

## Mini feed-through terminal block - MPT 1,5/S BU - 3248101

Please be informed that the data shown in this PDF Document is generated from our Online Catalog. Please find the complete data in the user's documentation. Our General Terms of Use for Downloads are valid (<http://phoenixcontact.com/download>)



Mini feed-through terminal block, Connection method: Push-in connection, Cross section: 0.14 mm<sup>2</sup> - 1.5 mm<sup>2</sup>, AWG: 26 - 14, Width: 3.5 mm, Color: blue, Mounting type: NS 15

The illustration shows the version in gray

### Product Features

- ✓ Space saving thanks to compact design and mounting option on a 15 mm DIN rail
- ✓ Clear arrangement thanks to marking of all terminal points
- ✓ Tested for railway applications



### Key commercial data

|                                      |          |
|--------------------------------------|----------|
| Packing unit                         | 1 pc     |
| Minimum order quantity               | 50 pc    |
| Weight per Piece (excluding packing) | 2.8 GRM  |
| Custom tariff number                 | 85369010 |
| Country of origin                    | Poland   |

### Technical data

#### General

|   |   |
|---|---|
| Number of levels                        | 1   |
| Number of connections                   | 2   |
| Color                                   | blue  |
| Insulating material                     | PA  |
| Inflammability class according to UL 94 | V0  |
| Area of application                     | Railway industry  |
|   | Mechanical engineering                                    |
|   | Plant engineering   |
| Maximum load current                    | 17.5 A (with 1.5 mm <sup>2</sup> conductor cross section) |

## Mini feed-through terminal block - MPT 1,5/S BU - 3248101

### Technical data

#### General

|  |               |
|--|---------------|
| Rated surge voltage                          | 6 kV          |
| Pollution degree                             | 3             |
| Surge voltage category                       | III           |
| Insulating material group                    | I             |
| Connection in acc. with standard             | IEC 60947-7-1 |
| Maximum load current (lower level)           | 17.5 A        |
| Nominal current I <sub>N</sub> (lower level) | 17.5 A        |
| Nominal voltage U <sub>N</sub>               | 500 V         |
| Open side panel                              | ja            |

#### Dimensions

|              |          |
|--------------|----------|
| Width        | 3.5 mm   |
| Length       | 33.55 mm |
| Height NS 15 | 28.1 mm  |

#### Connection data

|  |                      |
|--|----------------------|
| Connection in acc. with standard   | IEC 60947-7-1        |
| Connection method  | Push-in connection   |
| Conductor cross section solid min.   | 0.14 mm <sup>2</sup> |
| Conductor cross section solid max.   | 1.5 mm <sup>2</sup>  |
| Conductor cross section AWG/kcmil min.                                     | 26                   |
| Conductor cross section AWG/kcmil max                                      | 14                   |
| Conductor cross section stranded min.                                      | 0.14 mm <sup>2</sup> |
| Conductor cross section stranded max.                                      | 1.5 mm <sup>2</sup>  |
| Min. AWG conductor cross section, stranded                                 | 26                   |
| Max. AWG conductor cross section, stranded                                 | 14                   |
| Conductor cross section stranded, with ferrule without plastic sleeve min. | 0.14 mm <sup>2</sup> |
| Conductor cross section stranded, with ferrule without plastic sleeve max. | 1.5 mm <sup>2</sup>  |
| Conductor cross section stranded, with ferrule with plastic sleeve min.    | 0.14 mm <sup>2</sup> |
| Conductor cross section stranded, with ferrule with plastic sleeve max.    | 1 mm <sup>2</sup>    |
| Stripping length   | 8 mm                 |
| Internal cylindrical gage  | A1 / B1              |

#### Classifications

##### eCl@ss

|            |          |
|------------|----------|
| eCl@ss 4.0 | 27141121 |
| eCl@ss 4.1 | 27141121 |

# Mini feed-through terminal block - MPT 1,5/S BU - 3248101

## Classifications

### eCl@ss

|            |          |
|------------|----------|
| eCl@ss 5.0 | 27141120 |
| eCl@ss 5.1 | 27141120 |
| eCl@ss 6.0 | 27141120 |
| eCl@ss 7.0 | 27141120 |
| eCl@ss 8.0 | 27141120 |

### ETIM

|          |          |
|----------|----------|
| ETIM 3.0 | EC001329 |
| ETIM 4.0 | EC000902 |
| ETIM 5.0 | EC000897 |

### UNSPSC

|               |          |
|---------------|----------|
| UNSPSC 6.01   | 30211811 |
| UNSPSC 7.0901 | 39121410 |
| UNSPSC 11     | 39121410 |
| UNSPSC 12.01  | 39121410 |
| UNSPSC 13.2   | 39121410 |

## Approvals

### Approvals


#### Approvals

CSA / UL Recognized / cUL Recognized / BV / GL / DNV / VDE Zeichengenehmigung / IECCEB Scheme / cULus Recognized

#### Ex Approvals

#### Approvals submitted


### Approval details

|   |                            |       |       |
|---|----------------------------|-------|-------|
| CSA  | B                          | C     | D     |
|   | mm <sup>2</sup> /AWG/kcmil | 26-14 | 26-14 |


## Mini feed-through terminal block - MPT 1,5/S BU - 3248101

### Approvals

|                    | B     | C     | D     |
|--------------------|-------|-------|-------|
| Nominal current IN | 15 A  | 15 A  | 5 A   |
| Nominal voltage UN | 300 V | 300 V | 600 V |

UL Recognized 

|                            | B     | C     | D     |
|----------------------------|-------|-------|-------|
| mm <sup>2</sup> /AWG/kcmil | 26-14 | 26-14 | 26-14 |
| Nominal current IN         | 15 A  | 15 A  | 5 A   |
| Nominal voltage UN         | 300 V | 300 V | 600 V |


cUL Recognized 

|                            | B     | C     | D     |
|----------------------------|-------|-------|-------|
| mm <sup>2</sup> /AWG/kcmil | 26-14 | 26-14 | 26-14 |
| Nominal current IN         | 15 A  | 15 A  | 5 A   |
| Nominal voltage UN         | 300 V | 300 V | 600 V |


|    |
|----|
| BV |
|----|

|    |
|----|
| GL |
|----|

|     |
|-----|
| DNV |
|-----|

VDE Zeichengenehmigung 

|                            |          |
|----------------------------|----------|
| mm <sup>2</sup> /AWG/kcmil | 0.14-1.5 |
| Nominal current IN         | 17.5 A   |
| Nominal voltage UN         | 500 V    |

IECEE CB Scheme 

|                            |          |
|----------------------------|----------|
| mm <sup>2</sup> /AWG/kcmil | 0.14-1.5 |
|----------------------------|----------|

## Mini feed-through terminal block - MPT 1,5/S BU - 3248101

### Approvals

|                                |        |
|--------------------------------|--------|
|                                |        |
| Nominal current I <sub>N</sub> | 17.5 A |
| Nominal voltage U <sub>N</sub> | 500 V  |



### Drawings

Circuit diagram

