

Main

Range of product	Zelio Relay
Series name	Interface relay
Product or component type	Plug-in relay
Device short name	RSB
Contacts type and composition	1 C/O
Control circuit voltage	230 V DC
[Ithe] conventional enclosed thermal current	16 A at ≤ 40 °C
Status LED	Without
Control type	Without pushbutton
Sale per indivisible quantity	10

Complementary

Shape of pin	Flat (PCB type)
Average resistance	38500 Ohm (AC) at 20 °C +/- 15 %
Rated operational voltage limits	184...276 V AC, 50 Hz 195.5...276 V AC, 60 Hz
[Ui] rated insulation voltage	400 V conforming to EN/IEC 60947
[Uimp] rated impulse withstand voltage	3.6 kV conforming to IEC 61000-4-5
Contacts material	Silver alloy (Ag/Ni)
[Ie] rated operational current	16 A, NO (AC-1/DC-1) conforming to IEC 8 A, NC (AC-1/DC-1) conforming to IEC
Minimum switching current	5 mA
Maximum switching voltage	300 V DC 400 V AC
Minimum switching voltage	5 V
Maximum switching capacity	4000 VA (AC) 448 W (DC)
Minimum switching capacity	300 mW
Operating rate	≤ 10 cyc/mn (under load) ≤ 1200 cyc/mn (no-load)
Mechanical durability	30000000 cycles
Electrical durability	≥ 70000 cycles for resistive load at 16 A, 250 V
Operating time	10 ms between coil de-energisation and making of the Off-delay contact (AC) 12 ms between coil energisation and making of the On-delay contact (AC) 4 ms between coil de-energisation and making of the Off-delay contact (DC) 9 ms between coil energisation and making of the On-delay contact (DC)
Marking	CE
Protection category	RT I
Operating position	Any position
CAD overall width	13 mm
CAD overall height	29 mm
CAD overall depth	20 mm
Terminals description ISO n°1	(A1-A2)CO
Product weight	0.014 kg
Resistive rated load	16 A at 250 V AC 16 A at 28 V DC

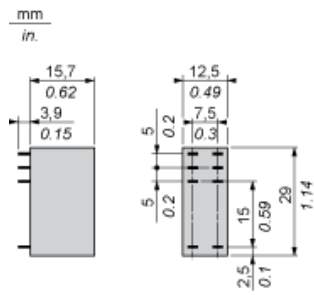
Average consumption	AC : 0.75 VA DC : 0.45 W
Drop-out voltage threshold	AC : $\geq 0.15 U_c$ DC : $\geq 0.1 U_c$

Environment

Dielectric strength	1000 V AC between contacts 2500 V AC between poles 5000 V AC between coil and contact
Standards	CSA C22-2 No 14 EN/IEC 61810-1 UL 508
Product certifications	CSA UL
Ambient air temperature for storage	-40...85 °C
Vibration resistance	10 gn (f = 10...150 Hz) conforming to EN/IEC 60068-2-6
IP degree of protection	IP40 conforming to EN/IEC 60529
Shock resistance	10 gn (on closing) conforming to EN/IEC 60068-2-27 5 gn (on opening) conforming to EN/IEC 60068-2-27
Ambient air temperature for operation	-40...70 °C (AC)
RoHS EUR status	Compliant
RoHS EUR conformity date	0401

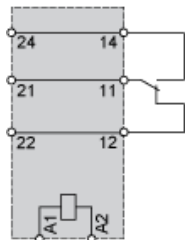
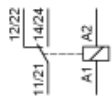
Interface Relay

Dimensions



Interface Relay

Wiring Diagram



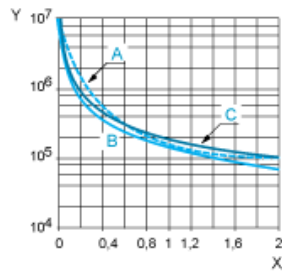
When using relay RSB1A160•• with socket RSZE1548M terminals 11 and 21, 14 and 24, 12 and 22 must be linked.

RSB Interface Relays

Electrical Durability of Contacts

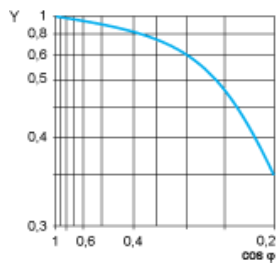
Durability (inductive load) = durability (resistive load) x reduction coefficient.

Resistive AC load



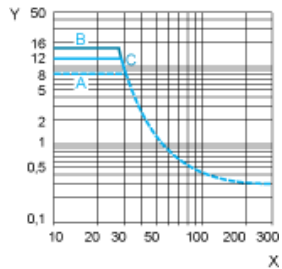
- X Switching capacity (kVA)
- Y Durability (Number of operating cycles)
- A RSB2A080
- B RSB1A160
- C RSB1A120

Reduction coefficient for inductive AC load (depending on power factor cos φ)



Y Reduction coefficient (A)

Maximum switching capacity on resistive DC load



- X Voltage DC
- Y Current DC
- A RSB2A080
- B RSB1A160
- C RSB1A120