

# Printed-circuit board connector - FKCT 2,5/ 9-ST - 1909281

Please be informed that the data shown in this PDF Document is generated from our Online Catalog. Please find the complete data in the user's documentation. Our General Terms of Use for Downloads are valid (<http://phoenixcontact.com/download>)

Plug component, Nominal current: 12 A, Rated voltage (III/2): 320 V, Number of positions: 9, Pitch: 5 mm, Connection method: Spring-cage connection, Color: green, Contact surface: Tin




The figure shows a 10-position version of the product

## Why buy this product

- For larger numbers of positions up to 24-pos., visit: [phoenixcontact.net/products](http://phoenixcontact.net/products)
- Fast conductor connection thanks to Push-in spring-cage connection
- The cable connection area for FKCT 2,5/... is positioned lower than that of FKC 2,5/... or FKCS 2,5/...



## Key commercial data

|                                      |   |
|--------------------------------------|---|
| Packing unit                         | 50 pc   |
| Minimum order quantity               | 50 pc   |
| GTIN                                 | <br>4 017918 188146 |
| Weight per Piece (excluding packing) | 14.59 g   |
| Custom tariff number                 | 85366990  |
| Country of origin                    | Germany   |
| Note                                 | Made to Order (non-returnable)  |

## Technical data

### Dimensions

|             |       |
|-------------|-------|
| Pitch       | 5 mm  |
| Dimension a | 40 mm |

### General

|                             |                 |
|-----------------------------|-----------------|
| Range of articles           | FKCT 2,5/...-ST |
| Insulating material group   | I               |
| Rated surge voltage (III/3) | 4 kV            |
| Rated surge voltage (III/2) | 4 kV            |
| Rated surge voltage (II/2)  | 4 kV            |
| Rated voltage (III/3)       | 250 V           |

# Printed-circuit board connector - FKCT 2,5/ 9-ST - 1909281

## Technical data

### General

|   |                     |
|---|---------------------|
| Rated voltage (III/2)                   | 320 V               |
| Rated voltage (II/2)                    | 630 V               |
| Connection in acc. with standard        | EN-VDE              |
| Nominal current I <sub>N</sub>          | 12 A                |
| Nominal cross section                   | 2.5 mm <sup>2</sup> |
| Maximum load current                    | 12 A                |
| Insulating material                     | PA                  |
| Inflammability class according to UL 94 | V0                  |
| Internal cylindrical gage               | A2                  |
| Stripping length                        | 10 mm               |
| Number of positions                     | 9                   |

### Connection data

|   |                      |
|---|----------------------|
| Conductor cross section solid min.  | 0.2 mm <sup>2</sup>  |
| Conductor cross section solid max.  | 2.5 mm <sup>2</sup>  |
| Conductor cross section stranded min.   | 0.2 mm <sup>2</sup>  |
| Conductor cross section stranded max.   | 2.5 mm <sup>2</sup>  |
| Conductor cross section stranded, with ferrule without plastic sleeve min.              | 0.25 mm <sup>2</sup> |
| Conductor cross section stranded, with ferrule without plastic sleeve max.              | 2.5 mm <sup>2</sup>  |
| Conductor cross section stranded, with ferrule with plastic sleeve min.                 | 0.25 mm <sup>2</sup> |
| Conductor cross section stranded, with ferrule with plastic sleeve max.                 | 2.5 mm <sup>2</sup>  |
| Conductor cross section AWG/kcmil min.  | 24                   |
| Conductor cross section AWG/kcmil max   | 12                   |
| 2 conductors with same cross section, stranded, TWIN ferrules with plastic sleeve, min. | 0.5 mm <sup>2</sup>  |
| 2 conductors with same cross section, stranded, TWIN ferrules with plastic sleeve, max. | 1.5 mm <sup>2</sup>  |
| Minimum AWG according to UL/CUL   | 26                   |
| Maximum AWG according to UL/CUL   | 12                   |

## Classifications

### eCl@ss

|            |          |
|------------|----------|
| eCl@ss 4.0 | 272607xx |
| eCl@ss 4.1 | 27260701 |
| eCl@ss 5.0 | 27260701 |
| eCl@ss 5.1 | 27260701 |
| eCl@ss 6.0 | 27260704 |
| eCl@ss 7.0 | 27440402 |
| eCl@ss 8.0 | 27440309 |

# Printed-circuit board connector - FKCT 2,5/ 9-ST - 1909281

## Classifications

### ETIM

|          |          |
|----------|----------|
| ETIM 3.0 | EC001121 |
| ETIM 4.0 | EC002638 |
| ETIM 5.0 | EC002638 |

### UNSPSC

|               |          |
|---------------|----------|
| UNSPSC 6.01   | 30211810 |
| UNSPSC 7.0901 | 39121409 |
| UNSPSC 11     | 39121409 |
| UNSPSC 12.01  | 39121409 |
| UNSPSC 13.2   | 39121409 |

## Approvals

### Approvals


#### Approvals


CSA / UL Recognized / VDE Gutachten mit Fertigungsüberwachung / cUL Recognized / IECCEB Scheme / CCA / EAC / cULus Recognized

#### Ex Approvals

#### Approvals submitted

### Approval details

|   |       |       |
|---|-------|-------|
| CSA  |       |       |
|   | B     | D     |
| mm <sup>2</sup> /AWG/kcmil  | 24-12 | 24-12 |
| Nominal current I <sub>N</sub>  | 12 A  | 10 A  |
| Nominal voltage U <sub>N</sub>  | 300 V | 300 V |

|   |       |       |
|---|-------|-------|
| UL Recognized  |       |       |
|   | B     | D     |
| mm <sup>2</sup> /AWG/kcmil  | 26-12 | 26-12 |
| Nominal current I <sub>N</sub>  | 10 A  | 10 A  |
| Nominal voltage U <sub>N</sub>  | 300 V | 300 V |

# Printed-circuit board connector - FKCT 2,5/ 9-ST - 1909281

## Approvals

VDE Gutachten mit Fertigungsüberwachung

|                                |         |
|--------------------------------|---------|
| mm <sup>2</sup> /AWG/kcmil     | 0.2-2.5 |
| Nominal current I <sub>N</sub> | 12 A    |
| Nominal voltage U <sub>N</sub> | 250 V   |

cUL Recognized

|                                | B     | D     |
|--------------------------------|-------|-------|
| mm <sup>2</sup> /AWG/kcmil     | 26-12 | 26-12 |
| Nominal current I <sub>N</sub> | 10 A  | 10 A  |
| Nominal voltage U <sub>N</sub> | 300 V | 300 V |

IECEE CB Scheme

|                                |         |
|--------------------------------|---------|
| mm <sup>2</sup> /AWG/kcmil     | 0.2-2.5 |
| Nominal current I <sub>N</sub> | 12 A    |
| Nominal voltage U <sub>N</sub> | 250 V   |

CCA

|                                |         |
|--------------------------------|---------|
| mm <sup>2</sup> /AWG/kcmil     | 0.2-2.5 |
| Nominal current I <sub>N</sub> | 12 A    |
| Nominal voltage U <sub>N</sub> | 250 V   |

EAC

cULus Recognized

## Accessories

Accessories

Coding element

# Printed-circuit board connector - FKCT 2,5/ 9-ST - 1909281

## Accessories

Coding profile - CP-MSTB - 1734634

Coding profile, is inserted into the slot on the plug or inverted header, red insulating material



---

## Insulating sleeve

Insulating sleeve - MPS-IH WH - 0201663



Insulating sleeve, Color: white

---

Insulating sleeve - MPS-IH RD - 0201676



Insulating sleeve, Color: red

---

Insulating sleeve - MPS-IH BU - 0201689



Insulating sleeve, Color: blue

---

Insulating sleeve - MPS-IH GN - 0201702



Insulating sleeve, Color: green

---

## Labeled terminal marker

## Printed-circuit board connector - FKCT 2,5/ 9-ST - 1909281

### Accessories

Marker card - SK 5/3,8:FORTL.ZAHLEN - 0804183



Marker card, Card, white, labeled, Horizontal: Consecutive numbers 1 - 10, 11 - 20, etc. up to 91 - (99)100, Mounting type: Adhesive, for terminal block width: 5 mm, Lettering field: 5 x 3.8 mm

---

### Screwdriver tools

Screwdriver - SZS 0,6X3,5 - 1205053



Actuation tool, for ST terminal blocks, insulated, also suitable for use as a bladed screwdriver, size: 0.6 x 3.5 x 100 mm, 2-component grip, with non-slip grip

---

### Test plug terminal block

Test plugs - MPS-MT - 0201744



Test plugs, Color: silver

---

Reducing plug - RPS - 0201647



Reducing plug, Color: gray

---

Strain relief - STZ 4-FKC-5,08 - 1876877



Strain relief for snapping into the latching chambers of the plugs, 4-pos.

---

Strain relief - STZ 8-FKC-5,08 - 1876880

Strain relief for snapping into the latching chambers of the plug components, 8-pos.

# Printed-circuit board connector - FKCT 2,5/ 9-ST - 1909281

## Accessories

---

### Additional products

Base strip - DFK-MSTB 2,5/ 9-G - 0707167



Plug component, Nominal current: 12 A, Rated voltage (III/2): 320 V, Number of positions: 9, Pitch: 5 mm, Connection method: Solder/Slip-on connection, Color: green, Contact surface: Tin, Mounting: Direct mounting, Accessory order no. 5030172 can only be used in conjunction with MSTB 2,5/...ST and MSTBT 2,5/...ST.

---

Base strip - MSTBW 2,5/ 9-G - 1736043



Header, Nominal current: 12 A, Rated voltage (III/2): 320 V, Number of positions: 9, Pitch: 5 mm, Color: green, Contact surface: Tin, Mounting: Soldering

---

Base strip - MSTBVA 2,5/ 9-G - 1755587



Header, Nominal current: 12 A, Rated voltage (III/2): 320 V, Number of positions: 9, Pitch: 5 mm, Color: green, Contact surface: Tin, Mounting: Soldering

---

Base strip - MSTBV 2,5/ 9-G - 1753576



Header, Nominal current: 12 A, Rated voltage (III/2): 320 V, Number of positions: 9, Pitch: 5 mm, Color: green, Contact surface: Tin, Mounting: Soldering

---

Base strip - MSTB 2,5/ 9-G - 1754575



Header, Nominal current: 12 A, Rated voltage (III/2): 320 V, Number of positions: 9, Pitch: 5 mm, Color: green, Contact surface: Tin, Mounting: Soldering

---

## Printed-circuit board connector - FKCT 2,5/ 9-ST - 1909281

### Accessories

#### Base strip - MDSTBVA 2,5/ 9-G - 1845853



Header, Nominal current: 10 A, Rated voltage (III/2): 320 V, Number of positions: 9, Pitch: 5 mm, Color: green, Contact surface: Tin, Mounting: Soldering, The article can be aligned to create different nos. of positions! In combination with MVSTB or FKCV plug components, both an MVSTBW (or FKCVW) and an MVSTBR plug (or FKCVR) must be used. Combination with TMSTBP plug components is not possible!

---

#### Base strip - MDSTBA 2,5/ 9-G - 1846580



Header, Nominal current: 10 A, Rated voltage (III/2): 320 V, Number of positions: 9, Pitch: 5 mm, Color: green, Contact surface: Tin, Mounting: Soldering, The article can be aligned to create different nos. of positions! In combination with MVSTB or FKCV plug components, both an MVSTBW (or FKCVW) and an MVSTBR plug (or FKCVR) must be used. Combination with TMSTBP plug components is not possible!

---

#### Base strip - EMSTBA 2,5/ 9-G - 1899919



Header, Nominal current: 12 A, Rated voltage (III/2): 320 V, Number of positions: 9, Pitch: 5 mm, Color: green, Contact surface: Tin, Mounting: Press-in

---

#### Base strip - EMSTBVA 2,5/ 9-G - 1914920



Header, Nominal current: 12 A, Rated voltage (III/2): 320 V, Number of positions: 9, Pitch: 5 mm, Color: green, Contact surface: Tin, Mounting: Press-in

---

#### Base strip - MSTBA 2,5/ 9-G-LA - 1770559



Header, Nominal current: 12 A, Rated voltage (III/2): 320 V, Number of positions: 9, Pitch: 5 mm, Color: green, Contact surface: Tin, Mounting: Soldering

## Printed-circuit board connector - FKCT 2,5/ 9-ST - 1909281

### Accessories

#### Base strip - MSTBA 2,5/ 9-G - 1757530

Header, Nominal current: 12 A, Rated voltage (III/2): 320 V, Number of positions: 9, Pitch: 5 mm, Color: green, Contact surface: Tin, Mounting: Soldering



---

#### Base strip - MSTB 2,5/ 9-G-LA - 1768257

Header, Nominal current: 12 A, Rated voltage (III/2): 320 V, Number of positions: 9, Pitch: 5 mm, Color: green, Contact surface: Tin, Mounting: Soldering



---

#### Base strip - MDSTBV 2,5/ 9-G1 - 1762910

Header, Nominal current: 10 A, Rated voltage (III/2): 320 V, Number of positions: 9, Pitch: 5 mm, Color: green, Contact surface: Tin, Mounting: Soldering, In combination with MVSTB or FKCV plug components, both an MVSTBW (or FKCVW) and an MVSTBR plug (or FKCVR) must be used. Combination with TMSTBP plug components is not possible!



---

#### Base strip - MDSTB 2,5/ 9-G1 - 1762761

Header, Nominal current: 10 A, Rated voltage (III/2): 320 V, Number of positions: 9, Pitch: 5 mm, Color: green, Contact surface: Tin, Mounting: Soldering, In combination with MVSTB or FKCV plug components, both an MVSTBW (or FKCVW) and an MVSTBR plug (or FKCVR) must be used. Combination with TMSTBP plug components is not possible!



---

#### Base strip - SMSTBA 2,5/ 9-G - 1769874

Header, Nominal current: 12 A, Rated voltage (III/2): 320 V, Number of positions: 9, Pitch: 5 mm, Color: green, Contact surface: Tin, Mounting: Soldering



# Printed-circuit board connector - FKCT 2,5/ 9-ST - 1909281

## Accessories

Base strip - SMSTB 2,5/ 9-G - 1769308

Header, Nominal current: 12 A, Rated voltage (III/2): 320 V, Number of positions: 9, Pitch: 5 mm, Color: green, Contact surface: Tin, Mounting: Soldering



## Drawings

Dimensioned drawing

