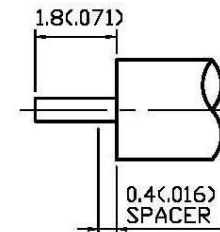
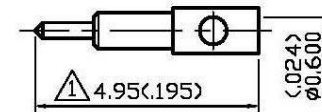
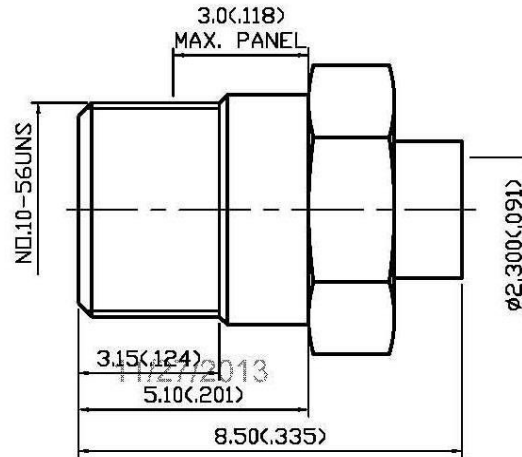
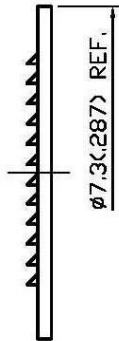
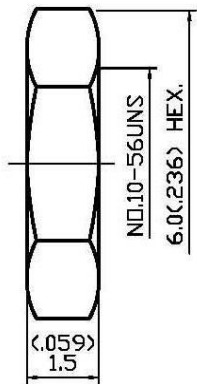


NO	DESCRIPTION	DATE
△	WORKING VOLTAGE —— VOLTAGE RATING DEL. PROOF VOLTAGE	11.27.13'



△ STRIPPING DIMENSION

1.0 ELECTRICAL

- 1.1 FREQUENCY RANGE: DC-18 GHz
- 1.2 NOMINAL IMPEDANCE: 50 OHMS
- 1.3 VOLTAGE RATING: 335 VOLTS MAX. △

2.0 MATERIALS

- 2.1 BODIES: BRASS PER JIS-C3604
- 2.2 CENTER CONTACT: BRASS PER JIS-C3604
- 2.3 INSULATION: TEFLON PER ASTM D1457 AND ASTM D1710

3.0 FINISHES AND OTHERS

- 3.1 SEE BELOW TABLE FOR DETAILS.

4.0 MECHANICAL

- 4.1 INTERFACE IN ACCORDANCE WITH: MIL-STD-348A
- 4.2 FOR USE WITH RG405 OR SIMILAR STYLE CABLE
- 4.3 CABLE ATTACHMENT: OUTER: SOLDER, INNER: SOLDER

5.0 ENVIRONMENTAL

- 5.1 OPERATING TEMPERATURE RANGE: -65° C TO +165° C

APPROVED by _____ DATE: _____

5	CENTER CONTACT	BRASS	1	GOLD 30μ" MIN.
4	INSULATION	TEFLON	1	NONE
3	BODY	BRASS	1	GOLD 3μ" MIN.
2	WASHER	BRASS	1	GOLD
1	NUT	BRASS	1	GOLD
NO	DESCRIPTION	MATERIAL	Q'TY	FINISH



DESCRIPTION		SMP STRAIGHT BULKHEAD LIMITED DETENT PLUG SOLDER									
製圖	DRAWN	TOLERANCE		品名	48-02	T.G.G	RG405	日期	DATE	版次	REV.
	Yoko	X	±0.2	TITLE	\ROHS COMPLIANT (50Ω)			07.20.12'	A-1		
檢圖	CHECK	XX	±0.1	單位	UNIT		DWG.NO. 48-0002				
	Arc	XXX	±0.05	mm(in)							
認定	APPROVAL	ANGLE	±5°	比例	SCALE						
	Angela										