



Price* : 2.70 GBP



Main

Range of product	Zelio Relay
Series name	Miniature
Product or component type	Plug-in relay
Device short name	RXM
Coil interference suppression	Without
Utilisation coefficient	20 %
Sale per indivisible quantity	10

Complementary

Contact operation	Standard
[Uc] control circuit voltage	230 V AC 50/60 Hz
[Ithe] conventional enclosed thermal current	5 A at -40...55 °C
Status LED	Without
Control type	Without push-button
[Ui] rated insulation voltage	250 V conforming to IEC
[Uimp] rated impulse withstand voltage	3.6 kV (1.2/50 µs) conforming to IEC 61810-7
Contacts material	Silver alloy (Ag/Ni)
[Ie] rated operational current	5 A (AC-1/DC-1) NO conforming to IEC 2.5 A (AC-1/DC-1) NC conforming to IEC
Minimum switching current	10 mA
Maximum switching voltage	250 V AC 250 V DC
Minimum switching voltage	17 V
Load current	5 A at 250 V AC 5 A at 28 V DC
Maximum switching capacity	1250 VA network: AC 140 W network: DC

Disclaimer: This documentation is not intended as a substitute for and is not to be used for determining suitability or reliability of these products for specific user applications

Minimum switching capacity	170 mW
Operating rate	<= 18000 cycles/hour no-load <= 1200 cycles/hour under load
Mechanical durability	10000000 cycles
Electrical durability	100000 cycles for resistive load
Average coil consumption in VA	1.2 AC
Drop-out voltage threshold	AC : >= 0.15 U _c
Operating time	20 ms between coil de-energisation and making of the Off-delay contact 20 ms between coil energisation and making of the On-delay contact
Average resistance	15000 Ohm network: AC at 20 °C +/- 15 %
Rated operational voltage limits	184...253 V AC
Protection category	RT I
Operating position	Any position
CAD overall width	21 mm
CAD overall height	27 mm
CAD overall depth	46 mm
Safety reliability data	B10d = 100000

Environment

Dielectric strength	2000 V AC between coil and contact 2000 V AC between poles 1000 V AC between contacts
Standards	CE EN/IEC 61810-1 (iss. 2) RoHS compliant
Ambient air temperature for storage	-40...85 °C
Ambient air temperature for operation	-40...55 °C
Vibration resistance	3 gn, amplitude = +/- 1 mm (f= 10...50 Hz) operating conforming to EN/IEC 60068-2-6 6 gn, amplitude = +/- 1 mm (f= 10...50 Hz) not operating conforming to EN/IEC 60068-2-6
IP degree of protection	IP40 conforming to EN/IEC 60529
Shock resistance	10 gn for opening conforming to EN/IEC 60068-2-27 5 gn for closing conforming to EN/IEC 60068-2-27

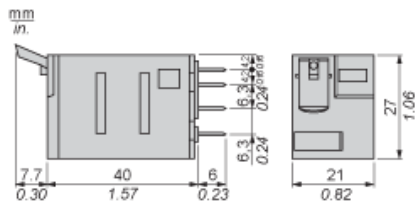
Offer Sustainability

Sustainable offer status	Green Premium product
Product environmental profile	Available  Product environmental
Product end of life instructions	Need no specific recycling operations

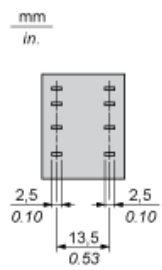
Contractual warranty

Warranty period	18 months
-----------------	-----------

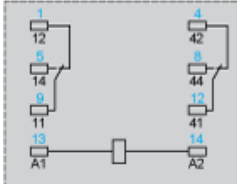
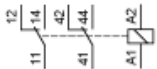
Dimensions



Pin Side View



Wiring Diagram

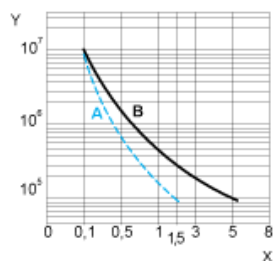


Symbols shown in blue correspond to Nema marking.

Electrical Durability of Contacts

Durability (inductive load) = durability (resistive load) x reduction coefficient.

For 2 Poles Relay



X : Contact current (A)

Y : Durability (Number of operating cycles)

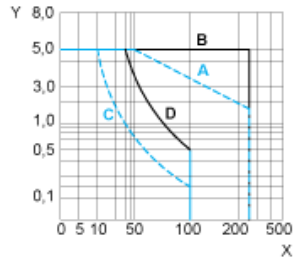
A : Inductive load

B : Resistive load

Note : These are typical curves, actual durability depends on load, environment, duty cycle, etc.

Maximum Switching Capacity

For 2 Poles Relay



- X : Contact voltage (v)
- Y : Contact current (A)
- A : Inductive AC load
- B : Resistive AC load
- C : Inductive DC load
- D : Resistive DC load

Note : These are typical curves, actual durability depends on load, environment, duty cycle, etc.