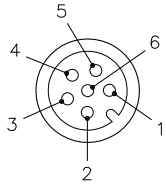
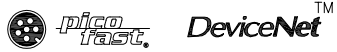


FEMALE END VIEW

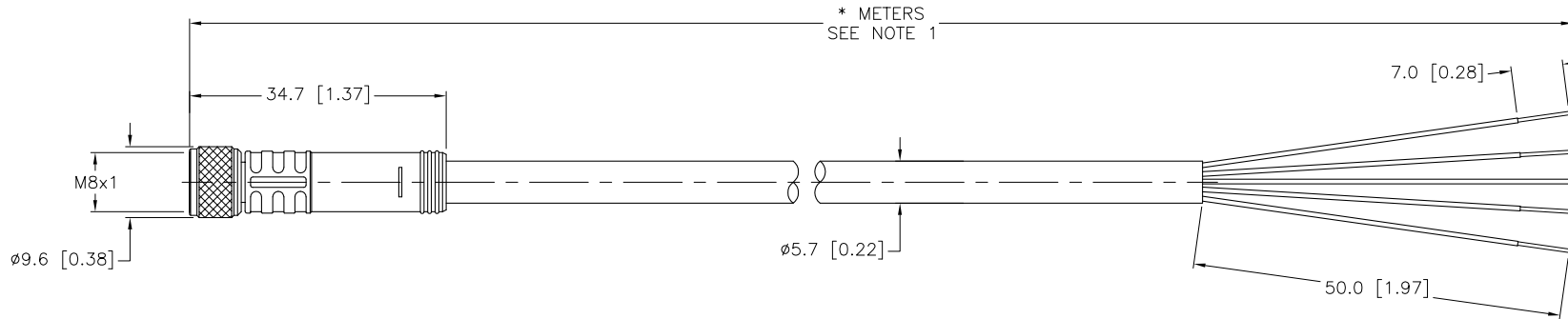


- 1 = BARE (SHIELD)
- 2 = RED (+ VOLTAGE)
- 3 = BLACK (- VOLTAGE)
- 4 = WHITE (CAN\_H)
- 5 = BLUE (CAN\_L)
- 6 = N/C



SPECIFICATIONS

|                                |                                  |
|--------------------------------|----------------------------------|
| CONTACT CARRIER MATERIAL/COLOR | NYLON OR TPU/BLACK               |
| MOLDED HEAD MATERIAL/COLOR     | TPU/BLUE-GRAY                    |
| CONTACT MATERIAL/PLATING       | BRASS/GOLD                       |
| COUPLING NUT MATERIAL/PLATING  | BRASS/NICKEL                     |
| RATED CURRENT [A]              | 2.0 A                            |
| RATED VOLTAGE [V]              | 24 VAC/VDC                       |
| OUTER JACKET MATERIAL/COLOR    | PVC/GREY                         |
| CONDUCTOR INSULATION MATERIAL  | HDPE (DATA), PVC (POWER)         |
| NUMBER OF CONDUCTORS [AWG]     | 4x24 AWG, 24 AWG DRAIN           |
| SHIELDING                      | FOIL (PAIRS), FOIL (OVERALL)     |
| TEMPERATURE RANGE              | -40°C to +80°C (-40°F to +176°F) |
| PROTECTION CLASS               | MEETS NEMA 1,3,4,6P AND IEC IP67 |



| CABLE LENGTH | TOLERANCE   |
|--------------|---|
| ALL LENGTHS  | + 4% (OR 50mm) OF LENGTH<br>- 0% (OR 0mm) OF LENGTH<br>WHICHEVER IS GREATER |
| STRIP LENGTH | TOLERANCE   |
| 0-7mm        | ±0.5mm  |
| 8-29mm       | ±1.0mm  |
| 30-49mm      | ±2.0mm  |
| 50-69mm      | ±3.0mm  |
| 70-100mm     | ±4.0mm  |
| OVER 100mm   | ±5.0mm  |

NOTES:

1. "\*" INDICATES CABLE LENGTH IN METERS. CONTACT TURCK TO ORDER SPECIFIC LENGTHS.

SOURCE DRAWING - FOR REFERENCE ONLY

|   |   |  |                     |  |                     |                    |              |
|---|---|--|---------------------|--|---------------------|--------------------|--------------|
| RELATED DOCUMENTS<br>1.<br>2.<br>3.<br>4. | 3RD ANGLE PROJECTION<br>  | THIS DRAWING IS CONFIDENTIAL AND THE PROPERTY OF TURCK INC. USE OF THIS DOCUMENT WITHOUT WRITTEN PERMISSION IS PROHIBITED. |                     | <b>TURCK INC</b><br>High Technology Sensors and Automation Controls<br>3000 CAMPUS DRIVE<br>MINNEAPOLIS, MN 55441<br>1-800-544-7769<br>(763) 553-7300<br>(763) 553-0708 fax<br>turck.com |                     |                    |              |
|   |   | DRFT   | RDS                 | DATE   | 08/10/05            | DESCRIPTION        | PKGM 5724-*M |
| MATERIAL                                  | ALL DIMENSIONS DISPLAYED ON THIS DRAWING ARE FOR REFERENCE ONLY | DSGN   |                     | SCALE  | 1=1.0               | IDENTIFICATION NO. |              |
| FINISH                                    |   | CONTACT TURCK FOR MORE INFORMATION   | UNIT OF MEASUREMENT |  | MILLIMETER [ INCH ] | REV                | D            |
| DO NOT SCALE THIS DRAWING                 |   | FILE: 777011700  |                     | SHEET 1 OF 1   |                     |                    |              |

|     |  |     |          |         |
|-----|--|-----|----------|---------|
| D   | DRAWING PROCESSED AS PART OF ECO 33971 | CBM | 04/06/11 | 33971   |
| REV | DESCRIPTION                            | BY  | DATE     | ECO NO. |