

# Spezifikation für Freigabe / specification for release

Kunde / customer :

Artikelnummer / part number :

**749119233**

LF



Bezeichnung :

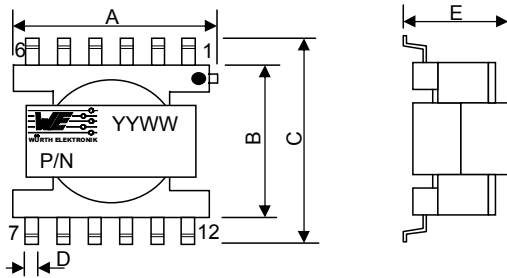
**POWER OVER ETHERNET-ÜBERTRAGER WE-PoE**

description :

**POWER OVER ETHERNET-TRANSFORMER WE-PoE**

DATUM / DATE : 2005-06-21

## A Mechanische Abmessungen / dimensions :



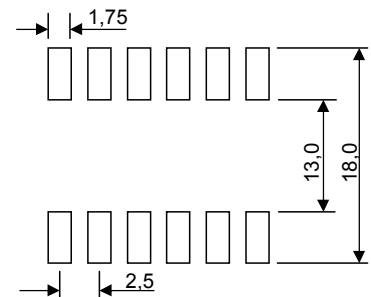
	ER14,5/6	
A	<b>16,3 max.</b>	mm
B	<b>12,0 ± 0,3</b>	mm
C	<b>16,8 max.</b>	mm
D	<b>0,7 ± 0,1</b>	mm
E	<b>7,4 max.</b>	mm

● = Marking Pin 1

## B Elektrische Eigenschaften / electrical properties :

Eigenschaften / properties	Testbedingungen / test conditions		Wert / value	Einheit / unit	tol.
Induktivität / inductance	<b>100 kHz / 0,1 V</b>	$L_{0N1}$	<b>210</b>	$\mu\text{H}$	$\pm 10\%$
Übersetzungsverhältnis / turns Ratio	<b>N1 : N2 : N3 : N4</b>	TR	<b>1:0,25:0,08:0,08</b>		$\pm 3\%$
DC-Widerstand N1 / DC-resistance N1	<b>@ 20°C</b>	$R_{DC N1}$	<b>280</b>	$\text{m}\Omega$	<b>max.</b>
DC-Widerstand N2 / DC-resistance N2	<b>@ 20°C</b>	$R_{DC N2}$	<b>210</b>	$\text{m}\Omega$	<b>max.</b>
DC-Widerstand N3 / DC-resistance N3	<b>@ 20°C</b>	$R_{DC N3}$	<b>9,5</b>	$\text{m}\Omega$	<b>max.</b>
DC-Widerstand N4 / DC-resistance N4	<b>@ 20°C</b>	$R_{DC N4}$	<b>9,5</b>	$\text{m}\Omega$	<b>max.</b>
Streuinduktivität N1 / leakage inductance N1	<b>100 kHz / 0,1V</b>	$L_{S N1}$	<b>2,5</b>	$\mu\text{H}$	<b>max.</b>
Hochspannung / hipot	<b>3mA/1min. N1, N2 =&gt; N3, N4</b>	HV	<b>1,5</b>	$\text{kV}_{AC}$	

## C Lötpad / soldering spec. :



## D Prüfgeräte / test equipment :

**WK3260B** für/for L  
**HP 34401 A** für/for  $I_{DC}$  und/and  $R_{DC}$

## E Testbedingungen / test conditions :

Luftfeuchtigkeit / humidity: 33%  
 Umgebungstemperatur / temperature: +20°C

## F Werkstoffe & Zulassungen / material & approvals :

Basismaterial / base material: Ferrit/ ferrite  
 Spulenkörper / Bobbin: UL-V0  
 Draht / wire: 2UEWF 155°C or equiv.  
 Kontaktmaterial/ contact plating: Cu-Ag tinned

## G Eigenschaften / general specifications :

Betriebstemp. / operating temperature: -40°C - + 125°C  
 Umgebungstemp. / ambient temperature: -40°C - + 85°C  
 Schaltfrequenz / Switching frequency: 200 kHz - 250 kHz  
 Eingangsspannungsbereich / Input Voltage: 36 - 57 V  
 Ausgangsdaten / Output data: 0,7A und 1,4A  
 Co-Planarität / Co-Planarity: < 0,1 mm

Freigabe erteilt / general release:	Kunde / customer		
Datum / date	Unterschrift / signature		
	Würth Elektronik		
Geprüft / checked	Kontrolliert / approved		
	TBr	Version 1	2005-06-21
	Name	Änderung / modification	Datum / date

### Würth Elektronik eiSos GmbH & Co.KG

D-74638 Waldenburg · Max-Eyth-Straße 1 - 3 · Germany · Telefon (+49) (0) 7942 - 945 - 0 · Telefax (+49) (0) 7942 - 945 - 400  
<http://www.we-online.com>

# Spezifikation für Freigabe / specification for release

Kunde / customer :

Artikelnummer / part number :

**749119233**

LF



Bezeichnung :

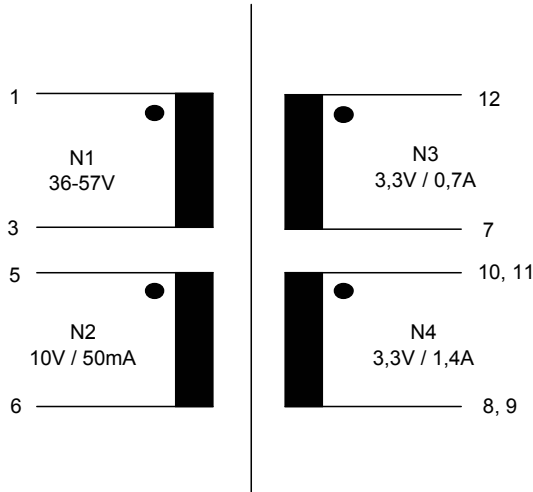
**POWER OVER ETHERNET-ÜBERTRAGER WE-PoE**

description :

**POWER OVER ETHERNET-TRANSFORMER WE-PoE**

DATUM / DATE : 2005-06-21

## H Schaltbild / Schematics



Freigabe erteilt / general release:	<b>Kunde / customer</b>			
.....	.....			
Datum / date	Unterschrift / signature			
	<b>Würth Elektronik</b>			
.....	.....			
Geprüft / checked	Kontrolliert / approved	TBr	Version 1	2005-06-21
		Name	Änderung / modification	Datum / date

### Würth Elektronik eiSos GmbH & Co.KG

D-74638 Waldenburg · Max-Eyth-Straße 1 - 3 · Germany · Telefon (+49) (0) 7942 - 945 - 0 · Telefax (+49) (0) 7942 - 945 - 400  
<http://www.we-online.com>

# Spezifikation für Freigabe / specification for release

Kunde / customer :

Artikelnummer / part number :

**749119233**

**LF**

Bezeichnung :

**POWER OVER ETHERNET-ÜBERTRAGER WE-PoE**

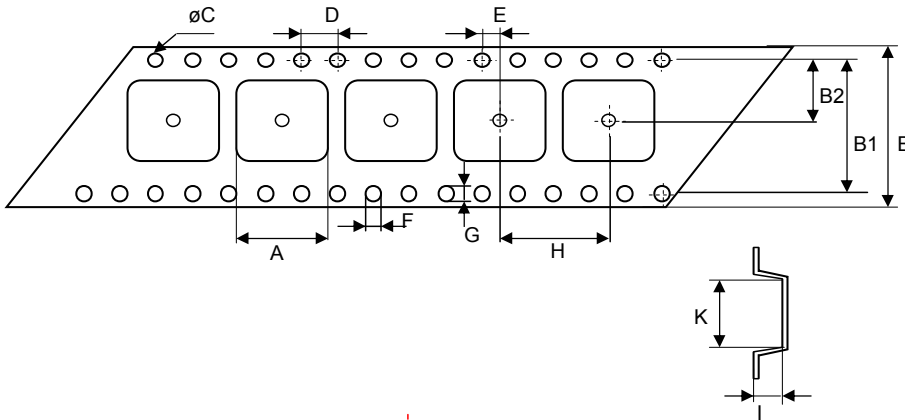
description :

**POWER OVER ETHERNET-TRANSFORMER WE-PoE**



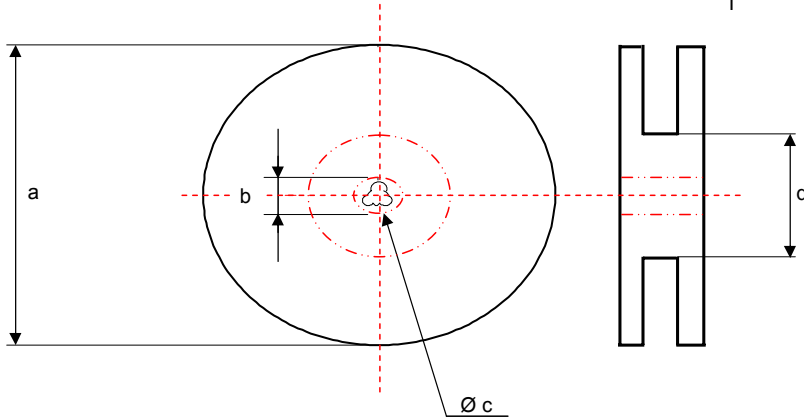
**DATUM / DATE : 2005-06-21**

**I Rollenspezifikation / tape and reel specification :**



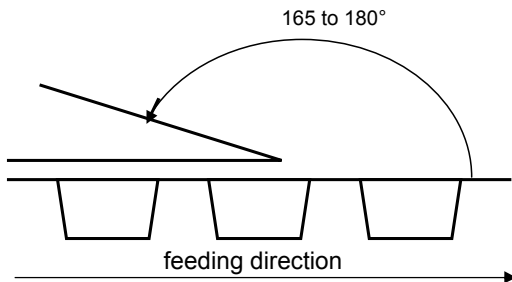
**Gurtspezifikation / Tape specification:**

A	<b>15,4 ± 0,1</b>	mm
B	<b>32,0 ± 0,3</b>	mm
B1	<b>28,4 ± 0,1</b>	mm
B2	<b>14,2 ± 0,1</b>	mm
C	<b>1,50 <sup>+0,1</sup> - 0,0</b>	mm
D	<b>4,00 ± 0,1</b>	mm
E	<b>2,00 ± 0,1</b>	mm
F	<b>1,50 <sup>+0,1</sup> - 0,0</b>	mm
G	<b>1,70 <sup>+0,15</sup> - 0,05</b>	mm
H	<b>20,0 ± 0,1</b>	mm
I	<b>7,50 ± 0,1</b>	mm
K	<b>16,6 ± 0,1</b>	mm



**Rollenspezifikation / Reel specification:**

a	<b>330,0 ± 2,0</b>	mm
b	<b>21,00 ± 0,8</b>	mm
c	<b>13,00 ± 0,5</b>	mm
d	<b>100,0 ± 1,0</b>	mm



The force for tearing off cover tape is 10 to 130 grams in arrow direction

Freigabe erteilt / general release:	<b>Kunde / customer</b>		
	.....		
Datum / date	<b>Unterschrift / signature</b>		
	<b>Würth Elektronik</b>		
Geprüft / checked	.....		
	<b>Kontrolliert / approved</b>		
		TBr	Version 1
		Name	Datum / date
		<b>Änderung / modification</b>	2005-06-21

This electronic component is designed and developed with the intention for use in general electronics equipments. Before incorporating the components into any equipments in the field such as aerospace, aviation, nuclear control, submarine, transportation, (automotive control, train control, ship control), transportation signal, disaster prevention, medical, public information network etc. where higher safety and reliability are especially required or if there is possibility of direct damage or injury to human body. In addition, even electronic component in general electronic equipments, when used in electrical circuits that require high safety, reliability functions or performance, the sufficient reliability evaluation-check for the safety must be performed before use. It is essential to give consideration when to install a protective circuit at the design stage.

**Würth Elektronik eiSos GmbH & Co.KG**

D-74638 Waldenburg · Max-Eyth-Straße 1 - 3 · Germany · Telefon (+49) (0) 7942 - 945 - 0 · Telefax (+49) (0) 7942 - 945 - 400  
http://www.we-online.com