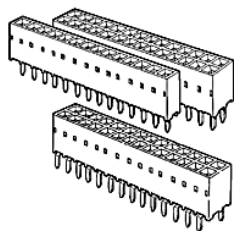


76342-313LF - DUBOX™ : 26
Position PCB Mounted
Receptacle Through Mount,
Top Entry, Double Row



www.fci.com

Mating Half

▶ 77313-101-26LF

▶ 95278-101-26LF

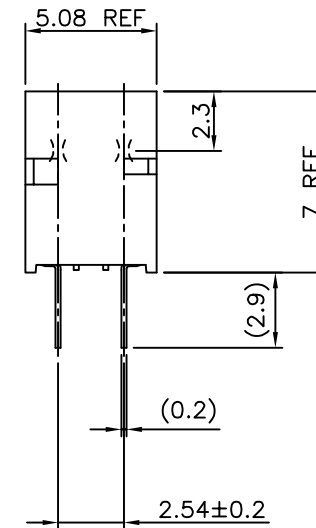
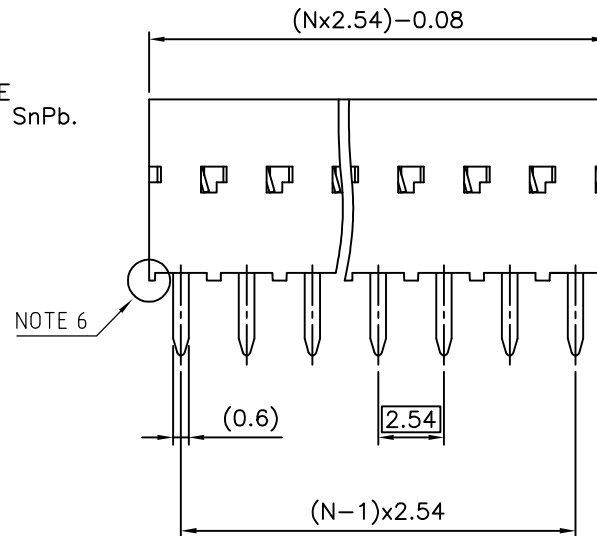
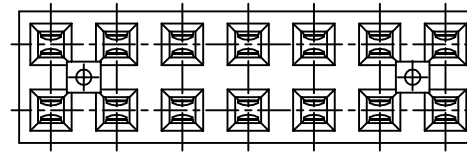
Specifications

General	
Hold Down Style	No Locating Pegs
Number of contacts (per row)	13
Number of contacts (Total)	26
Number of rows	2
Orientation	Vertical
Packaging	Tube
Mating half	Mates with 0.64 mm (0.025 in.) Square pins.
Series Number	76342
Dimensional	
Thickness (Board)	1.6 mm (0.062 in.) or 2.36 mm (0.093 in.)
Footprint (Board)	2.54 mm x 2.54 mm (0.1 in. x 0.1 in.)
Electrical	
Current rating	3A max. per Contact/2A max. per Contact for Full Load
Resistance (Contact)	15 milli ohms Initial, 20 milli ohms After test
Resistance (Insulation)	100000 M-ohms
Voltage rating	1000V rms
Mechanical	
Insertion force	1.50N (150 gf) per Contact
Withdrawal Force	0.3N (30 gf) min. per Contact
Mounting	
Solder process	Compatible with Wave Soldering Processes
Physical	
Color (Housing)	Blue
Material (Contact)	Phosphor Bronze
Material (Housing)	Glass - Filled Thermoplastic Polyester
Plating (Contact area)	0.76 µm (30 µin.) Gold

Plating (Tail)	3.81µm (150 µin.) Tin-Lead
Underplating (Contact)	1.27 µm (50 µin.) Nickel
Flammability rating	UL 94 V-0
Temperature (Range)	-65 °C to +125 °C
Approvals / Certifications	
UL File Number	E66906
CSA File Number	LR46923
Approvals / Certifications	UL and CSA Approved

PRODUCT NUMBER
76342-YXXXXLF

WHEN NEEDED, SUFFIX LETTER "LF"
INDICATES THE PRODUCT IS RoHS
COMPATIBLE, SEE NOTE 10
OPTIONAL LETTER
H: HIGH TEMPERATURE PRODUCT.
C: PACKAGED IN SHORT TUBE.
NUMBER OF POSITIONS PER ROW: 02 TO 50.
PLATING CODE
3= 0.76µm GOLD ON CONTACT AREA.
3.81µm TIN-LEAD ON TAIL.
4= 5µm TIN-LEAD ON CONTACT AREA.
3.81µm TIN-LEAD ON TAIL.
WHEN SUFFIX "LF" IS REQUIRED, 2µm MIN MATTE
TIN OVER 1.27 MIN Ni IS SUPPLIED INSTEAD OF SnPb.



NOTES:

- 1 - HOUSING MAT'L: THERMOPLASTIC GLASS FILLED
FLAME RETARDANT PER UL 94 V-0
LOW TEMPERATURE: COLOR BLUE
HIGH TEMPERATURE: COLOR GREY.
 - 2 - TERMINAL MATERIAL: PHOSPHOR BRONZE.
 - 3 - 2 UP TO 4 POSITIONS PRODUCT PACKED IN PLASTIC BOX.
5 UP TO 50 POSITIONS PRODUCT PACKED IN TUBE.
 - 4 - TO DETERMINE DIMENSIONS:
N = NUMBER OF POSITIONS PER ROW
EXAMPLE: 8 POS: (N x 2.54) - 0.08 = 20.24 mm
 - 5 - RoHS COMPATIBLE PRODUCT SPECIFICATIONS
 - a - PLATING:
 - "LF" MEANS THE PRODUCT IS LEAD-FREE,
2µm MINIMUM MATTE TIN OVER 1.27µm
MINIMUM NICKEL UNDERPLATE.
 - b - MANUFACTURING PROCESS COMPATIBILITY
 - THE HOUSING WILL WITHSTAND EXPOSURE TO
260°C ±5°C SOLDER BATH TEMPERATURE FOR
5 SECONDS IN A WAVE SOLDER APPLICATION
WITH A 1.6mm MIN THICK CIRCUIT BOARD.
 - c - LABELING:
 - MEETS PACKAGING SPECS AS PER GS-14-920
 - d - LEGAL STATEMENT: SEE GS-22-008
- 6 - END STAND-OFFS FOR 2x2 UP TO 2x5 POS
NO END STAND-OFFS FOR 2x6 UP TO 2x50 POS

mat'l. code SEE NOTES 1 & 2		surface ISO 1302		tolerance ISO 406 ISO 1101		projection mm		product family DUBOX	
ltr	ecn no	dr	date	tolerances unless otherwise specified		mm		title	
S	F10342	DLE	01.06.12	angles	linear	±0.3		BtB RECEPT. VERT DR TMT	
U	F06-0137	DLE	06.02.27	±2°		scale 5:1		sheet 1 of 2	
V	F06-0204	DLE	06.06.20	dr	D LEGRAND	04.09.27	FCI		size
W	F11-0043	JCO	12.02.22	enr	P NIZZI	04.09.27	76342		A3
R	F10110	GCO	01.01.16	chr	D LEGRAND	04.09.27	type		Drawing
sheet index	revision sheet	W	B						
		1	2						

1

2

A

A

B

B

C

C

D

D

form: A4

1

2

Fcconnect.com

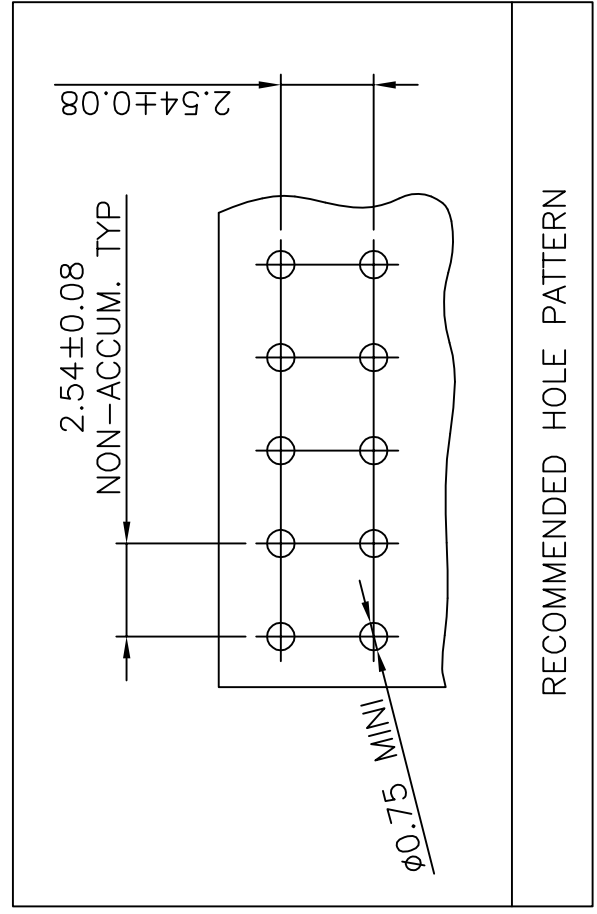


PDM: Rev:W

STATUS: Released

Printed: Mar 20, 2012

Copyright FCI



mat'l. code		SEE SHEET 1		surface		tolerance		projection		product family	
lfr		ecn no		ISO 1302		ISO 406 ISO 1101				DUBOX	
dr		date		tolerances unless otherwise specified		otherwise specified		mm		title	
A		E04-0347 DLE		angles		±0.3		scale 5:1		BtB RECEPT. VERT DR TMT	
B		F06-0204 DLE		±2'		linear		FCI		dwg no	
				dr		D LEGRAND				sheet 2 of 2	
				engr		P NIZZI				size	
				chr		D LE				A4	
				appd		P NZ				type	
sheet		revision								CUSTOMER	
index		sheet								Drawing	