

PCB terminal block - MKDS 1,5/ 2-5,08 HT BK - 1985904

Please be informed that the data shown in this PDF Document is generated from our Online Catalog. Please find the complete data in the user's documentation. Our General Terms of Use for Downloads are valid (<http://phoenixcontact.com/download>)



PCB terminal block, Nominal current: 17.5 A, Nom. voltage: 320 V, Pitch: 5.08 mm, Number of positions: 2, Connection method: Screw connection with tension sleeve, Mounting: THR soldering, Conductor/PCB connection direction: 0 °, Color: black, This article can be soldered in the reflow furnace together with SMD components.

Why buy this product

- ✓ Well-known connection principle allows worldwide use
- ✓ Low temperature rise, thanks to maximum contact force
- ✓ Allows connection of two conductors
- ✓ Designed for integration into the SMT soldering process
- ✓ The latching on the side enables various numbers of positions to be combined



Key Commercial Data

Packing unit	50 STK
Minimum order quantity	50 STK
GTIN	 4 017918 929305
GTIN	4017918929305
Weight per Piece (excluding packing)	3.530 g
Custom tariff number	85369010
Country of origin	Germany

Technical data

Dimensions

Length	9.8 mm
Pitch	5.08 mm
Dimension a	5.08 mm
Width	10.16 mm
Constructional height	13.8 mm
Height	17.3 mm
Solder pin [P]	3.5 mm

PCB terminal block - MKDS 1,5/ 2-5,08 HT BK - 1985904

Technical data

Dimensions

Pin dimensions	0,9 x 0,9 mm
Pin spacing	5.00 mm
Hole diameter	1.3 mm

General

Range of articles	MKDS 1,5/..-HT
Insulating material group	IIIa
Rated surge voltage (III/3)	4 kV
Rated surge voltage (III/2)	4 kV
Rated surge voltage (II/2)	4 kV
Rated voltage (III/3)	200 V
Rated voltage (III/2)	320 V
Rated voltage (II/2)	320 V
Connection in acc. with standard	EN-VDE
Nominal current I_N	17.5 A
Nominal cross section	1.5 mm ²
Maximum load current	24 A (with a 2.5 mm ² conductor cross section)
Insulating material	PA
Solder pin surface	Sn
Flammability rating according to UL 94	V0
Internal cylindrical gage	A1
Stripping length	7 mm
Number of positions	2
Screw thread	M3
Tightening torque, min	0.5 Nm
Tightening torque max	0.6 Nm

Connection data

Conductor cross section solid min.	0.14 mm ²
Conductor cross section solid max.	2.5 mm ²
Conductor cross section flexible min.	0.14 mm ²
Conductor cross section flexible max.	1.5 mm ²
Conductor cross section flexible, with ferrule without plastic sleeve min.	0.25 mm ²
Conductor cross section flexible, with ferrule without plastic sleeve max.	1.5 mm ²
Conductor cross section flexible, with ferrule with plastic sleeve min.	0.25 mm ²
Conductor cross section flexible, with ferrule with plastic sleeve max.	1.5 mm ²
Conductor cross section AWG min.	26
Conductor cross section AWG max.	14
2 conductors with same cross section, solid min.	0.14 mm ²
2 conductors with same cross section, solid max.	1 mm ²
2 conductors with same cross section, stranded min.	0.14 mm ²
2 conductors with same cross section, stranded max.	0.75 mm ²

PCB terminal block - MKDS 1,5/ 2-5,08 HT BK - 1985904

Technical data

Connection data

2 conductors with same cross section, stranded, ferrules without plastic sleeve, min.	0.25 mm ²
2 conductors with same cross section, stranded, ferrules without plastic sleeve, max.	0.5 mm ²
2 conductors with same cross section, stranded, TWIN ferrules with plastic sleeve, min.	0.5 mm ²
2 conductors with same cross section, stranded, TWIN ferrules with plastic sleeve, max.	1 mm ²

Standards and Regulations

Connection in acc. with standard	EN-VDE
	CUL
Flammability rating according to UL 94	V0

Environmental Product Compliance

China RoHS	Environmentally Friendly Use Period = 50
	For details about hazardous substances go to tab "Downloads", Category "Manufacturer's declaration"

Approvals


Approvals

Approvals

SEV / CCA / IECCEB CB Scheme / EAC / cULus Recognized / CCA / IECCEB CB Scheme

Ex Approvals


Approval details

SEV		https://www.electrosuisse.ch/en/meta/shop/product-certificates.html	IK-3542-M1
mm ² /AWG/kcmil	2.5		
Nominal current I _N	24 A		
Nominal voltage U _N	250 V		


CCA	IK-2722
-----	---------

PCB terminal block - MKDS 1,5/ 2-5,08 HT BK - 1985904


Approvals

IECEE CB Scheme		http://www.iecee.org/	CH-8225
-----------------	---	---	---------

EAC			B.01742
-----	---	--	---------

cULus Recognized		http://database.ul.com/cgi-bin/XYV/template/LISEXT/1FRAME/index.htm	E60425-19770427
	B	D	
mm ² /AWG/kcmil	30-14	30-14	
Nominal current IN	15 A	10 A	
Nominal voltage UN	300 V	300 V	

CCA		IK-2722
mm ² /AWG/kcmil	2.5	
Nominal current IN	24 A	
Nominal voltage UN	250 V	

IECEE CB Scheme		http://www.iecee.org/	CH-8225
mm ² /AWG/kcmil	2.5		
Nominal current IN	24 A		
Nominal voltage UN	250 V		