

Contact insert - HC-B 10-EBUQ-2,5 - 1605569

Please be informed that the data shown in this PDF Document is generated from our Online Catalog. Please find the complete data in the user's documentation. Our General Terms of Use for Downloads are valid (<http://download.phoenixcontact.com>)

HEAVYCON female insert, B10 series, 10-pos., QUICKON-connection




Product description

With the QUICKON connection method, the wires are connected with a simple levering action of the screwdriver. The wire does not need to be stripped before connection! This saves at least 60% connection time!



Key commercial data

Packing unit	10 pc
GTIN	 4 017918 940652
Weight per Piece (excluding packing)	70.87 g
Custom tariff number	85366990
Country of origin	Poland

Technical data

General

Note	For HEAVYCON ADVANCE and HEAVYCON housing of B10 type. Coding using the CP-HC (1686478) coding profile. HC-B6.../ HC-B10... for two coding profiles. HC-B16.../ HC-B24... for 4 coding profiles. Connectors may be operated only when there is no load/voltage.
Connection method	QUICKON connection
Pollution degree	3
Surge voltage category	III
Number of positions	10+PE
Insertion/withdrawal cycles	≥ 500
Type	B10
Conductor cross section	0.34 mm ² ... 2.5 mm ²
Connection cross section AWG	22 ... 14
Wire diameter including insulation	1 mm ... 3.5 mm
Frequency of connections between conductors of the same cross section	10

Contact insert - HC-B 10-EBUQ-2,5 - 1605569

Technical data

General

Assembly instructions	If the conductor is to be reconnected, it must be cut off above the last contact point.
Connection	For housings of type B10. Connectors may only be actuated when there is no load/voltage.

Ambient conditions

Ambient temperature (operation)	-40 °C ... 125 °C (including heating up of contacts)
Ambient temperature (assembly)	-25 °C ... 50 °C

Material data

Inflammability class according to UL 94	V0
Contact material	Copper alloy
Contact surface material	Ag
Contact carrier material	PA
Material wire insulation	PVC / PE

Electrical characteristics

Rated voltage (III/3)	400 V
Rated surge voltage	6 kV
Rated current	16 A

Classifications

eCl@ss

eCl@ss 4.0	27140816
eCl@ss 4.1	27140816
eCl@ss 5.0	27143424
eCl@ss 5.1	27143424
eCl@ss 6.0	27143424
eCl@ss 7.0	27440209
eCl@ss 8.0	27440209

ETIM

ETIM 2.0	EC000437
ETIM 3.0	EC000437
ETIM 4.0	EC000437
ETIM 5.0	EC000437

UNSPSC

UNSPSC 6.01	30211923
UNSPSC 7.0901	39121522
UNSPSC 11	39121522
UNSPSC 12.01	39121522

Contact insert - HC-B 10-EBUQ-2,5 - 1605569

Classifications

UNSPSC

UNSPSC 13.2	39121522
-------------	----------

Approvals

Approvals

Approvals

CSA / UL Recognized / cUL Recognized / cULus Recognized

Ex Approvals

Approvals submitted

Approval details


CSA	
mm ² /AWG/kcmil	16
Nominal current I _N	10 A
Nominal voltage U _N	600 V

UL Recognized	
mm ² /AWG/kcmil	16-14
Nominal current I _N	10 A
Nominal voltage U _N	600 V

cUL Recognized	
mm ² /AWG/kcmil	16-14
Nominal current I _N	10 A
Nominal voltage U _N	600 V

Contact insert - HC-B 10-EBUQ-2,5 - 1605569

Approvals

cULus Recognized 

Accessories

Accessories

Coding element

Coding profile - CP-HC - 1686478



Encoding profile, 4 encoding profiles per strip, 40 strips per unit pack, for insertion in encoding grooves

Coding element - HC-CST - 1676857



Coding peg for coding up to 16 connectors

Coding element - HC-CBU - 1676860



Coding socket for coding up to 16 connectors

Coding bolt - HC-CB - 1772722



Coding pin, prevents mismatching of up to six connectors with an identical number of positions

Mounting material

Contact insert - HC-B 10-EBUQ-2,5 - 1605569

Accessories

Screw - HC-B-PES - 1604997



PE screw, for contact inserts HC-B / HC-BB / HC-DD / HC-D40 / HC-D64

PE multiplier - HC-B-3PE - 1644326



PE multiplier, for three PE connections, for HC-B (besides HC-B..E..ZZ) / HC-BB / HC-DD / HC-D40 / HC-D64 contact inserts

Strain relief clamp - HC-B-ZG - 1685327



Strain relief clamps contact inserts of series: B-, BB-, D 40, D 64, DD and HV, straight cable exit

Strain relief clamp - HC-B-ZS - 1685330



Strain relief clamps contact inserts of series: B-, BB-, D 40, D 64, DD and HV, lateral cable exit

Plug assembly frame

Connector assembly frame - HC-SMR-B10 - 1687969




HEAVYCON connector assembly frame, for contact inserts of type B10

Drawings

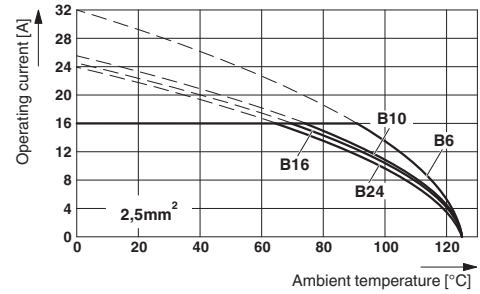
Contact insert - HC-B 10-EBUQ-2,5 - 1605569

Schematic diagram



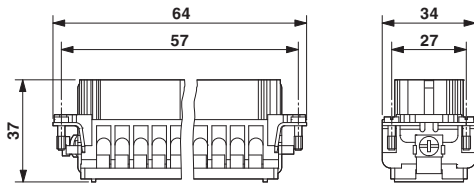
Connector pin assignment, connection side

Diagram



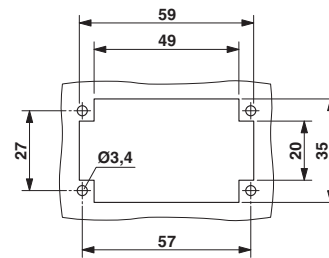
Derating diagram

Dimensioned drawing



Female insert

Dimensioned drawing



Panel cutout