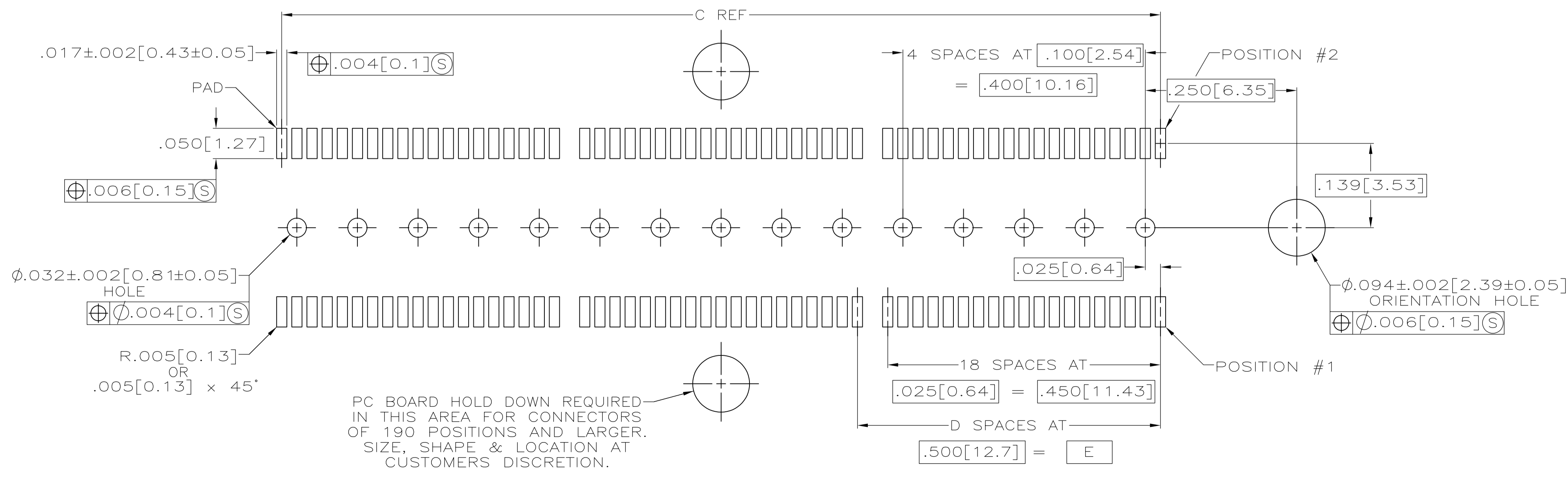
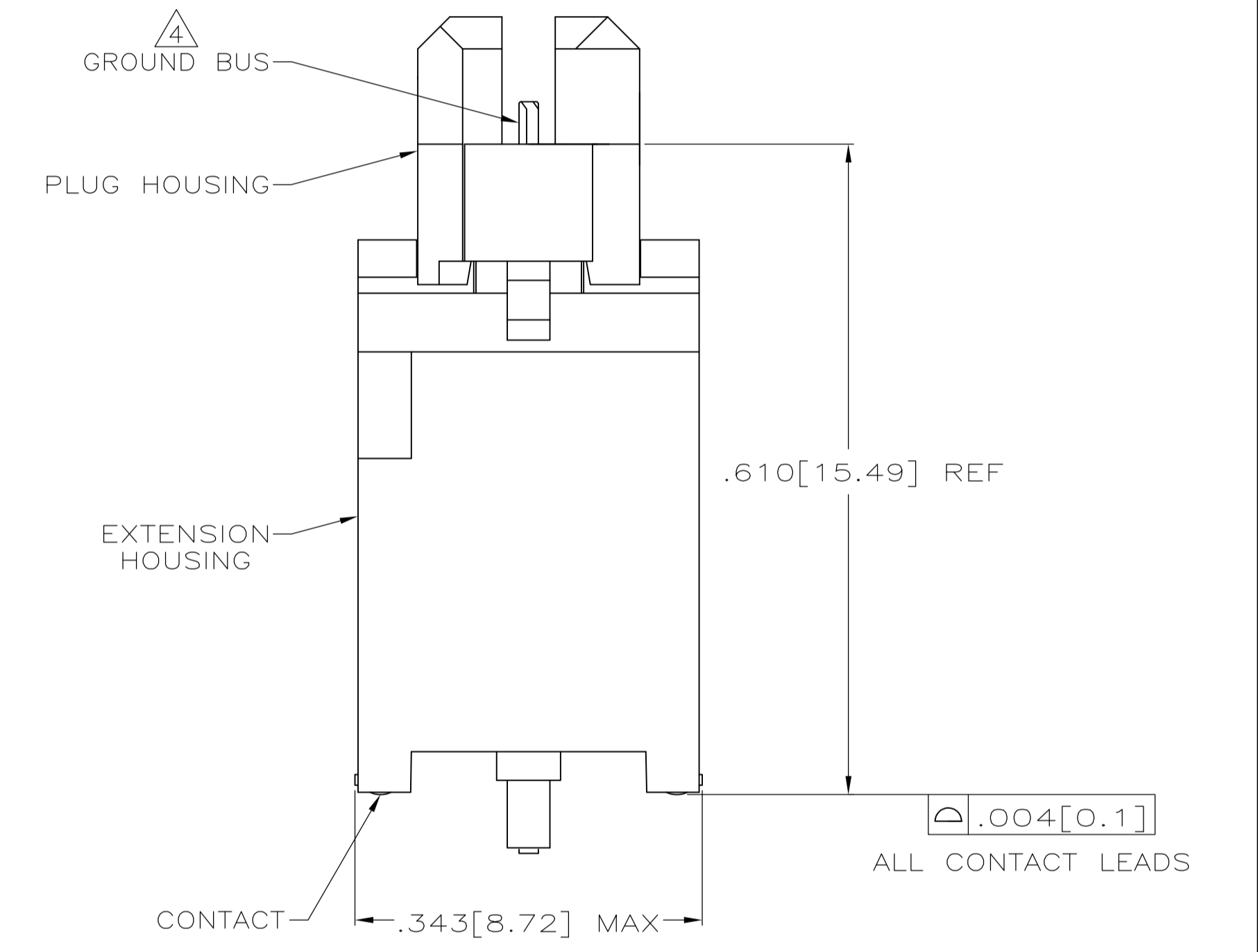
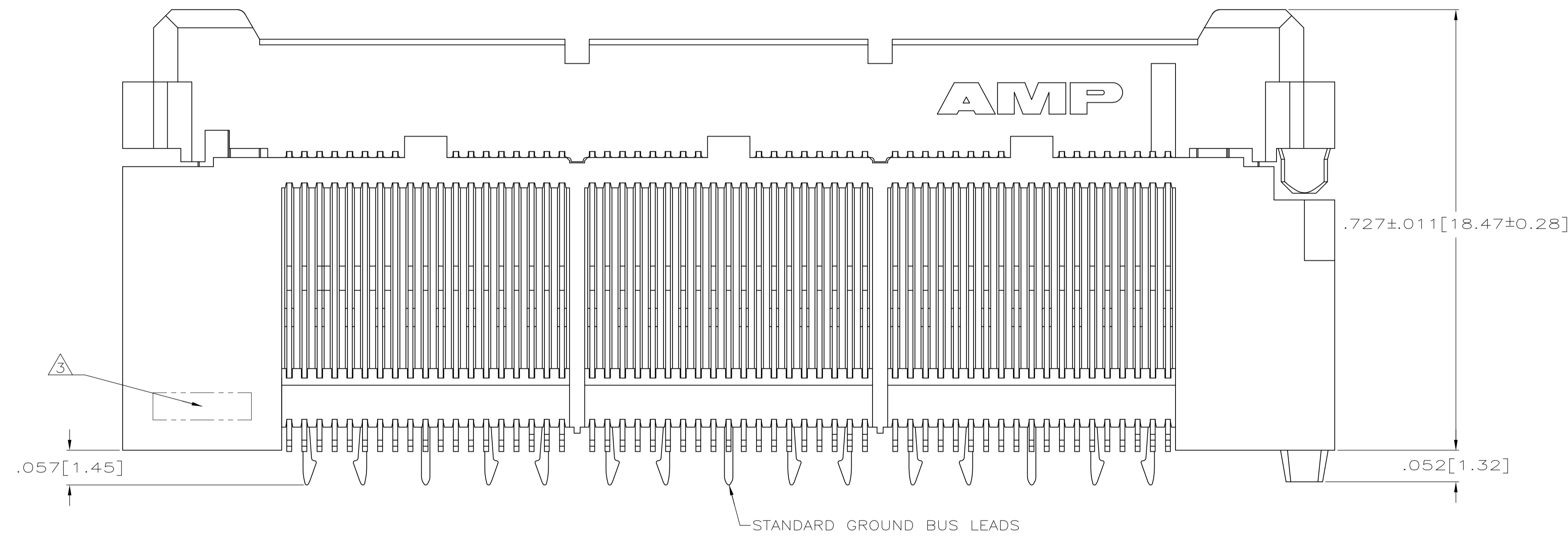


- 1 HOUSINGS: LIQUID CRYSTAL POLYMER, COLOR BLACK.
CONTACTS: HIGH RELIABILITY COPPER ALLOY.
GROUND BUSES: PHOSPHOR BRONZE ALLOY, UNS C51100.
- 2 CONTACTS & GROUND BUSES: NICKEL UNDERPLATE ALL OVER,
MATING SURFACE PLATED TO MEET LEVEL 1 PERFORMANCE
REQUIREMENTS OF TE PRODUCT SPECIFICATION 108-1422, SOLDER
TAILS PLATED MATTE TIN.
- 3 DATE CODE MARKED IN AREA INDICATED ON SAME SIDE AS
POSITION #1.
- 4 ONE GROUND BUS WITH 5 TAILS PER EACH MODULE.



PC BOARD HOLD DOWN REQUIRED IN THIS AREA FOR CONNECTORS OF 190 POSITIONS AND LARGER. SIZE, SHAPE & LOCATION AT CUSTOMERS DISCRETION.

RECOMMENDED PC BOARD LAYOUT (VIEWED FROM CONNECTOR SIDE)

3.000 [76.2]	6	3.450 [87.63]	3.898 [99]	4.000 [101.6]	266	5767042-7
2.500 [63.5]	5	2.950 [74.93]	3.398 [86.31]	3.500 [88.9]	228	5767042-6
2.000 [50.8]	4	2.450 [62.23]	2.898 [73.61]	3.000 [76.2]	190	5767042-5
1.500 [38.1]	3	1.950 [49.53]	2.398 [60.91]	2.500 [63.5]	152	5767042-4
1.000 [25.4]	2	1.450 [36.83]	1.898 [48.21]	2.000 [50.8]	114	5767042-3
.500 [12.7]	1	.950 [24.13]	1.398 [35.51]	1.500 [38.1]	76	5767042-2
.000 [0]	0	.450 [11.43]	.898 [22.81]	1.000 [25.4]	38	5767042-1
E	D	C	B	A	NO OF POS	PART NUMBER

THIS DRAWING IS A CONTROLLED DOCUMENT.

DIMENSIONS: INCHES

TOLERANCES UNLESS OTHERWISE SPECIFIED:

0 PLC	±	-
1 PLC	±	-
2 PLC	±	-
3 PLC	±	0.005(0.13)
4 PLC	±	-
ANGLES	±	-

MATERIAL: 1

FINISH: 2

APPROVED: G. ATTADIA, 25 OCT 04

CHK: D. DIXON, 25 OCT 04

NAME: Tyco Electronics Corporation, Harrisburg, PA 17105-3608

PRODUCT SPEC: 108-1422

APPLICATION SPEC: 114-11004

WEIGHT: -

SIZE: A1

SCALE: 8:1

SHEET: 1 of 1

REV: B