

THERMISTOR MOTOR PROTECTION FOR 2 SENSOR
CIRCUITS,
ALARM AND SWITCH-OFF, 1NO+1CO,
UC 24...240V, SCREW CONNECTION

General technical details:












type of voltage		AC/DC
Supply voltage frequency		
<ul style="list-style-type: none"> • 1 / for auxiliary and control current circuit <ul style="list-style-type: none"> • rated value • 2 / for auxiliary and control current circuit <ul style="list-style-type: none"> • rated value 	Hz	50
	Hz	60
Control supply voltage		
<ul style="list-style-type: none"> • 1 <ul style="list-style-type: none"> • at 50 Hz / for AC <ul style="list-style-type: none"> • initial rated value • final rated value • at 60 Hz / for AC <ul style="list-style-type: none"> • initial rated value • final rated value • for DC <ul style="list-style-type: none"> • initial rated value • final rated value 	V	24
	V	240
	V	24
	V	240
	V	24
	V	240
Number of measuring circuits		2
Number of NC contacts / for auxiliary contacts		0
Number of NO contacts / for auxiliary contacts		1
Number of changeover contacts / for auxiliary contacts		1
Measurable temperature		
<ul style="list-style-type: none"> • initial value • final value 	°C	60
	°C	180
Product function		
<ul style="list-style-type: none"> • reclosing interlock • self-reset • defect storage • reset external 		Yes
		Yes
		Yes
		Yes
Item designation / according to DIN EN 61346-2		K

Item designation / according to DIN 40719 extendable after IEC 204-2 / according to IEC 750		K
Ambient temperature / during operating	°C	-25 ... +60

Mechanical design:

Design of the electrical connection / for auxiliary and control current circuit		screw-type terminals
Design of the electrical connection / jumper socket		No
Type of display / LED		Yes
Protection class IP		IP20
Width	mm	22.5
Height	mm	102
Depth	mm	91

Certificates/approvals:

General Product Approval			EMC	For use in hazardous locations	
					
CCC	CSA	GOST	UL	C-TICK	ATEX
Test Certificates	Shipping Approval				
Special Test Certificate					
	DNV	GL	LRS	PRS	RMRS
other					
Declaration of Conformity	other	Environmental Confirmations			

Further information:

Information- and Downloadcenter (Catalogs, Brochures,...)

<http://www.siemens.com/industrial-controls/catalogs>

Industry Mall (Online ordering system)

<http://www.siemens.com/industrial-controls/mall>

CAX-Online-Generator

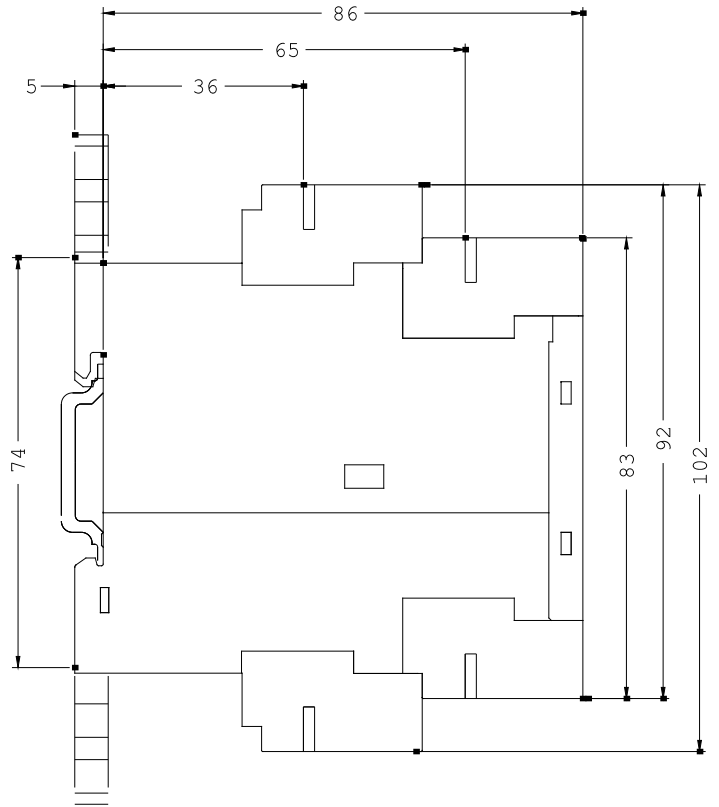
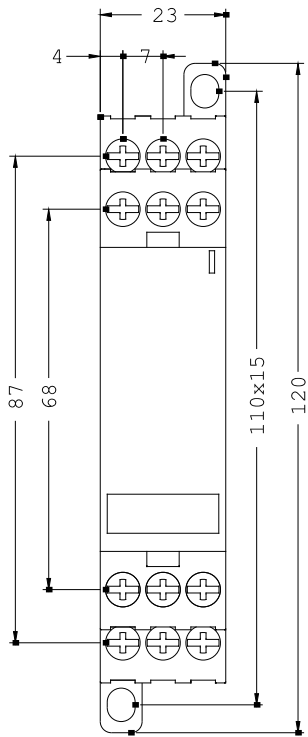
<http://www.siemens.com/cax>

Service&Support (Manuals, Certificates, Characteristics, FAQs,...)

<http://support.automation.siemens.com/WW/view/en/3RN1022-1DW00/all>

Image database (product images, 2D dimension drawings, 3D models, device circuit diagrams, ...)

http://www.automation.siemens.com/bilddb/cax_en.aspx?mlfb=3RN1022-1DW00



last change:

Jul 1, 2013