

Solutions for Electronic Specialty Markets (ESM)

- Product Catalog for Electronic Specialty Markets
 - 3M™ Electronic Specialty Markets - New Product Releases
 - 3M™ Abrasives
 - 3M™ Adhesives, Cleaners & Compounds
 - 3M™ Breadboards & Test Clips
 - 3M™ Cable & Assemblies
 - 3M™ Copper Interconnects
 - 3M™ Fiber Optics
 - 3M™ Fire Protection
 - 3M™ Heat Shrink
 - 3M™ Identification Systems
 - 3M™ Occupational Health & Safety Products
 - 3M™ Protective Bumpers
 - 3M™ Reclosable Fasteners
 - 3M™ Splicing, Terminating & Ducting
 - 3M™ Static Control
 - 3M™ Tapes
 - 3M™ Terminals, Kits & Tools
 - 3M™ Vacuums & Accessories
 - 3M™ Warehousing & Packaging Supplies
 - 3M™ Wire Connectors

[Product Catalog for Electronic Specialty Markets](#) > [3M™ Copper Interconnects](#) > [Wiremount Sockets](#) > [Polarized Wiremount Socket, .100" x .100", CHG Series](#) >

[Printer-friendly format](#) **3M™ .100 in. Wiremount Socket, 2-Row, Polarized Body, 20 Contacts,CHG-2020-J01010-KEP**

.100" x .100" Two Row for .100" Pitch Notched or Discrete Wire Cable, Polarization option with centerbump (standard), Wire size options 22 AWG stranded and 24 AWG solid or stranded, Plating wipe area: Gold.


GTIN(UPC/EAN) : 0 00 54007 66361 4
3M Id : 80-6104-2048-3

Additional Information

Learn More . . .

[Packaging Data](#)
[3M™ .100 in. Polar.WM Skt,.100"x.100",2-Row,CHG Series,TS0192 - Data Sheet \(PDF 977.4 K\)](#)

Please Note:
Adobe® Acrobat® Reader is required to view PDF documents.



Characteristics

China RoHS - Below MCV	Yes
Conductor Accommodation	22 AWG Stranded & 24 AWG Solid & Stranded
Contact Material	Copper Alloy
Contact Termination Area Plating	None
Contact Underplating	100 μ" [2.54 μm] Nickel
Contact Wiping Area Plating	30 μ" [0.76 μm] Gold
Current Rating	2 Ampere
EPC Can View	Public
EU RoHS Compliant	Yes
Insulation Color	Gray
Insulation Flammability Rating	UL 94V-0
Insulation Material	Glass Filled Polyester (PBT)
Insulation Resistance	>1 X 10 ⁹ Ohms @ 500 Vdc
Interface Grid	.100" x .100"
Interface Style	Rectangular Socket
Markings	3M Logo, Part Identification Number and Orientation Triangle

Non-Operating Temperature	-55 to 105 Degree Celsius
Number of Contact Rows	2
Number of Contacts	20
Pitch	0.100 Inch
Polarization	DIN 41612 & Centerbump
Primary Trademark Name	3M
Separable	Yes
Termination Method	Insulation Displacement
Termination Style	Multiple Wires
Withstanding Voltage	1000 Vrms at Sea Level

3M™ Polarized Wiremount Socket

.100" × .100" 2 row for .100" Pitch Notched Flat Cable or Discrete Wire

CHG Series



- Military/DIN 41612 compatibility
- Two row, polarized body
- Mates to 3M long latch/eject headers and plugs
- 12 standard sizes, 10-64 positions
- Twin slot IDC provides four points of contact
- Exclusive L/H 4-wipe contact
- 3435-0 keying plug is optional - order separately
- Accepts discrete wire or notched ribbon cable
- See Regulatory Information Appendix (RIA) for chemical compliance information

Date Modified: July 19, 2007

TS-0192-B
Sheet 1 of 2

Physical

Insulation

Material: Glass Filled Polyester (PBT)

Flammability: UL 94V-0

Color: Gray

Contact

Material: Copper Alloy

Plating:

Option P

First Wipe Area: 30 μ" [0.76 μm] Gold

Second Wipe Area,

Underplating and U-Slot: 100 μ" [2.54 μm] Nickel

Wire Accommodation: See Ordering Information for Options

Marking: 3M Logo and Orientation Triangle

Electrical

Current Rating: 22-24 AWG: 2 A; 26-28 AWG: 1.5 A

Insulation Resistance: $> 1 \times 10^9 \Omega$ at 500 V_{DC}

Withstanding Voltage: 1000 V_{RMS} at Sea Level

Environmental

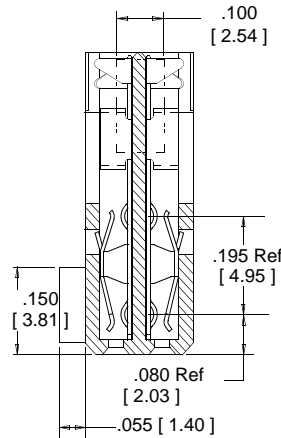
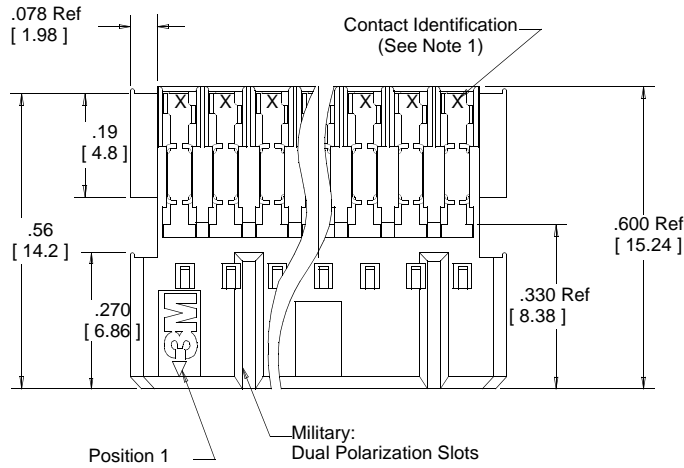
Temperature Rating: -55°C to +105°C

UL File No.: E68080

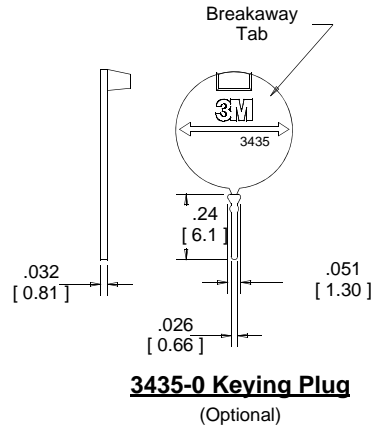
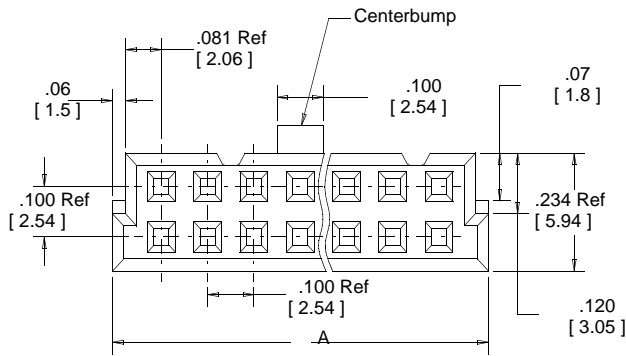
3M™ Polarized Wiremount Socket

.100" × .100" 2 row for .100" Pitch Notched Flat Cable or Discrete Wire

CHG Series



Contact Quantity	Dimension A ± .006 [± 0.15]
10	0.680 [17.27]
14	0.880 [22.35]
16	0.980 [24.89]
20	1.180 [29.97]
24	1.380 [35.05]
26	1.480 [37.59]
30	1.680 [42.68]
34	1.880 [47.75]
40	2.180 [55.37]
50	2.680 [68.07]
60	3.180 [80.77]
64	3.380 [85.85]



Notes:

- Contact Wire size Identification:
"6" - 26 and 28 AWG
"2" - 22 and 24 AWG
- Insulation O.D. = .054 [1.37] Max
- Recommended to be mated to a .100" x .100" Pin Strip Header with either a .235" [5.97] or a .318" [8.08] mating pin length: 929 Series, 2400 Series and 2300 Series.
- Other sizes, polarizations and plating options are available as a special order. Higher minimum quantities and lead times will apply.

Inch [mm]			
Tolerance Unless Noted			
	.0	.00	.000
inch	±.1	±.01	±.005

[] Dimensions for Reference Only



Ordering Information

CHG-20XX-X01010-KXX

Contact Quantity:
See Table

Polarization Options:
J = with Centerbump (Standard)
S = without Centerbump (Special Order)

Wire Size Options:
C = 26 and 28 AWG Solid and Stranded
E = 22 AWG Stranded and 24 AWG Solid or Stranded

*Plating Options:
P = Gold (RIA E1 and C1 apply)

Application Tools: For discrete wire: 3586-12 Pistol Grip and 3624-42 Assembly.
For notched flat cable: 3335 Press (or equivalent), 3739-CHGA locator plate.

TS-0192-B
Sheet 2 of 2