

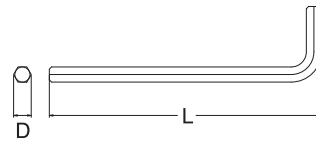


HEX KEYS (METRIC)



PART NO.	SIZE MM	L MM	D MM			G.W. (kg)
81304	1.5	78	1.5	100	1600	2.0
81305	2	85	2	100	1280	3.2
81306	2.5	92	2.5	100	1280	5.7
81307	3	101	3	100	640	4.2
81308	4	110	4	100	320	4.4
81310	5	123	5	80	1890	45.9
81312	6	142	6	40	1470	59.3
81314	8	163	8	25	120	46.2
81316	10	180	10	20	120	41.6

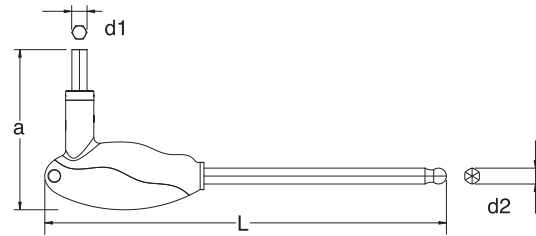


DIN 911





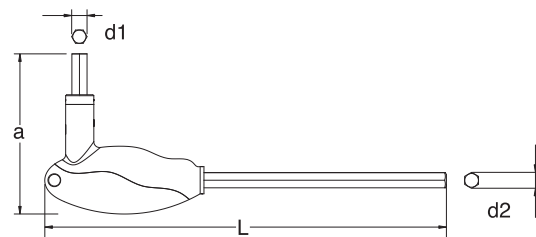
T-HANDLE BALL POINT (METRIC)

PART NO.	SIZE MM	L MM	a MM	d1 MM	d2 MM			G.W. (kg)
83105	2	135	93.5	2	2	20	300	10.2
83106	2.5	142	94.5	2.5	2.5	20	300	10.9
83107	3	154	94	3	3	20	300	11.3
83108	4	165	111	4	4	20	160	10.3
83110	5	177	112	5	5	20	160	12.7
83112	6	187	131	6	6	10	160	16.4
83113	7	192	131	7	7	10	160	19.8
83114	8	198	131.5	8	8	10	60	11.3
83116	10	209	131.5	10	10	10	60	11.4





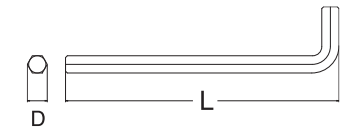
T-HANDLE (METRIC)

PART NO.	SIZE MM	L MM	a MM	d1 MM	d2 MM			G.W. (kg)
83305	2	134	93.5	2	2	20	300	10.2
83306	2.5	142	94.5	2.5	2.5	20	300	10.9
83307	3	154	94	3	3	20	300	10.7
83308	4	165	111	4	4	20	160	10.3
83310	5	177	112	5	5	20	160	12.5
83312	6	187	131	6	6	10	160	16.4
83313	7	192	131	7	7	10	160	19.2
83314	8	198	131.5	8	8	10	80	11.4
83316	10	209	131.5	10	10	10	60	11.5





HEX KEYS (METRIC)

PART NO.	SIZE MM	L MM	D MM			G.W. (kg)
84318	12	219	12	10	100	19.3
84320	14	244	14	10	100	41.8
84323	17	267	17	5	24	13.5
84325	19	298	19	5	20	18.6
84328	22	422	22	5	10	14.8



LONG TAMPER - PROOF TORX WRENCH

PART NO.	SIZE	Ø	L MM			G.W. (kg)
84501	T6	16	70	100	1600	4.7
84502	T7	16	74	100	1600	6.4
84503	T8	16	78	100	600	9.1
84504	T9	16	82	100	600	12.4
84505	T10	17	86	100	600	16.4
84506	T15	18	90	80	600	15.8
84507	T20	19	95	80	750	20.1
84508	T25	20	100	50	600	21.3
84509	T27	22	105	50	300	45.6
84510	T30	24	114	50	240	64.6
84511	T40	26	124	40	150	59.8
84512	T45	29	133	20	120	92.7
84513	T50	32	152	15	120	92.7

