



EI AC/DC current control EIT Part number 84871044



- Current transformer fitted by passing a cable through the front
- AC current threshold adjustable from 1 to 20 A AC (30 Hz to 400 Hz) via button on front
- Relay output 5 A - 250 V AC - 1 N/O contact
- Multivoltage power supply : 100 to 230 V AC 50-60 Hz
24 V AC / DC
- 17.5 mm casing clips on symmetrical DIN rail

Part numbers

Type	Measurement range	Supply voltage
84 871 044 EIT	-	230 V AC

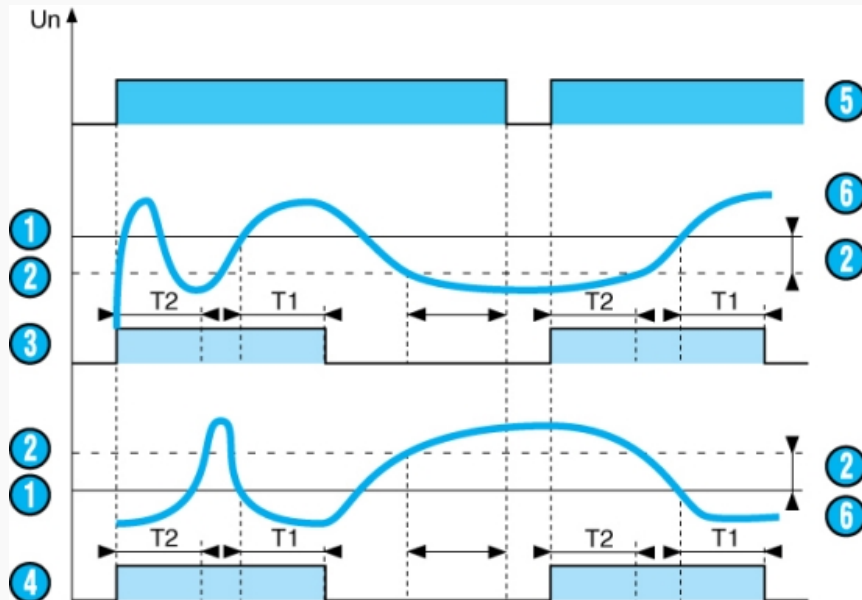
Specifications

Inputs	E1-M
Sensitivity	10 → 100 A
Input resistance	20 Ω

Accessories

Accessories	Code
Current transformers for EIT 100 A / 50 mA	26 852 304

Principles



Operating principle

AC/DC control without memory

When the value of the controlled current, either AC or DC, reaches the threshold displayed on the front face, the output relay changes state at the end of time delay T1. It returns instantly to the initial state when the current drops below the hysteresis threshold, or when the power supply is disconnected.

AC/DC control with memory

The output relay changes state at the end of time delay T1 and remains latched in this position. To reset the memory function the auxiliary supply must be disconnected.

Over-current function (UPPER)

The time delay on energisation T2 prevents current peaks due to motor starting.

The delay on upward crossing of threshold T1 provides immunity to transients and other interference, thereby preventing spurious triggering of the output relay.

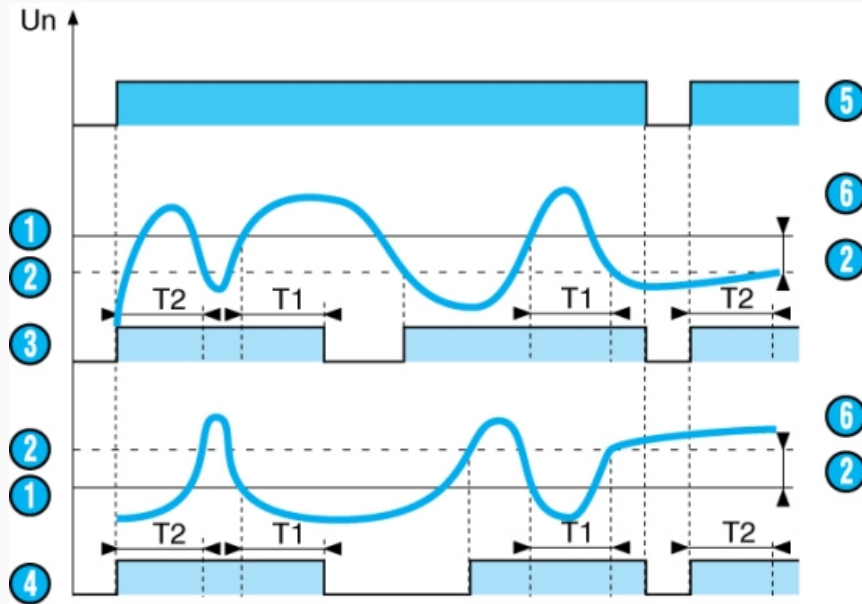
Under-current function (UNDER)

The time delay on energisation T2 prevents the occurrence of current troughs. The delay on downward crossing of threshold T1 provides immunity to random dips, thereby preventing spurious triggering of the output relay.

Note : In underload function, the absolute value of the hysteresis cannot be greater than the measurement range maximum.

N°	Legend
①	Threshold
②	Hysteresis
③	UPPER function
④	UNDER function
⑤	Unit power-up
⑥	Controlled current

Principles



Operating principle

AC/DC control without memory

When the value of the controlled current, either AC or DC, reaches the threshold displayed on the front face, the output relay changes state at the end of time delay T1. It returns instantly to the initial state when the current drops below the hysteresis threshold, or when the power supply is disconnected.

AC/DC control with memory

The output relay changes state at the end of time delay T1 and remains latched in this position. To reset the memory function the auxiliary supply must be disconnected.

Over-current function (UPPER)

The time delay on energisation T2 prevents current peaks due to motor starting.

The delay on upward crossing of threshold T1 provides immunity to transients and other interference, thereby preventing spurious triggering of the output relay.

Under-current function (UNDER)

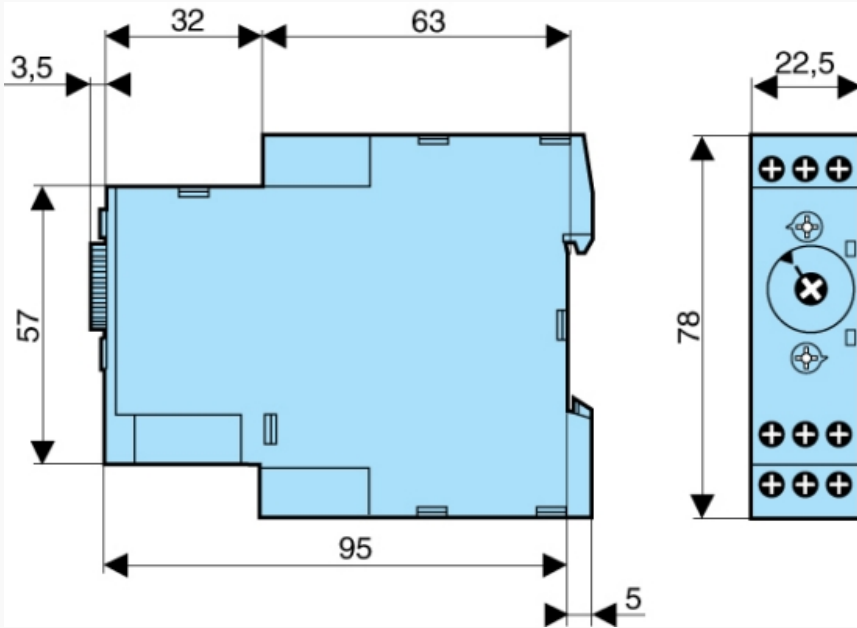
The time delay on energisation T2 prevents the occurrence of current troughs. The delay on downward crossing of threshold T1 provides immunity to random dips, thereby preventing spurious triggering of the output relay.

Note : In underload function, the absolute value of the hysteresis cannot be greater than the measurement range maximum.

N°	Legend
①	Threshold
②	Hysteresis
③	UPPER function
④	UNDER function
⑤	Unit power-up
⑥	Controlled current

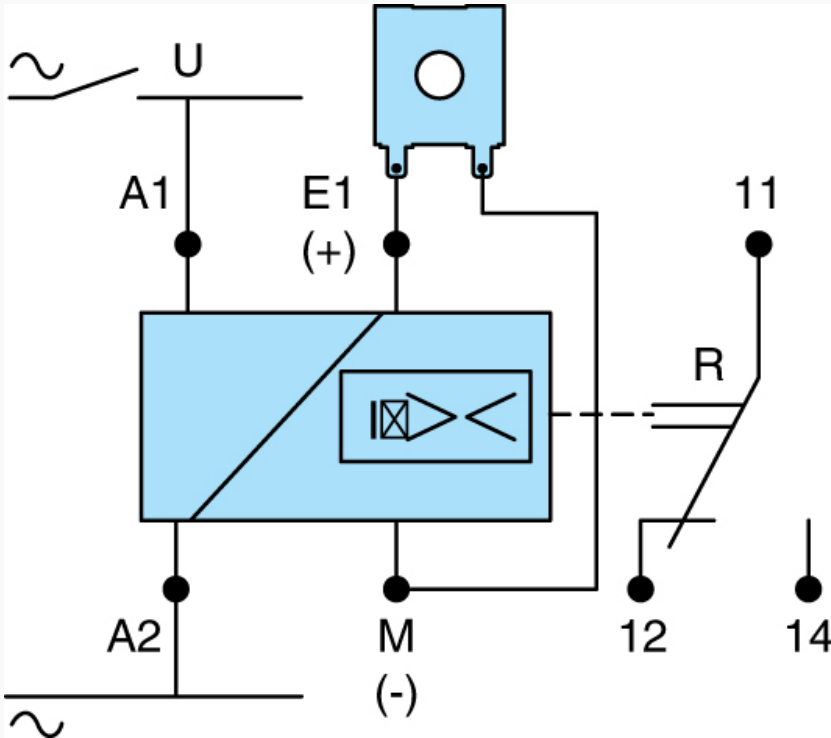
Dimensions (mm)

EIL / EIH / EIT



Connections

EIT



Legend

A1 - A2 : Supply voltage