

665 RS series



features



- Ø8.5mm mounting
- Hard black anodised aluminium housing
- Short body length is ideal for portable equipment
- Unique hexagonal bezel to aid mounting to panel
- Unique PTFE mounting/ panel seal
- Sealed to IP68 (10psi) to BS5420
- Ideal for marine and high vibration applications
- Pack Quantity = 10 Pieces

specifications

Typical characteristics (Ta = 25°C)

RS Part Number	Marl Part Number	Colour	Voltage Vac/dc	Current DC (mA)	Luminous Intensity (mcd)	Wave Length (nm)	Operating Temp. (°C)	Storage Temp. (°C)	De-rating Graphs
6667334	665-501-04-50	Red	1.85 Vdc	20	600	630	-40 - +80	-40 - +100	D
6667337	665-521-04-50	Yellow	2.25 Vdc	20	600	585	-40 - +80	-40 - +100	D
6667331	665-532-04-50	Green	3.2 Vdc	20	800	515	-40 - +80	-40 - +100	F
6667340	665-930-04-50	Blue	3.2 Vdc	20	230	465	-30 - +85	-40 - +100	U
6667343	665-997-04-50	White	3.2 Vdc	20	1100	* See below	-30 - +85	-40 - +100	I

997F-C	*Typical emission colour White			
x	0.31	-	-	-
y	0.32	-	-	-

^ = Voltage for 20mA product is Vf at 20mA, not Vopr

- Products must be de-rated according to the de-rating information. Each de-rating graph refers to specific LEDs. Please refer to graphs on page 3.

- Luminous intensity is measured at 20mA on a discrete LED unless otherwise stated.

- Intensities (Iv) and colour shades of white (x, y co-ordinates) may vary between LEDs within a batch

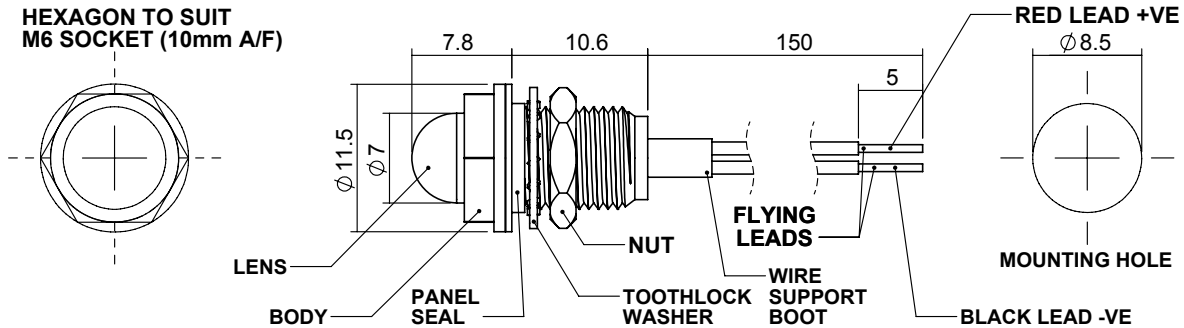
© marl international limited technical documentation has been designed by marl international limited for the intention of providing information, which must not be copied or released to a third party without prior written consent from marl international limited. the information provided does not constitute part of any order or contract and should not be regarded as a representation relating to either products or service. no responsibility can be assumed for inaccuracies or printing errors. marl international limited reserve the right to alter without notice the specification or any conditions of supply for product or service.



665 RS series



technical data



Dimensions in mm (typical)
Not to scale

Anode termination denoted by red indicator
Mounting hole to be clean and burr free

housing material

Body	Hard, black anodised Aluminium. Anodised to Defence Standard 03/26 50 microns
Nut	Bright Nickel Plated Brass
Panel Seal	PTFE
Fresnel Lens	Polycarbonate
Encapsulation	PC5430 Resin
Lock Washer	Spring Steel
Termination Tags	Defence Standard 61/12, Part 18 chemical & flame retardent
Header	-

technical characteristics

Series	Max. Power Dissipation	Max. Reverse Voltage	Panel Cutout	Nut Mounting Torque	Min. Mounting Centres	Max. Panel Thickness
665	75	3*	8.5	1.0	14.5	1.5 - 5.0
units	mW	Vdc	mm	Nm	mm	mm

* = Current Version

^ = Voltage Version

© marl international limited technical documentation has been designed by marl international limited for the intention of providing information, which must not be copied or released to a third party without prior written consent from marl international limited. the information provided does not constitute part of any order or contract and should not be regarded as a representation relating to either products or service. no responsibility can be assumed for inaccuracies or printing errors. marl international limited reserve the right to alter without notice the specification or any conditions of supply for product or service.

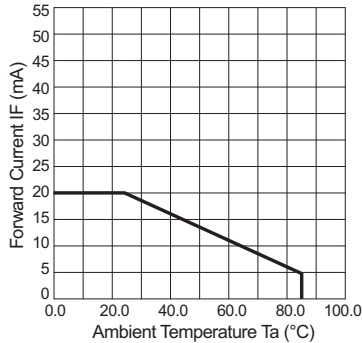


665 RS series

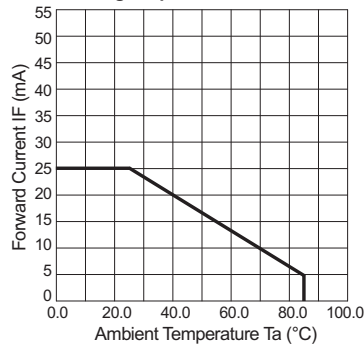


de-rating information

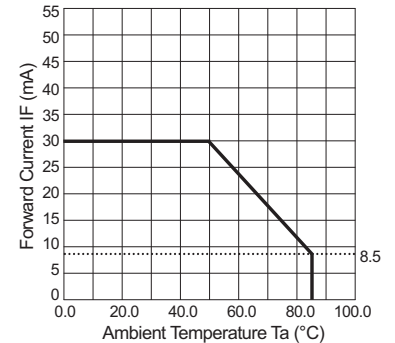
Derating Graph D



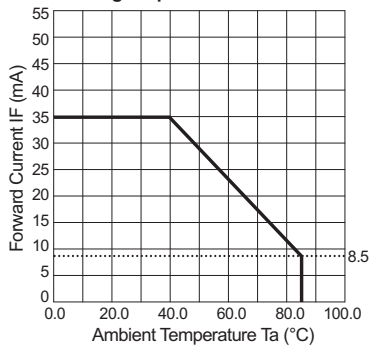
Derating Graph F



Derating Graph I



Derating Graph U



also available

Part numbers also available in the 665 series:

Part Number	Colour	Voltage Vopr
665-503-04	Red	20 mA dc
665-512-04	Green	20 mA dc

The products listed here illustrate all of the options available to order. These products may have custom modifications that alter their operation beyond the generic information contained within this datasheet. Please contact sales for further information.

* = These products do not contain integral resistors

© marl international limited technical documentation has been designed by marl international limited for the intention of providing information, which must not be copied or released to a third party without prior written consent from marl international limited. the information provided does not constitute part of any order or contract and should not be regarded as a representation relating to either products or service. no responsibility can be assumed for inaccuracies or printing errors. marl international limited reserve the right to alter without notice the specification or any conditions of supply for product or service.



665 RS series



design considerations

Electro-Static Discharge (ESD)

Build up of electro-static discharge occurs in many situations involving people moving and handling products. The range of possible situations is very diverse but voltage levels as high as several thousand volts can and do arise in many individual situations. When an operator charged up to these levels handles a static sensitive device, there is a very probable likelihood that the device will be irreversibly damaged. It is essential that precautions are taken at all stages during manufacture and assembly of these products. Although LEDs were never considered to be static sensitive devices, changes in manufacturing technology and materials used to produce higher intensity products over a large range of the wavelength spectrum have changed this. Marl has an approved system of ESD control from goods in, through production and into final packing and despatch. Marl recommend all users of LED based products follow the guidelines of BS 100015.

Power De-Rating

The forward voltage/ current value of an LED is dependant upon the ambient temperature of the environment in which it is operated. Therefore, care must be taken to operate the LED at the correct voltage/ current values, depending upon the ambient temperature. Consequently, a recommendation regarding operating voltages and currents is given in order to address these temperature effects. This recommendation is termed 'de-rating'. It is usual for forward voltages and currents to be specified for ambient temperature of 25°C. However, because the values of these qualities vary with temperature, please refer to the de-rating graphs for correct operation. Marl accept no liability for any product that is operated higher than the stated voltage.

© marl international limited technical documentation has been designed by marl international limited for the intention of providing information, which must not be copied or released to a third party without prior written consent from marl international limited. the information provided does not constitute part of any order or contract and should not be regarded as a representation relating to either products or service. no responsibility can be assumed for inaccuracies or printing errors. marl international limited reserve the right to alter without notice the specification or any conditions of supply for product or service.

