

OUTPUT COUPLING DEVICE RELAY COUPLER, SCREW-TYPE  
TERMINALS 1 CHANGEOVER CONTACT, AC/DC 24V



Figure similar

General technical data:

Type of voltage	AC/DC
Supply voltage frequency for auxiliary and control current circuit Rated value	50 ... 60 Hz
Control supply voltage	
• at AC	
— at 50 Hz Rated value	
— minimum	24 V
— maximum	24 V
— at 60 Hz Rated value	
— minimum	24 V
— maximum	24 V
• at DC Rated value	
— minimum	24 V
— maximum	24 V
Number of NC contacts for auxiliary contacts	0
Number of NO contacts for auxiliary contacts	0
Number of CO contacts for auxiliary contacts	1
Operating current of the auxiliary contacts	

- at DC-13
  - at 24 V 1 A
  - at 110 V 0.2 A
  - at 230 V 0.1 A
- at AC-15
  - at 24 V 3 A
  - at 110 V 3 A
  - at 230 V 3 A

Switching behavior	monostable
Equipment marking acc. to DIN 40719 extended according to IEC 204-2 acc. to IEC 750	K
Equipment marking acc. to DIN EN 61346-2	K





#### Mechanical data:

Type of electrical connection	screw-type terminals
Type of electrical connection Plug-in socket	No
Design of the switching function positively driven	No
Product component Plug-in socket	No
Width	17.5 mm
Height	60 mm
Depth	62 mm

#### Ambient conditions:

Protection class IP	IP20
Ambient temperature during operation	-25 ... +60 °C

#### Certificates/ approvals:

General Product Approval	Declaration of Conformity	Test Certificates	other
 CCC	 EAC	 UL	 EG-Konf.
		<a href="#">spezielle Prüfbescheinigungen</a> <u>n</u>	<a href="#">sonstig</a>

#### other

[Bestätigungen](#)

#### Further information

Information- and Downloadcenter (Catalogs, Brochures,...)

<http://www.siemens.com/industrial-controls/catalogs>

Industry Mall (Online ordering system)

<http://www.siemens.com/industrymall>

**Cax online generator**

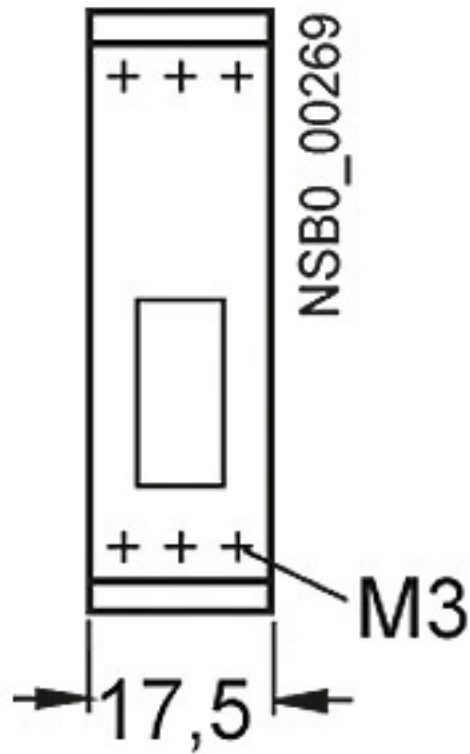
<http://support.automation.siemens.com/WW/CAXorder/default.aspx?lang=en&mlfb=3TX70021BB00>

**Service&Support (Manuals, Certificates, Characteristics, FAQs,...)**

<https://support.industry.siemens.com/cs/ww/en/ps/3TX70021BB00>

**Image database (product images, 2D dimension drawings, 3D models, device circuit diagrams, EPLAN macros, ...)**

[http://www.automation.siemens.com/bilddb/cax\\_de.aspx?mlfb=3TX70021BB00&lang=en](http://www.automation.siemens.com/bilddb/cax_de.aspx?mlfb=3TX70021BB00&lang=en)



last modified:

17.07.2015