

# Contact insert - HC-B 10-ESTQ-2,5 - 1605624

Please be informed that the data shown in this PDF Document is generated from our Online Catalog. Please find the complete data in the user's documentation. Our General Terms of Use for Downloads are valid (<http://download.phoenixcontact.com>)

HEAVYCON male insert, B10 series, 10-pos., QUICKON connection



## Key commercial data

Packing unit	10 pc
GTIN	 4 017918 940713
Weight per Piece (excluding packing)	69.63 g
Custom tariff number	85366990
Country of origin	Poland

## Technical data

### General

Note	For HEAVYCON ADVANCE and HEAVYCON housing of B10 type. Coding using the CP-HC (1686478) coding profile. HC-B6.../ HC-B10... for two coding profiles. HC-B16.../ HC-B24... for 4 coding profiles. Connectors may be operated only when there is no load/voltage.
Connection method	QUICKON connection
Pollution degree	3
Surge voltage category	III
Number of positions	10+PE
Insertion/withdrawal cycles	≥ 500
Type	B10
Conductor cross section	0.34 mm <sup>2</sup> ... 2.5 mm <sup>2</sup>
Connection cross section AWG	22 ... 14
Wire diameter including insulation	1 mm ... 3.5 mm
Frequency of connections between conductors of the same cross section	10
Assembly instructions	If the conductor is to be reconnected, it must be cut off above the last contact point.
Connection	For housings of type B10. Connectors may only be actuated when there is no load/voltage.

# Contact insert - HC-B 10-ESTQ-2,5 - 1605624

## Technical data

### Ambient conditions

Ambient temperature (operation)	-40 °C ... 125 °C (including heating up of contacts)
Ambient temperature (assembly)	-25 °C ... 50 °C

### Material data

Inflammability class according to UL 94	V0
Contact material	Copper alloy
Contact surface material	Ag
Contact carrier material	PA
Material wire insulation	PVC / PE

### Electrical characteristics

Rated voltage (III/3)	400 V
Rated surge voltage	6 kV
Rated current	16 A

## Classifications

### eCl@ss

eCl@ss 4.0	27140816
eCl@ss 4.1	27140816
eCl@ss 5.0	27143424
eCl@ss 5.1	27143424
eCl@ss 6.0	27143424
eCl@ss 7.0	27440209
eCl@ss 8.0	27440209

### ETIM

ETIM 2.0	EC000437
ETIM 3.0	EC000437
ETIM 4.0	EC000437
ETIM 5.0	EC000437

### UNSPSC

UNSPSC 6.01	30211923
UNSPSC 7.0901	39121522
UNSPSC 11	39121522
UNSPSC 12.01	39121522
UNSPSC 13.2	39121522

## Approvals

### Approvals

# Contact insert - HC-B 10-ESTQ-2,5 - 1605624

## Approvals

Approvals

CSA / UL Recognized / cUL Recognized / cULus Recognized

Ex Approvals

Approvals submitted

## Approval details

CSA	
mm <sup>2</sup> /AWG/kcmil	16
Nominal current IN	10 A
Nominal voltage UN	600 V

UL Recognized	
mm <sup>2</sup> /AWG/kcmil	16-14
Nominal current IN	10 A
Nominal voltage UN	600 V

cUL Recognized	
mm <sup>2</sup> /AWG/kcmil	16-14
Nominal current IN	10 A
Nominal voltage UN	600 V

cULus Recognized	
------------------	--

## Accessories

Accessories

## Contact insert - HC-B 10-ESTQ-2,5 - 1605624

### Accessories

#### Adapter plate

Adapter plate - HC-B 24-ADP-B 10-GY - 1660436



HEAVYCON adapter plate, type B24 on B10, for panel cutouts of type B24, gray

---

#### Coding element

Coding profile - CP-HC - 1686478



Encoding profile, 4 encoding profiles per strip, 40 strips per unit pack, for insertion in encoding grooves

---

Coding element - HC-CST - 1676857



Coding peg for coding up to 16 connectors

---

Coding element - HC-CBU - 1676860



Coding socket for coding up to 16 connectors

---

Coding bolt - HC-CB - 1772722



Coding pin, prevents mismatching of up to six connectors with an identical number of positions

---

#### Docking frame

## Contact insert - HC-B 10-ESTQ-2,5 - 1605624

### Accessories

Docking frames - HC-B 16-ANDOCK - 1586138



Docking frame for racks, for contact inserts of B16 type, with four M5 flat headed screws, rack balance x/y axis +/- 1.5 mm

---

### Mounting material

Screw - HC-B-PES - 1604997



PE screw, for contact inserts HC-B / HC-BB / HC-DD / HC-D40 / HC-D64

---

PE multiplier - HC-B-3PE - 1644326



PE multiplier, for three PE connections, for HC-B (besides HC-B..E..ZZ) / HC-BB / HC-DD / HC-D40 / HC-D64 contact inserts

---

Strain relief clamp - HC-B-ZG - 1685327



Strain relief clamps contact inserts of series: B-, BB-, D 40, D 64, DD and HV, straight cable exit

---

Strain relief clamp - HC-B-ZS - 1685330



Strain relief clamps contact inserts of series: B-, BB-, D 40, D 64, DD and HV, lateral cable exit

---

Plug assembly frame

# Contact insert - HC-B 10-ESTQ-2,5 - 1605624

## Accessories

Connector assembly frame - HC-SMR-B10 - 1687969



HEAVYCON connector assembly frame, for contact inserts of type B10

## Plug mounting plate


Connector assembly frame - HC-SMP 125-B10-AMQ - 1660960



HEAVYCON connector assembly frame with panel mounting base with double locking latch, for contact inserts of type B10

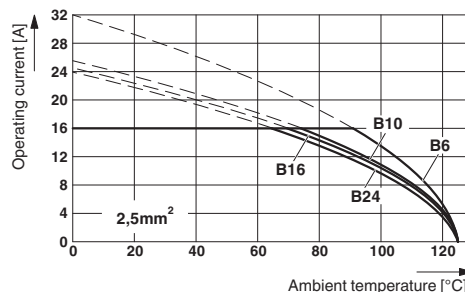
## Drawings

Schematic diagram



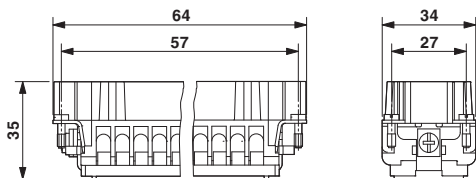
Connector pin assignment, connection side

Diagram



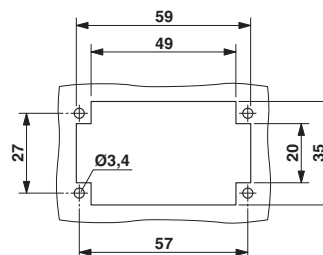
The illustration shows the derating diagram of various series B contact inserts (B6 to B24), conductor cross section 2.5 mm<sup>2</sup>

Dimensioned drawing



Male insert

Dimensioned drawing



Panel cutout

