

OVERLOAD RELAY 7.0...10 A FOR MOTOR PROTECTION SZ S0,
CLASS 10, F. MOUNTING ONTO CONTACTOR MAIN CIRCUIT:
SCREW TERMINAL AUX. CIRCUIT: SCREW TERMINAL MANUAL-
AUTOMATIC-RESET



product brand name	SIRIUS
Product designation	3RU2 thermal overload relay
General technical data:	
Size of overload relay	S0
Size of contactor can be combined company-specific	S0
Power loss [W] total typical	6.1 W
Insulation voltage with degree of pollution 3 rated value	690 V
Surge voltage resistance rated value	6 kV
maximum permissible voltage for safe isolation	
<ul style="list-style-type: none"> in networks with grounded star point between auxiliary and auxiliary circuit 	440 V
<ul style="list-style-type: none"> in networks with grounded star point between auxiliary and auxiliary circuit 	440 V
<ul style="list-style-type: none"> in networks with grounded star point between main and auxiliary circuit 	440 V
<ul style="list-style-type: none"> in networks with grounded star point between main and auxiliary circuit 	440 V
Protection class IP	
<ul style="list-style-type: none"> on the front 	IP20

• of the terminal	IP20
Shock resistance	
• acc. to IEC 60068-2-27	8g / 11 ms
Type of protection	Ex e
Certificate of suitability relating to ATEX	DMT 98 ATEX G 001
Protection against electrical shock	finger-safe
Equipment marking acc. to DIN EN 81346-2	F

Ambient conditions:

Installation altitude at height above sea level maximum	2 000 m
Ambient temperature	
• during operation	-40 ... +70 °C
• during storage	-55 ... +80 °C
• during transport	-55 ... +80 °C
Temperature compensation	-40 ... +60 °C

Main circuit:

Number of poles for main current circuit	3
Adjustable pick-up value current of the current-dependent overload release	7 ... 10 A
Operating voltage	
• rated value	690 V
• at AC-3 rated value maximum	690 V
Operating frequency rated value	50 ... 60 Hz
Operating current rated value	10 A

Auxiliary circuit:

Design of the auxiliary switch	integrated
Number of NC contacts	
• for auxiliary contacts	1
— Note	for contactor disconnection
Number of NO contacts	
• for auxiliary contacts	1
— Note	for message "Tripped"
Number of CO contacts	
• for auxiliary contacts	0
Operating current of auxiliary contacts at AC-15	
• at 24 V	3 A
• at 110 V	3 A
• at 120 V	3 A
• at 125 V	3 A
• at 230 V	2 A
• at 400 V	1 A

Operating current of auxiliary contacts at DC-13	
• at 24 V	2 A
• at 110 V	0.22 A
• at 125 V	0.22 A
• at 220 V	0.11 A

Protective and monitoring functions:	
Trip class	CLASS 10
Design of the overload release	thermal

UL/CSA ratings:	
Full-load current (FLA) for three-phase AC motor	
• at 480 V rated value	10 A
• at 600 V rated value	10 A
Contact rating of auxiliary contacts according to UL	B600 / R300

Installation/ mounting/ dimensions:	
Mounting position	any
Mounting type	direct mounting
Height	85 mm
Width	45 mm
Depth	85 mm
Required spacing	
• with side-by-side mounting	
— forwards	0 mm
— Backwards	0 mm
— upwards	6 mm
— downwards	6 mm
— at the side	6 mm
• for grounded parts	
— forwards	0 mm
— Backwards	0 mm
— upwards	6 mm
— at the side	6 mm
— downwards	6 mm
• for live parts	
— forwards	0 mm
— Backwards	0 mm
— upwards	6 mm
— downwards	6 mm
— at the side	6 mm

Connections/ Terminals:	
Product function	

<ul style="list-style-type: none"> removable terminal for auxiliary and control circuit 	No
Type of electrical connection <ul style="list-style-type: none"> for main current circuit for auxiliary and control current circuit 	screw-type terminals screw-type terminals
Arrangement of electrical connectors for main current circuit	Top and bottom
Type of connectable conductor cross-sections <ul style="list-style-type: none"> for main contacts <ul style="list-style-type: none"> single or multi-stranded finely stranded with core end processing at AWG conductors for main contacts 	2x (1 ... 2,5 mm ²), 2x (2,5 ... 10 mm ²) 2x (1 ... 2.5 mm ²), 2x (2.5 ... 6 mm ²), 1x 10 mm ² 2x (16 ... 12), 2x (14 ... 8)
Type of connectable conductor cross-sections <ul style="list-style-type: none"> for auxiliary contacts <ul style="list-style-type: none"> single or multi-stranded finely stranded with core end processing at AWG conductors for auxiliary contacts 	2x (0,5 ... 1,5 mm ²), 2x (0,75 ... 2,5 mm ²) 2x (0.5 ... 1.5 mm ²), 2x (0.75 ... 2.5 mm ²) 2x (20 ... 16), 2x (18 ... 14)
Tightening torque <ul style="list-style-type: none"> for main contacts with screw-type terminals for auxiliary contacts with screw-type terminals 	2 ... 2.5 N·m 0.8 ... 1.2 N·m
Design of screwdriver shaft	5 to 6 mm diameter
Design of the thread of the connection screw <ul style="list-style-type: none"> for main contacts of the auxiliary and control contacts 	M4 M3

Safety related data:

Failure rate [FIT] <ul style="list-style-type: none"> with low demand rate acc. to SN 31920 	50 FIT
MTTF with high demand rate	2 280 y
T1 value for proof test interval or service life acc. to IEC 61508	20 y

Display:

Display version <ul style="list-style-type: none"> for switching status 	Slide switch
---	--------------

Certificates/approvals

General Product Approval	For use in hazardous locations
--------------------------	--------------------------------



Declaration of Conformity	Test Certificates	Shipping Approval
---------------------------	-------------------	-------------------



[Typrüfbescheinigung/Werkszeugnis](#)



Shipping Approval	other	Railway
-------------------	-------	---------



[Umweltbestätigung](#)

[Schwingen/Schocke](#)
n

Further information

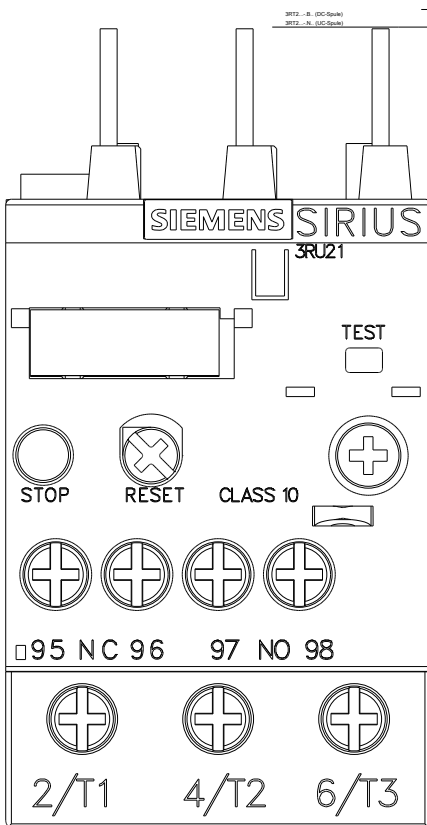
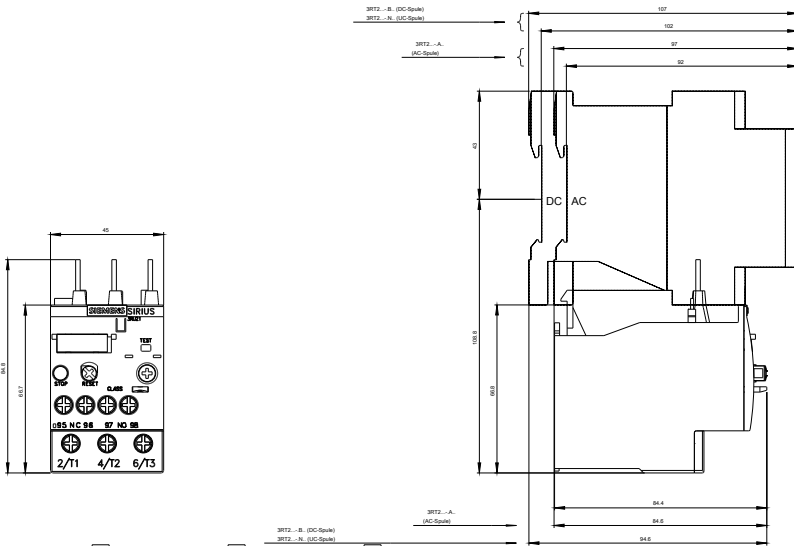
Information- and Downloadcenter (Catalogs, Brochures,...)
<http://www.siemens.com/industrial-controls/catalogs>

Industry Mall (Online ordering system)
<https://mall.industry.siemens.com/mall/en/en/Catalog/product?mlfb=3RU21261JB0>

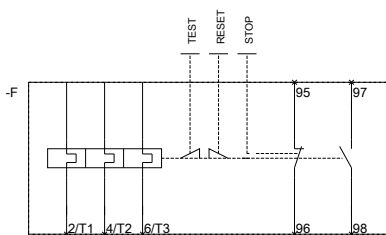
Cax online generator
<http://support.automation.siemens.com/WW/CAXorder/default.aspx?lang=en&mlfb=3RU21261JB0>

Service&Support (Manuals, Certificates, Characteristics, FAQs,...)
<https://support.industry.siemens.com/cs/ww/en/ps/3RU21261JB0>

Image database (product images, 2D dimension drawings, 3D models, device circuit diagrams, EPLAN macros, ...)
http://www.automation.siemens.com/bilddb/cax_de.aspx?mlfb=3RU21261JB0&lang=en



~~MEBERRASSTREZLAIS FUER~~



last modified:

24.02.2016

~~QVREFOABORIECAYONR~~