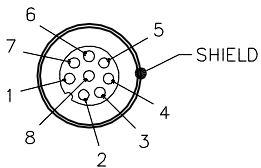


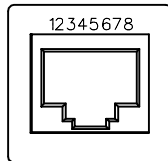
MALE END VIEW



- 1 = WHITE/BLUE
- 2 = WHITE/BROWN
- 3 = BROWN
- 4 = ORANGE (-TX)
- 5 = WHITE/GREEN (+RX)
- 6 = WHITE/ORANGE (+TX)
- 7 = BLUE
- 8 = GREEN (-RX)



RJ45SF END VIEW

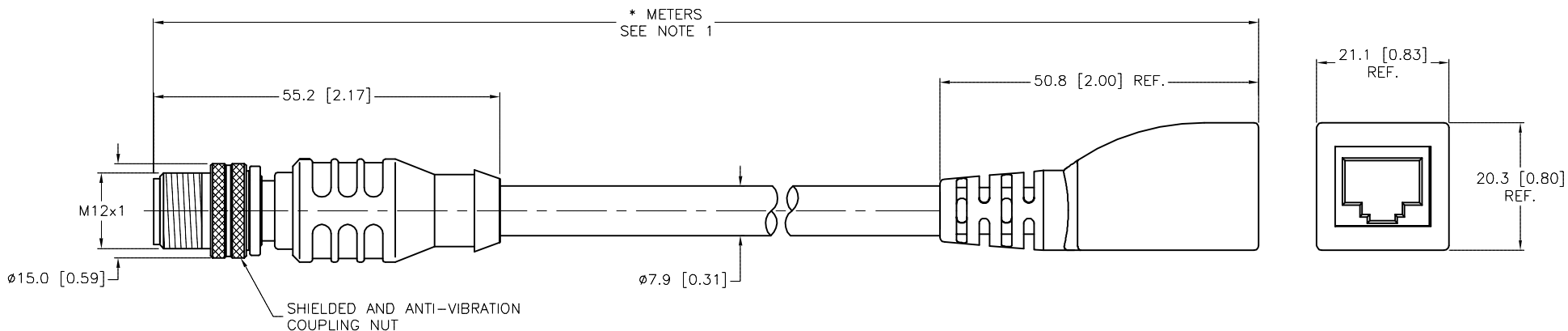


- 1 = WHITE/ORANGE (+TX)
- 2 = ORANGE (-TX)
- 3 = WHITE/GREEN (+RX)
- 4 = BLUE
- 5 = WHITE/BLUE
- 6 = GREEN (-RX)
- 7 = WHITE/BROWN
- 8 = BROWN



SPECIFICATIONS

| | |
|--------------------------------------|--|
| CONTACT CARRIER MATERIAL/COLOR (RSS) | TPU/BLACK |
| MOLDED MATERIAL/COLOR (RSS) | TPU/BLACK |
| CONTACT MATERIAL/PLATING (RSS) | BRASS/GOLD |
| COUPLING NUT MATERIAL/PLATING (RSS) | BRASS/NICKEL |
| CONTACT CARRIER MATERIAL (RJ45SF) | POLYCARBONATE |
| MOLDED HEAD MATERIAL/COLOR (RJ45SF) | TPU or PVC/BLACK |
| CONTACT MATERIAL/PLATING (RJ45SF) | BRONZE/GOLD |
| RATED CURRENT [A] | 1.5 A |
| RATED VOLTAGE [V] | 30 VAC/36 VDC |
| OUTER CABLE JACKET MATERIAL/COLOR | PVC/TEAL |
| CONDUCTOR INSULATION MATERIAL | PE |
| NUMBER OF CONDUCTORS [AWG] | 8x24 AWG, STRANDED (CAT 5e) |
| SHIELDING | ALUM/POLYPROPYLENE FOIL, TINNED-COPPER BRAID |
| TEMPERATURE RANGE | -40°C to +80°C (-40°F to +176°F) |
| PROTECTION CLASS | MEETS NEMA 1,3,4,6P AND IEC IP68 |



| CABLE LENGTH | TOLERANCE* |
|--------------|---|
| ALL LENGTHS | + 4% (OR 50mm) OF LENGTH - 0% (OR 0mm) OF LENGTH WHICHEVER IS GREATER |
| STRIP LENGTH | TOLERANCE* |
| 0-7mm | ±0.5mm |
| 8-29mm | ±1.0mm |
| 30-49mm | ±2.0mm |
| 50-69mm | ±3.0mm |
| 70-100mm | ±4.0mm |
| OVER 100mm | ±5.0mm |

* UNLESS OTHERWISE SPECIFIED

SOURCE DRAWING - FOR REFERENCE ONLY

NOTES:

1. "*" INDICATES CABLE LENGTH IN METERS. CONTACT TURCK TO ORDER SPECIFIC LENGTHS.

| | | | | | | |
|---|---|--|---|---|---------------------------|----------------------------------|
| RELATED DOCUMENTS 1. 2. 3. 4. | 3RD ANGLE PROJECTION | THIS DRAWING IS CONFIDENTIAL AND THE PROPERTY OF TURCK INC. USE OF THIS DOCUMENT WITHOUT WRITTEN PERMISSION IS PROHIBITED. | | 3000 CAMPUS DRIVE MINNEAPOLIS, MN 55441 1-800-544-7769 (763) 553-7300 (763) 553-0708 fax turck.com | | |
| | | DRFT | RDS | DATE | 09/20/05 | DESCRIPTION RSS RJ45SF 841-*M |
| MATERIAL SEE SPECIFICATIONS | ALL DIMENSIONS DISPLAYED ON THIS DRAWING ARE FOR REFERENCE ONLY | APVD | DF | SCALE | 1=1.0 | |
| FINISH SEE SPECIFICATIONS | | CONTACT TURCK FOR MORE INFORMATION | UNIT OF MEASUREMENT MILLIMETER [INCH] | | IDENTIFICATION NO. | REV B |
| B UPDATE RJ45SF PINOUT PER ECO | | KMY | 03/22/13 | 41678 | | |
| REV | DESCRIPTION | BY | DATE | ECO NO. | DO NOT SCALE THIS DRAWING | FILE: 777006795 |