

Sensor/Actuator cable - SAC-4P-MS/ 0,3-186/FS SCO - 1555680

Please be informed that the data shown in this PDF Document is generated from our Online Catalog. Please find the complete data in the user's documentation. Our General Terms of Use for Downloads are valid (<http://phoenixcontact.com/download>)



Sensor/Actuator cable, 4-position, PUR, black-gray RAL 7021, Plug straight M12 SPEEDCON, A-coded, on Socket straight M12 SPEEDCON, A-coded, Cable length: 0.3 m

Why buy this product

- ✓ Easy and safe: 100% electrically tested plug-in components
- ✓ Save time, thanks to installation with SPEEDCON fast locking system
- ✓ High-performance: connectors and cables with a large conductor cross section for power supply



Key commercial data

Packing unit	1 pc
GTIN	 4 046356 173681
Weight per Piece (excluding packing)	34.9 g
Custom tariff number	85444290
Country of origin	Poland
Note	Made to Order (non-returnable)

Technical data

Dimensions

Length of cable	0.3 m
-----------------	-------

Ambient conditions

Ambient temperature (operation)	-25 °C ... 90 °C (Plug / socket)
Degree of protection	IP65
	IP67

General

Rated current at 40°C	4 A
Rated voltage	250 V
Number of positions	4
Contact resistance	≤ 5 mΩ

Sensor/Actuator cable - SAC-4P-MS/ 0,3-186/FS SCO - 1555680

Technical data

General

Insulation resistance	≥ 100 MΩ
Coding	A - standard
Status display	No
Protective circuit/component	Unwired
Surge voltage category	II
Pollution degree	3
Insertion/withdrawal cycles	≥ 100

Material

Inflammability class according to UL 94	HB
Contact material	CuSn
Contact surface material	Ni/Au
Contact carrier material	TPU GF
Material of grip body	TPU, hardly inflammable, self-extinguishing
Material, knurls	Zinc die-cast, nickel-plated
Sealing material	NBR

Cable

Cable type	PUR POWER 0.75 mm ² black
Cable type (abbreviation)	186
Cable abbreviation	LiY11Y
UL AWM style	20549 / 1061 (80°C/300 V)
Conductor cross section	4x 0.75 mm ² (power line)
AWG signal line	18
Conductor structure signal line	42x 0.15 mm
Core diameter including insulation	1.75 mm ±0.05 mm
Thickness, insulation	≥ 0.23 mm (Core insulation)
	≥ 0.76 mm (Outer cable sheath)
Wire colors	brown, white, blue, black
Overall twist	4 wires, twisted
External sheath, color	black-gray RAL 7021
External cable diameter D	5.9 mm ±0.15 mm
Smallest bending radius, movable installation	59 mm
Number of bending cycles	2000000
Bending radius	59 mm
Traversing path	5 m
Traversing rate	3 m/s
Acceleration	5 m/s ²
Cable weight	57 kg/km
Outer sheath, material	PUR
Material conductor insulation	PVC
Conductor material	Bare Cu litz wires

Sensor/Actuator cable - SAC-4P-MS/ 0,3-186/FS SCO - 1555680

Technical data

Cable

Insulation resistance	≥ 1 MΩ*km (at 20 °C)
Conductor resistance	max. 26 Ω/km (at 20 °C)
Nominal voltage, cable	≤ 300 V
Test voltage, cable	≥ 3000 V
Flame resistance	in accordance with DIN UL-Style 20549
Ambient temperature (operation)	-25 °C ... 80 °C (cable, fixed installation)
	-5 °C ... 80 °C (cable, flexible installation)

Classifications

eCl@ss

eCl@ss 4.0	27060306
eCl@ss 4.1	27060306
eCl@ss 5.0	27061801
eCl@ss 5.1	27061801
eCl@ss 6.0	27061801
eCl@ss 7.0	27061801
eCl@ss 8.0	27279218

ETIM

ETIM 2.0	EC000830
ETIM 3.0	EC001855
ETIM 4.0	EC001855
ETIM 5.0	EC001855

UNSPSC

UNSPSC 6.01	31251501
UNSPSC 7.0901	31251501
UNSPSC 11	31251501
UNSPSC 12.01	31251501
UNSPSC 13.2	31251501

Approvals

Approvals

Approvals

UL Listed / cUL Listed / EAC / cULus Listed

Ex Approvals

Sensor/Actuator cable - SAC-4P-MS/ 0,3-186/FS SCO - 1555680

Approvals

Approvals submitted

Approval details

UL Listed	
Nominal current I _N	4 A
Nominal voltage U _N	300 V

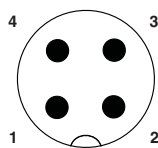
cUL Listed	
Nominal current I _N	4 A
Nominal voltage U _N	300 V

EAC

cULus Listed

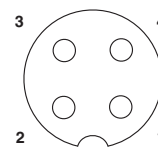
Drawings

Schematic diagram



Pin assignment M12 plug, 4-pos., A-coded, view plug side

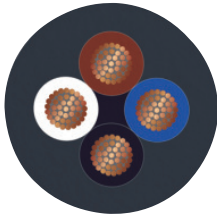
Schematic diagram



Pin assignment M12 socket, 4-pos., A-coded, view female side

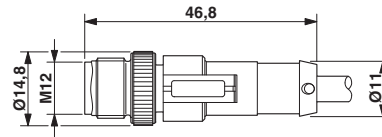
Sensor/Actuator cable - SAC-4P-MS/ 0,3-186/FS SCO - 1555680

Cable cross section



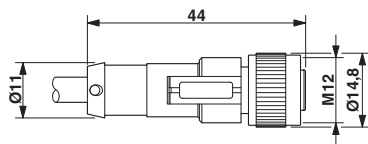
PUR POWER 0.75 mm² black [186]

Dimensioned drawing




M12 SPEEDCON plug, straight

Dimensioned drawing



M12-SPEEDCON socket, straight

Circuit diagram



Contact assignment of the M12 plug and the M12 socket