

## Plug - UP 6/ 6 - 3060665


Please be informed that the data shown in this PDF Document is generated from our Online Catalog. Please find the complete data in the user's documentation. Our General Terms of Use for Downloads are valid (<http://phoenixcontact.com/download>)



Plug, Connection method: Screw connection, Number of connections: 6, Number of positions: 6, Cross section: 0.2 mm<sup>2</sup> - 6 mm<sup>2</sup>, AWG: 24 - 8, Width: 49.2 mm, Height: 42.7 mm, Color: gray

RoHS

### Key Commercial Data

Packing unit	25 STK
Minimum order quantity	25 STK
GTIN	 4 046356 607872
GTIN	4046356607872
Weight per Piece (excluding packing)	43.860 g
Custom tariff number	85366990
Country of origin	China
Note	Made to Order (non-returnable)

### Technical data

#### General

Number of positions	6
Number of levels	1
Number of connections	6
Potentials	6
Nominal cross section	6 mm <sup>2</sup>
Color	gray
Insulating material	PA
Flammability rating according to UL 94	V0
Maximum load current	41 A (with 6 mm <sup>2</sup> conductor cross section)
Rated surge voltage	8 kV
Degree of pollution	3
Overvoltage category	III

# Plug - UP 6/ 6 - 3060665

## Technical data

### General

Insulating material group	I
Maximum power dissipation for nominal condition	1.31 W
Maximum load current	41 A (with 6 mm <sup>2</sup> conductor cross section)
Nominal current I <sub>N</sub>	41 A
Nominal voltage U <sub>N</sub>	1000 V
Open side panel	No
Relative insulation material temperature index (Elec., UL 746 B)	130 °C
Temperature index of insulation material (DIN EN 60216-1 (VDE 0304-21))	125 °C
Static insulating material application in cold	-60 °C
Behavior in fire for rail vehicles (DIN 5510-2)	Test passed
Flame test method (DIN EN 60695-11-10)	V0
Oxygen index (DIN EN ISO 4589-2)	>32 %
NF F16-101, NF F10-102 Class I	2
NF F16-101, NF F10-102 Class F	2
Surface flammability NFPA 130 (ASTM E 162)	passed
Specific optical density of smoke NFPA 130 (ASTM E 662)	passed
Smoke gas toxicity NFPA 130 (SMP 800C)	passed
Calorimetric heat release NFPA 130 (ASTM E 1354)	27,5 MJ/kg
Fire protection for rail vehicles (DIN EN 45545-2) R22	HL 1 - HL 3
Fire protection for rail vehicles (DIN EN 45545-2) R23	HL 1 - HL 3
Fire protection for rail vehicles (DIN EN 45545-2) R24	HL 1 - HL 3
Fire protection for rail vehicles (DIN EN 45545-2) R26	HL 1 - HL 3

### Dimensions

Width	49.2 mm
Length	21 mm
Height	42.7 mm
	26 mm
Pitch	8.2 mm

### Connection data

Connection method	Screw connection
Connection in acc. with standard	IEC 61984
Conductor cross section solid min.	0.2 mm <sup>2</sup>
Conductor cross section solid max.	6 mm <sup>2</sup>
Conductor cross section AWG min.	24
Conductor cross section AWG max.	8
Conductor cross section flexible min.	0.2 mm <sup>2</sup>
Conductor cross section flexible max.	10 mm <sup>2</sup>
Min. AWG conductor cross section, flexible	24
Max. AWG conductor cross section, flexible	8

# Plug - UP 6/ 6 - 3060665

## Technical data

### Connection data

Conductor cross section flexible, with ferrule without plastic sleeve min.	0.25 mm <sup>2</sup>
Conductor cross section flexible, with ferrule without plastic sleeve max.	6 mm <sup>2</sup>
Conductor cross section flexible, with ferrule with plastic sleeve min.	0.25 mm <sup>2</sup>
Conductor cross section flexible, with ferrule with plastic sleeve max.	6 mm <sup>2</sup>
2 conductors with same cross section, solid min.	0.2 mm <sup>2</sup>
2 conductors with same cross section, solid max.	2.5 mm <sup>2</sup>
2 conductors with same cross section, stranded min.	0.2 mm <sup>2</sup>
2 conductors with same cross section, stranded max.	2.5 mm <sup>2</sup>
2 conductors with same cross section, stranded, TWIN ferrules with plastic sleeve, min.	0.5 mm <sup>2</sup>
2 conductors with same cross section, stranded, TWIN ferrules with plastic sleeve, max.	4 mm <sup>2</sup>
2 conductors with same cross section, stranded, ferrules without plastic sleeve, min.	0.25 mm <sup>2</sup>
2 conductors with same cross section, stranded, ferrules without plastic sleeve, max.	1.5 mm <sup>2</sup>
Stripping length	10 mm
Internal cylindrical gage	A5
Screw thread	M3
Tightening torque, min	0.6 Nm
Tightening torque max	0.8 Nm

### Standards and Regulations

Connection in acc. with standard	IEC 61984
Flammability rating according to UL 94	V0

### Environmental Product Compliance

China RoHS	Environmentally Friendly Use Period = 50
	For details about hazardous substances go to tab "Downloads", Category "Manufacturer's declaration"

## Drawings

Circuit diagram



## Approvals

### Approvals

#### Approvals

EAC / CSA / UL Recognized / VDE Gutachten mit Fertigungsüberwachung / cUL Recognized / IECEE CB Scheme / cULus Recognized

# Plug - UP 6/ 6 - 3060665

## Approvals

Ex Approvals

### Approval details

EAC		7500651.22.01.00246
-----	--	---------------------

CSA		<a href="http://www.csagroup.org/services/testing-and-certification/certified-product-listing/">http://www.csagroup.org/services/testing-and-certification/certified-product-listing/</a>	13631
	B	C	
mm <sup>2</sup> /AWG/kcmil	24-8	24-8	
Nominal current I <sub>N</sub>	50 A	50 A	
Nominal voltage U <sub>N</sub>	600 V	600 V	


UL Recognized		<a href="http://database.ul.com/cgi-bin/XYV/template/LISEXT/1FRAME/index.htm">http://database.ul.com/cgi-bin/XYV/template/LISEXT/1FRAME/index.htm</a>	FILE E 60425
	B	C	
mm <sup>2</sup> /AWG/kcmil	24-8	24-8	
Nominal current I <sub>N</sub>	40 A	40 A	
Nominal voltage U <sub>N</sub>	600 V	600 V	


VDE Gutachten mit Fertigungsüberwachung		<a href="http://www.vde.com/en/Institute/OnlineService/VDE-approved-products/Pages/Online-Search.aspx">http://www.vde.com/en/Institute/OnlineService/VDE-approved-products/Pages/Online-Search.aspx</a>	40034876
mm <sup>2</sup> /AWG/kcmil	0.2-6.0		
Nominal current I <sub>N</sub>	41 A		
Nominal voltage U <sub>N</sub>	1000 V		

cUL Recognized		<a href="http://database.ul.com/cgi-bin/XYV/template/LISEXT/1FRAME/index.htm">http://database.ul.com/cgi-bin/XYV/template/LISEXT/1FRAME/index.htm</a>	FILE E 60425
	B	C	D
mm <sup>2</sup> /AWG/kcmil	24-8	24-8	
Nominal current I <sub>N</sub>	40 A	40 A	
Nominal voltage U <sub>N</sub>	600 V	600 V	

## Plug - UP 6/ 6 - 3060665

### Approvals

IECEE CB Scheme		<a href="http://www.iecee.org/">http://www.iecee.org/</a>	DE1-50076
mm <sup>2</sup> /AWG/kcmil		0.2-6.0	
Nominal current I <sub>N</sub>		41 A	
Nominal voltage U <sub>N</sub>		1000 V	

cULus Recognized		<a href="http://database.ul.com/cgi-bin/XYV/template/LISEXT/1FRAME/index.htm">http://database.ul.com/cgi-bin/XYV/template/LISEXT/1FRAME/index.htm</a>
------------------	-----------------------------------------------------------------------------------	-------------------------------------------------------------------------------------------------------------------------------------------------------