THIS DRAWING IS UNPUBLISHED. RELEASED FOR PUBLICATION -,- .
© COPYRIGHT - By - ALL RIGHTS RESERVED.

LOC	DIST
GP	00

REVISIONS

P	LTR	DESCRIPTION	DATE	DWN	APVD
	B	REVISED PER ECO-11-009374	20MAY2011	CJV	SLB

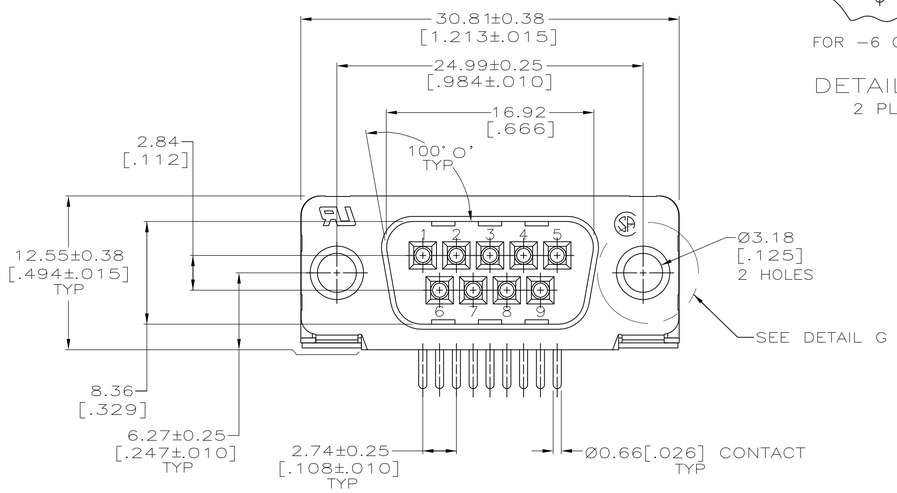

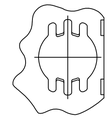

FOR -6 ONLY

DETAIL G
2 PLC

1. HOUSING: NYLON OR POLYESTER, FLAME RETARDANT, UL 94V-O RATED, GLASS FILLED, BLACK.
   CONTACTS: BRASS.
   SHELL: CARBON STEEL.
   EYELETS: BRASS.
   SCREWLOCKS AND INSERTS: ZINC.
2. CONTACTS: SEE TABLE.
   SHELL: 2.54μm [.000100] MIN TIN OVER 1.27μm [.000050] MIN COPPER.
   EYELETS: 5.08μm [.000200] MIN TIN OVER COPPER FLASH.
   SCREWLOCKS AND INSERTS: CLEAR CHROMATE.
3. GOLD FLASH ON THE MATING SURFACES, 2.54μm (.000100) MIN TIN PLATE ON THE SOLDER END, 1.27μm (.000050) MIN NICKEL UNDERPLATE ON THE ENTIRE CONTACT.
4. 0.76μm (.000030) MIN GOLD PLATE ON THE MATING SURFACES, 2.54μm (.000100) MIN TIN PLATE ON THE SOLDER END, 1.27μm (.000050) MIN NICKEL UNDERPLATE ON THE ENTIRE CONTACT
   -OR-
   GOLD FLASH OVER PALLADIUM-NICKEL PLATE, 0.76μm (.000030) MIN TOTAL ON THE MATING SURFACES, 2.54μm (.000100) MIN TIN PLATE ON THE SOLDER END, 1.27μm (.000050) MIN NICKEL UNDERPLATE ON THE ENTIRE CONTACT.

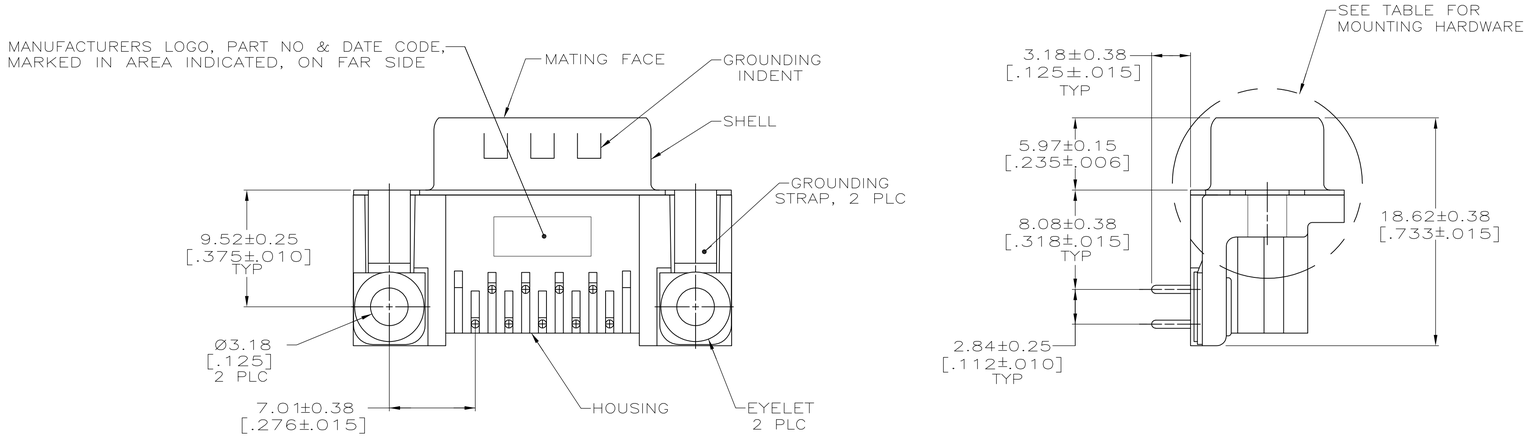

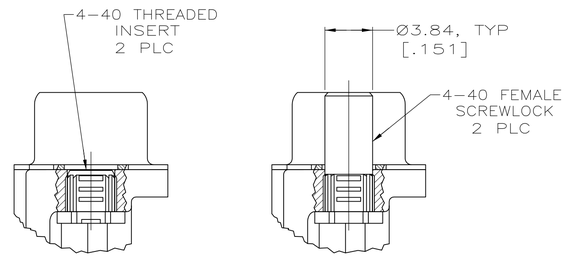

DETAIL D

DETAIL E

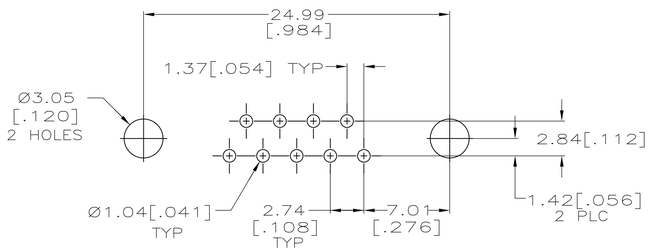

P.C. BOARD MOUNTING DIMENSIONS

MOUNTING HARDWARE	CONTACT FINISH	PART NUMBER
SEE DETAIL E	4	5747250-6
SEE DETAIL D	4	5747250-4
	3	5747250-3
-	4	5747250-2

COPYRIGHT 2005
TYCO ELECTRONICS CORP
ALL RIGHTS RESERVED

THIS DRAWING IS A CONTROLLED DOCUMENT.

DIMENSIONS: mm [INCHES]

TOLERANCES UNLESS OTHERWISE SPECIFIED:
0 PLC ± -
1 PLC ± -
2 PLC ± 0.13[.005]
3 PLC ± -
4 PLC ± -
ANGLES ° ± 2° 0

MATERIAL 1

FINISH 2

DWN A. FERNANDEZ-DOCK5 04-12-05
CHK S. BOLASH 04-12-05
APVD M. WALMSLEY 04-12-05

PRODUCT SPEC 108-40025
APPLICATION SPEC 114-40010
WEIGHT -

TE Connectivity

NAME: PLUG ASSEMBLY, SIZE 1, 9 POSITION, RIGHT ANGLE, FRONT METAL SHELL, .318 SERIES, AMPLIMITE HD-20

SIZE	CAGE CODE	DRAWING NO	RESTRICTED TO
A1	00779	C-5747250	-

CUSTOMER DRAWING | SCALE 1:1 | SHEET 1 OF 1 | REV B