PC/104-*Plus*, Press-Fit

Material and Finish

Housing — Glass filled thermoplastic, Black, 94V-0 rated

Contacts

Stackthrough — Phosphor Bronze; plated .000015 [0.00038] min. Gold on mating receptacle end, .000005 [0.000130] min. Gold on remainder, all over .000050 [0.00127] Nickel
or
Phosphor Bronze; plated .000015 [0.00038] min. Gold on mating receptacle end, .000100-.000200 [0.000254-.00508] matte tin on compliant section, .000005 {0.000130] min. Gold on remainder of post, all over .000050 [0.00127] Nickel

Non-Stackthrough — Phosphor Bronze; plated .000015 [0.00038] min. Gold on mating receptacle end, .000100 [0.00254] matte tin or tin-lead on remainder, all over .000050 [0.00127] Nickel

Screwlocks — Steel, Clear Chromate over Zinc



Stackthrough, No Standoffs

Gold plated contacts*

Part No. 1375799-1 (unkeyed)
Part No. 1375799-2 (keyed-A1) per PC/104-*Plus* specification
Part No. 1375799-3 (keyed-D30) per PC/104-*Plus* specification

Gold plated contacts with Tin plated compliant pin section**

Part No. 1375799-4 (unkeyed)
Part No. 1375799-5 (keyed-A1) per PC/104-*Plus* specification
Part No. 1375799-6 (keyed-D30) per PC/104-*Plus* specification

Non-Stackthrough, No Standoffs

Tin-lead plated tails*

Part No. 1375800-1 (unkeyed)
Part No. 1375800-2 (keyed-A1) per PC/104-*Plus* specification
Part No. 1375800-3 (keyed-D30) per PC/104-*Plus* specification

Matte tin plated tails**

Part No. 1375800-4 (unkeyed)
Part No. 1375800-5 (keyed-A1) per PC/104-*Plus* specification
Part No. 1375800-6 (keyed-D30) per PC/104-*Plus* specification

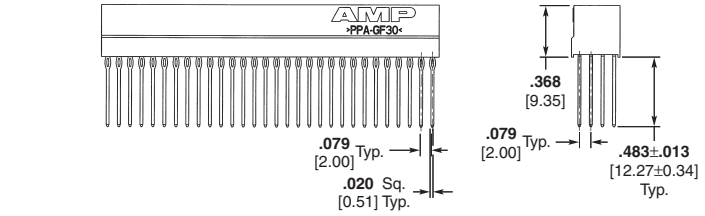

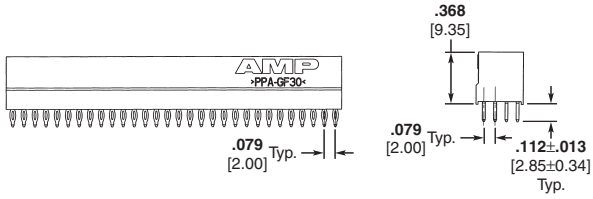

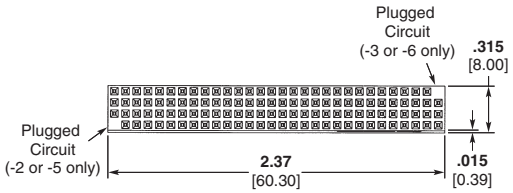

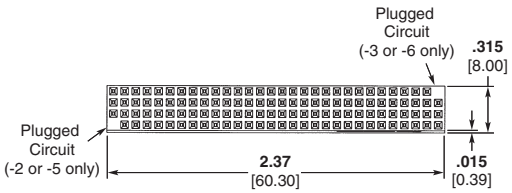

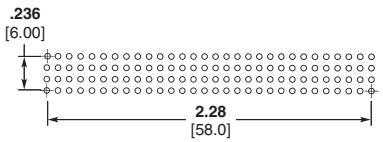

Recommended PC Board Layout for 1375799-1, 1375799-4, 1375800-1, 1375800-4

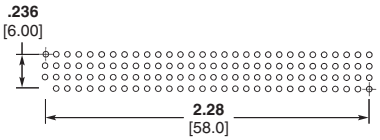

Recommended PC Board Layout for 1375799-2, 1375799-5, 1375800-2, 1375800-5

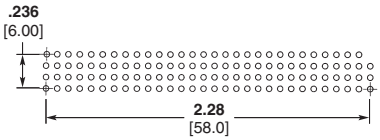

Recommended PC Board Layout for 1375799-3, 1375799-6, 1375800-3, 1375800-6

See Customer Drawing for Hole Geometry and Recommended Plating. (Including ENIG plated PCB's)

Note: All part numbers are RoHS compliant.

* For RoHS exempt Tin-lead processes (including ENIG Plated PCB's)

** for Silver Immersion processes or where a total lead free solution is desired

Dimensions are in inches and millimeters unless otherwise specified. Values in brackets are metric equivalents.

Dimensions are shown for reference purposes only. Specifications subject to change.

USA: 1-800-522-6752
Canada: 1-905-470-4425
Mexico: 01-800-733-8926
C. America: 52-55-1106-0803

South America: 55-11-2103-6000
Hong Kong: 852-2735-1628
Japan: 81-44-844-8013
UK: 44-8706-080-208

PC/104-*Plus*, Press-Fit (Continued)

Non-Stackthrough, 2 Standoffs

Tin-lead plated tails*
- **Part No. 1375798-1** (unkeyed)
- **Part No. 1375798-2** (keyed-A1)
  per PC/104-*Plus* specification
- **Part No. 1375798-3** (keyed-D30)
  per PC/104-*Plus* specification

Matte tin plated tails**
- **Part No. 1375798-4** (unkeyed),
- **Part No. 1375798-5** (keyed-A1)
  per PC/104-*Plus* specification
- **Part No. 1375798-6** (keyed-D30)
  per PC/104-*Plus* specification

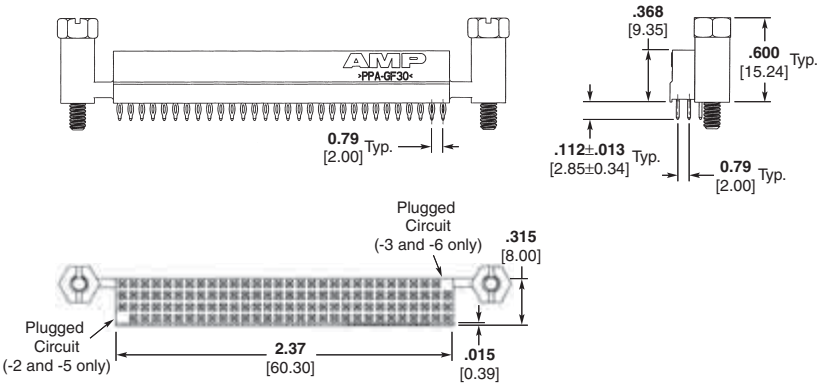

Stackthrough, 2 Standoffs

Gold plated contacts*
- **Part No. 1375797-1** (unkeyed)
- **Part No. 1375797-2** (keyed-A1)
  per PC/104-*Plus* specification
- **Part No. 1375797-3** (keyed-D30)
  per PC/104-*Plus* specification

Gold plated contacts with Tin plated compliant pin section**
- **Part No. 1375797-4** (unkeyed)
- **Part No. 1375797-5** (keyed-A1)
  per PC/104-*Plus* specification
- **Part No. 1375797-6** (keyed-D30)
  per PC/104-*Plus* specification

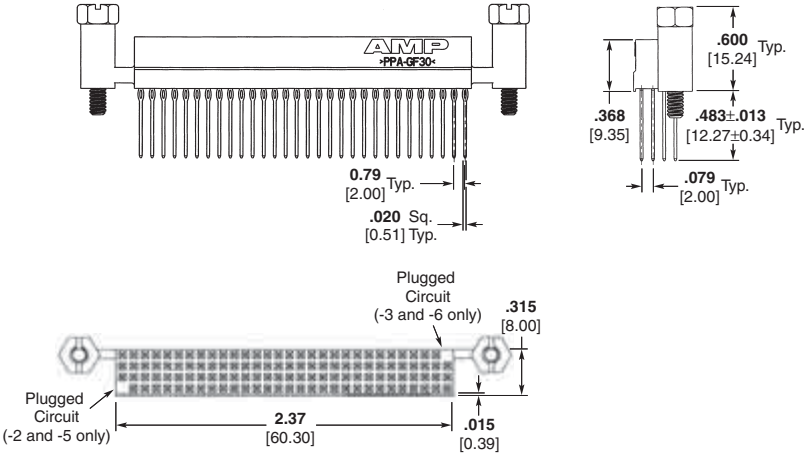

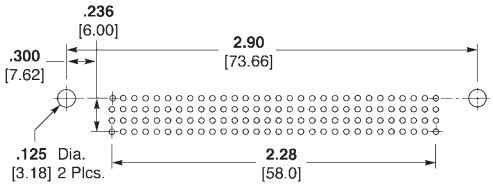

Recommended PC Board Layout for 1375797-1, 1375797-4, 1375798-1, 1375798-4

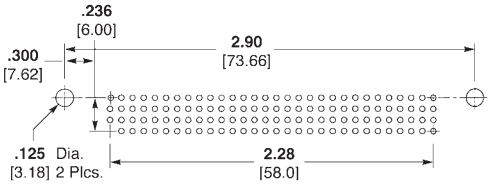

Recommended PC Board Layout for 1375797-2, 1375797-5, 1375798-2, 1375798-5

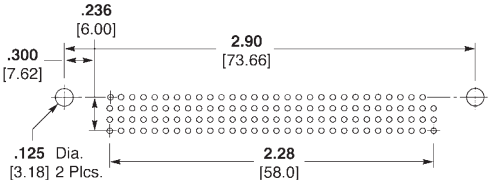

Recommended PC Board Layout for 1375797-3, 1375797-6, 1375798-3, 1375798-6

See Customer Drawing for Hole Geometry and Recommended Plating.

Note: All part numbers are RoHS compliant.

* For RoHS exempt Tin-lead processes (including ENIG Plated PCB's)

** for Silver Immersion processes or where a total lead free solution is desired

Catalog 1307819
Revised 8-08

www.tycoelectronics.com

Dimensions are in inches and millimeters unless otherwise specified. Values in brackets are metric equivalents.

Dimensions are shown for reference purposes only. Specifications subject to change.

USA: 1-800-522-6752
Canada: 1-905-470-4425
Mexico: 01-800-733-8926
C. America: 52-55-1106-0803

South America: 55-11-2103-6000
Hong Kong: 852-2735-1628
Japan: 81-44-844-8013
UK: 44-8706-080-208