

# Printed-circuit board connector - FRONT-MSTB 2,5/21-ST - 1779602

Please be informed that the data shown in this PDF Document is generated from our Online Catalog. Please find the complete data in the user's documentation. Our General Terms of Use for Downloads are valid (<http://phoenixcontact.com/download>)


Plug component, Nominal current: 12 A, Rated voltage (III/2): 320 V, Number of positions: 21, Pitch: 5 mm, Connection method: Screw connection, Color: green, Contact surface: Tin



The figure shows a 10-position version of the product



## Key commercial data

Packing unit	50 pc
GTIN	 4 017918 040291
Weight per Piece (excluding packing)	63.65 g
Custom tariff number	85366990
Country of origin	Germany
Note	Made to Order (non-returnable)

## Technical data

### Dimensions

Pitch	5 mm
Dimension a	100 mm

### General

Range of articles	FRONT-MSTB 2,5/..-ST
Insulating material group	I
Rated surge voltage (III/3)	4 kV
Rated surge voltage (III/2)	4 kV
Rated surge voltage (II/2)	4 kV
Rated voltage (III/3)	250 V
Rated voltage (III/2)	320 V
Rated voltage (II/2)	630 V
Connection in acc. with standard	EN-VDE
Nominal current $I_N$	12 A
Nominal cross section	2.5 mm <sup>2</sup>

# Printed-circuit board connector - FRONT-MSTB 2,5/21-ST - 1779602

## Technical data

### General

Maximum load current	12 A
Insulating material	PA
Inflammability class according to UL 94	V0
Internal cylindrical gage	A3
Stripping length	10 mm
Number of positions	21
Screw thread	M2,5
Tightening torque, min	0.5 Nm
Tightening torque max	0.6 Nm

### Connection data

Conductor cross section solid min.	0.2 mm <sup>2</sup>
Conductor cross section solid max.	2.5 mm <sup>2</sup>
Conductor cross section stranded min.	0.2 mm <sup>2</sup>
Conductor cross section stranded max.	2.5 mm <sup>2</sup>
Conductor cross section stranded, with ferrule without plastic sleeve min.	0.25 mm <sup>2</sup>
Conductor cross section stranded, with ferrule without plastic sleeve max.	2.5 mm <sup>2</sup>
Conductor cross section stranded, with ferrule with plastic sleeve min.	0.25 mm <sup>2</sup>
Conductor cross section stranded, with ferrule with plastic sleeve max.	2.5 mm <sup>2</sup>
Conductor cross section AWG/kcmil min.	24
Conductor cross section AWG/kcmil max	12
2 conductors with same cross section, solid min.	0.2 mm <sup>2</sup>
2 conductors with same cross section, solid max.	1.5 mm <sup>2</sup>
2 conductors with same cross section, stranded min.	0.2 mm <sup>2</sup>
2 conductors with same cross section, stranded max.	1.5 mm <sup>2</sup>
2 conductors with same cross section, stranded, ferrules without plastic sleeve, min.	0.25 mm <sup>2</sup>
2 conductors with same cross section, stranded, ferrules without plastic sleeve, max.	1 mm <sup>2</sup>
2 conductors with same cross section, stranded, TWIN ferrules with plastic sleeve, min.	0.5 mm <sup>2</sup>
2 conductors with same cross section, stranded, TWIN ferrules with plastic sleeve, max.	1 mm <sup>2</sup>
Minimum AWG according to UL/CUL	30
Maximum AWG according to UL/CUL	12

## Classifications

### eCl@ss

eCl@ss 4.0	272607xx
eCl@ss 4.1	27260701

# Printed-circuit board connector - FRONT-MSTB 2,5/21-ST - 1779602

## Classifications

### eCl@ss

eCl@ss 5.0	27260701
eCl@ss 5.1	27260701
eCl@ss 6.0	27260704
eCl@ss 7.0	27440402
eCl@ss 8.0	27440309

### ETIM

ETIM 3.0	EC001121
ETIM 4.0	EC002638
ETIM 5.0	EC002638

### UNSPSC

UNSPSC 6.01	30211810
UNSPSC 7.0901	39121409
UNSPSC 11	39121409
UNSPSC 12.01	39121409
UNSPSC 13.2	39121409

## Approvals

### Approvals

---

#### Approvals

CSA / UL Recognized / VDE Gutachten mit Fertigungsüberwachung / cUL Recognized / IECCEB Scheme / CCA / EAC / cULus Recognized

---

#### Ex Approvals

---

#### Approvals submitted


---


### Approval details


CSA			
	B	D	
	mm <sup>2</sup> /AWG/kcmil	22-12	22-12
	Nominal current I <sub>N</sub>	15 A	10 A
	Nominal voltage U <sub>N</sub>	300 V	300 V


# Printed-circuit board connector - FRONT-MSTB 2,5/21-ST - 1779602

## Approvals

UL Recognized 		
	B	D
mm <sup>2</sup> /AWG/kcmil	30-12	30-12
Nominal current I <sub>N</sub>	15 A	10 A
Nominal voltage U <sub>N</sub>	300 V	300 V

VDE Gutachten mit Fertigungsüberwachung 	
mm <sup>2</sup> /AWG/kcmil	0.34-2.5
Nominal current I <sub>N</sub>	12 A
Nominal voltage U <sub>N</sub>	250 V

cUL Recognized 		
	B	D
mm <sup>2</sup> /AWG/kcmil	30-12	30-12
Nominal current I <sub>N</sub>	15 A	10 A
Nominal voltage U <sub>N</sub>	300 V	300 V


IECEE CB Scheme 	
mm <sup>2</sup> /AWG/kcmil	0.34-2.5
Nominal current I <sub>N</sub>	12 A
Nominal voltage U <sub>N</sub>	250 V

CCA	
mm <sup>2</sup> /AWG/kcmil	0.34-2.5
Nominal current I <sub>N</sub>	12 A
Nominal voltage U <sub>N</sub>	250 V

EAC	
-----	--

# Printed-circuit board connector - FRONT-MSTB 2,5/21-ST - 1779602

## Approvals

cULus Recognized 

## Accessories

Accessories

Coding element

Coding profile - CP-MSTB - 1734634

Coding profile, is inserted into the slot on the plug or inverted header, red insulating material



## Insertion bridge

Insertion bridge - EBL 10- 5 - 2303132



Insertion bridge, Number of positions: 10, Color: gray

Insertion bridge - EBL 2- 5 - 2303145



Insertion bridge, Number of positions: 2, Color: gray

Insertion bridge - EBL 3- 5 - 2303158



Insertion bridge, Number of positions: 3, Color: gray

## Labeled terminal marker

## Printed-circuit board connector - FRONT-MSTB 2,5/21-ST - 1779602

### Accessories

Marker card - SK 5/3,8:FORTL.ZAHLEN - 0804183



Marker card, Card, white, labeled, Horizontal: Consecutive numbers 1 - 10, 11 - 20, etc. up to 91 - (99)100, Mounting type: Adhesive, for terminal block width: 5 mm, Lettering field: 5 x 3.8 mm

---

### Screwdriver tools

Screwdriver - SZS 0,6X3,5 - 1205053



Actuation tool, for ST terminal blocks, insulated, also suitable for use as a bladed screwdriver, size: 0.6 x 3.5 x 100 mm, 2-component grip, with non-slip grip

---

Accessories - FRONT-MSTB-EW - 1763058



Removal aid, for FRONT-MSTB, facilitates extraction of several plugs mounted behind each other

---

### Additional products

Base strip - MSTBW 2,5/21-G - 1735921



Header, Nominal current: 12 A, Rated voltage (III/2): 320 V, Number of positions: 21, Pitch: 5 mm, Color: green, Contact surface: Tin, Mounting: Soldering

---

Base strip - MSTBVA 2,5/21-G - 1755697



Header, Nominal current: 12 A, Rated voltage (III/2): 320 V, Number of positions: 21, Pitch: 5 mm, Color: green, Contact surface: Tin, Mounting: Soldering

## Printed-circuit board connector - FRONT-MSTB 2,5/21-ST - 1779602

### Accessories

#### Base strip - MSTBV 2,5/21-G - 1753819



Header, Nominal current: 12 A, Rated voltage (III/2): 320 V, Number of positions: 21, Pitch: 5 mm, Color: green, Contact surface: Tin, Mounting: Soldering

---

#### Base strip - MSTB 2,5/21-G - 1754818



Header, Nominal current: 12 A, Rated voltage (III/2): 320 V, Number of positions: 21, Pitch: 5 mm, Color: green, Contact surface: Tin, Mounting: Soldering

---

#### Base strip - EMSTBA 2,5/21-G - 1900031



Header, Nominal current: 12 A, Rated voltage (III/2): 320 V, Number of positions: 21, Pitch: 5 mm, Color: green, Contact surface: Tin, Mounting: Press-in

---

#### Base strip - EMSTBVA 2,5/21-G - 1915767



Header, Nominal current: 12 A, Rated voltage (III/2): 320 V, Number of positions: 21, Pitch: 5 mm, Color: green, Contact surface: Tin, Mounting: Press-in

---

#### Base strip - MSTBA 2,5/21-G-LA - 1770672



Header, Nominal current: 12 A, Rated voltage (III/2): 320 V, Number of positions: 21, Pitch: 5 mm, Color: green, Contact surface: Tin, Mounting: Soldering

# Printed-circuit board connector - FRONT-MSTB 2,5/21-ST - 1779602

## Accessories

Base strip - MSTBA 2,5/21-G - 1757653

Header, Nominal current: 12 A, Rated voltage (III/2): 320 V, Number of positions: 21, Pitch: 5 mm, Color: green, Contact surface: Tin, Mounting: Soldering



Base strip - MSTB 2,5/21-G-LA - 1768370

Header, Nominal current: 12 A, Rated voltage (III/2): 320 V, Number of positions: 21, Pitch: 5 mm, Color: green, Contact surface: Tin, Mounting: Soldering



Housing - SMSTBA 2,5/21-G - 1769997

Header, Nominal current: 12 A, Rated voltage (III/2): 320 V, Number of positions: 21, Pitch: 5 mm, Color: green, Contact surface: Tin, Mounting: Soldering



Base strip - SMSTB 2,5/21-G - 1769421

Header, Nominal current: 12 A, Rated voltage (III/2): 320 V, Number of positions: 21, Pitch: 5 mm, Color: green, Contact surface: Tin, Mounting: Soldering



## Drawings

Dimensioned drawing

