

Number of contacts

# 15

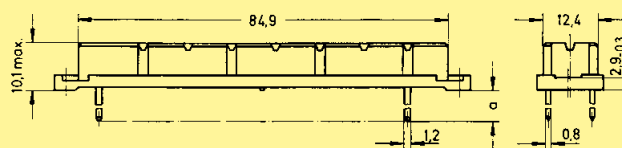


Female connectors

Identification	Number of contacts	Part No.	Drawing	Dimensions in mm
----------------	--------------------	----------	---------	------------------

Female connector  
"low profile"  
with solder pins<sup>3)</sup>

Performance level 1  
acc. to IEC 60 603-2



2.7 mm

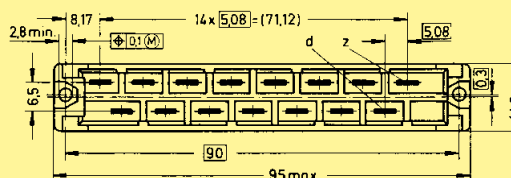
15

09 06 215 2812<sup>1)</sup>

4 mm

15

09 06 215 2821<sup>1)</sup>  
09 06 215 2821 222<sup>1)f)</sup>  
09 06 215 2892<sup>2)</sup>  
09 06 215 2892 222<sup>2)f)</sup>



5.5 mm

15

09 06 215 2890<sup>2)</sup>

7 mm

15

09 06 215 2831<sup>1)</sup>  
09 06 215 2891<sup>2)</sup>

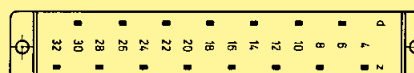
a
2.7
4
5.5
7
10

10 mm

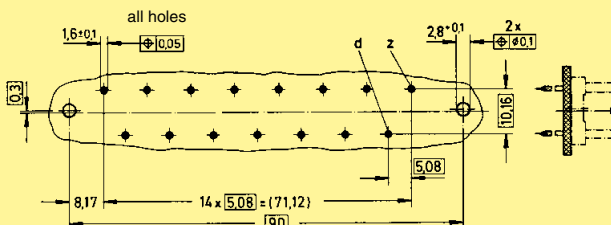
15

09 06 215 2841<sup>1)</sup>

Contact arrangement View from termination side



Board drillings  
Mounting side



DIN Power  
up to 15 A

<sup>1)</sup> Variant with silver plated contacts  
<sup>2)</sup> Variant with gold plated contacts  
<sup>3)</sup> With shroud coding, see chapter 00

<sup>f)</sup> Railway classification NFF 16-101, Smoke index: F1, Flammability class: I2