

## PCB terminal block - PTSA 0,5/19-2,5-F - 1989913

Please be informed that the data shown in this PDF Document is generated from our Online Catalog. Please find the complete data in the user's documentation. Our General Terms of Use for Downloads are valid (<http://phoenixcontact.com/download>)




PCB terminal block, Nominal current: 2 A, Nom. voltage: 250 V, Pitch: 2.5 mm, Number of positions: 19, Connection method: Spring-cage connection, Mounting: Soldering, Conductor/PCB connection direction: 45 °, Color: green, Soldering legs in front area, one-rowed

The figure shows a 10-position version of the product



### Key commercial data

Packing unit	50 pc
Minimum order quantity	50 pc
GTIN	 4 017918 973513
Weight per Piece (excluding packing)	8.0 g
Custom tariff number	85369010
Country of origin	Poland
Note	Made to Order (non-returnable)

### Technical data

#### Dimensions

Length	12 mm
Height	13.1 mm
Pitch	2.5 mm
Dimension a	45 mm
Pin dimensions	0,4 x 0,75
Pin spacing	2.5 mm
Hole diameter	1 mm

#### General

Range of articles	PTSA 0,5
Rated surge voltage (III/3)	2.5 kV
Rated surge voltage (III/2)	2.5 kV
Rated surge voltage (II/2)	2.5 kV
Rated voltage (III/3)	63 V

# PCB terminal block - PTSA 0,5/19-2,5-F - 1989913

## Technical data

### General

Rated voltage (III/2)	250 V
Rated voltage (II/2)	250 V
Connection in acc. with standard	EN-VDE
Nominal current I <sub>N</sub>	2 A
Nominal cross section	0.5 mm <sup>2</sup>
Maximum load current	2 A
Insulating material	PA
Solder pin surface	Sn
Stripping length	9 mm
Number of positions	19

### Connection data

Conductor cross section solid min.	0.14 mm <sup>2</sup>
Conductor cross section solid max.	0.5 mm <sup>2</sup>
Conductor cross section stranded min.	0.2 mm <sup>2</sup>
Conductor cross section stranded max.	0.5 mm <sup>2</sup>
Conductor cross section AWG/kcmil min.	24
Conductor cross section AWG/kcmil max	20

## Classifications

### eCl@ss

eCl@ss 4.0	272607xx
eCl@ss 4.1	27260701
eCl@ss 5.0	27141190
eCl@ss 5.1	27141190
eCl@ss 6.0	27261101
eCl@ss 7.0	27440401
eCl@ss 8.0	27440401

### ETIM

ETIM 3.0	EC001121
ETIM 4.0	EC002643
ETIM 5.0	EC002643

### UNSPSC

UNSPSC 6.01	30211801
UNSPSC 7.0901	39121432
UNSPSC 11	34131203
UNSPSC 12.01	39121432
UNSPSC 13.2	39121432

# PCB terminal block - PTSA 0,5/19-2,5-F - 1989913

## Approvals

### Approvals


#### Approvals


UL Recognized / VDE Gutachten mit Fertigungsüberwachung / cUL Recognized / CCA / EAC / cULus Recognized


#### Ex Approvals

#### Approvals submitted

### Approval details

UL Recognized 			
		B	D
mm <sup>2</sup> /AWG/kcmil	26-20	26-20	
Nominal current I <sub>N</sub>	2 A	2 A	
Nominal voltage U <sub>N</sub>	150 V	300 V	

VDE Gutachten mit Fertigungsüberwachung 	
mm <sup>2</sup> /AWG/kcmil	0.5
Nominal current I <sub>N</sub>	2 A
Nominal voltage U <sub>N</sub>	130 V

cUL Recognized 			
		B	D
mm <sup>2</sup> /AWG/kcmil	26-20	26-20	
Nominal current I <sub>N</sub>	2 A	2 A	
Nominal voltage U <sub>N</sub>	150 V	300 V	

CCA	
mm <sup>2</sup> /AWG/kcmil	0.5
Nominal current I <sub>N</sub>	2 A

# PCB terminal block - PTSA 0,5/19-2,5-F - 1989913

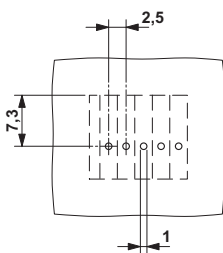
## Approvals

EAC

cULus Recognized

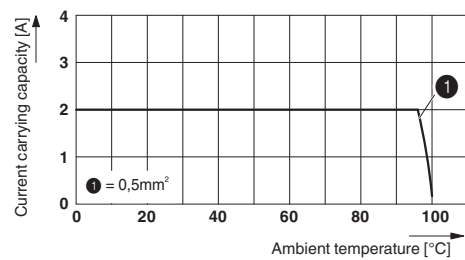
## Drawings

Drilling diagram



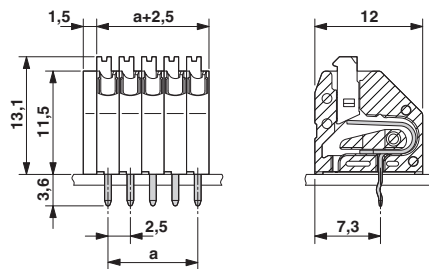
The illustration shows the 5-pos. version

Diagram



Derating diagram for 5 pins; reduction factor=1

Dimensioned drawing



The illustration shows the 5-pos. version