Printed-circuit board connector - MC 1,5/12-GF-3,81-LR - 1817903

Please be informed that the data shown in this PDF Document is generated from our Online Catalog. Please find the complete data in the user's documentation. Our General Terms of Use for Downloads are valid
(http://phoenixcontact.com/download)

Header, Nominal current: 8 A, Rated voltage (III/2): 160 V, Number of positions: 12, Pitch: 3.81 mm, Color: green, Contact surface: Tin, Mounting: Soldering

The figure shows a 10-position version of the product

Key Commercial Data

Packing unit	50 pc
GTIN	4 046356 754644
Weight per Piece (excluding packing)	4.38 g
Custom tariff number	85366990
Country of origin	Germany
Note	Made to Order (non-returnable)

Technical data

Dimensions

Length	9.2 mm
Pitch	3.81 mm
Dimension a	41.91 mm
Length of the solder pin	3.4 mm
Pin dimensions	0,8 x 0,8 mm
Hole diameter	1.2 mm

General

Range of articles	MC 1,5/..-GF-LR
Insulating material group	IIIa
Rated surge voltage (III/3)	2.5 kV
Rated surge voltage (III/2)	2.5 kV
Rated surge voltage (II/2)	2.5 kV
Rated voltage (III/3)	160 V
Rated voltage (III/2)	160 V

Printed-circuit board connector - MC 1,5/12-GF-3,81-LR - 1817903

Technical data

General

Rated voltage (II/2)	250 V
Connection in acc. with standard	EN-VDE
Nominal current I_N	8 A
Maximum load current	8 A
Insulating material	PBT
Flammability rating according to UL 94	V0
Color	green
Number of positions	12

Classifications

eCl@ss

eCl@ss 4.0	272607xx
eCl@ss 4.1	27260701
eCl@ss 5.0	27260701
eCl@ss 5.1	27260701
eCl@ss 6.0	27260704
eCl@ss 7.0	27440402
eCl@ss 8.0	27440402

ETIM

ETIM 3.0	EC001121
ETIM 4.0	EC002637
ETIM 5.0	EC002637

UNSPSC

UNSPSC 6.01	30211810
UNSPSC 7.0901	39121409
UNSPSC 11	39121409
UNSPSC 12.01	39121409
UNSPSC 13.2	39121409

Approvals

Approvals

Approvals

EAC / cULus Recognized / VDE Gutachten mit Fertigungsüberwachung / IECEE CB Scheme

Ex Approvals

Printed-circuit board connector - MC 1,5/12-GF-3,81-LR - 1817903

Approvals

Approvals submitted

Approval details

EAC

cULus Recognized		
	B	D
Nominal current IN	8 A	8 A
Nominal voltage UN	300 V	300 V

VDE Gutachten mit Fertigungsüberwachung	
Nominal current IN	8 A
Nominal voltage UN	160 V

IECEE CB Scheme	
Nominal current IN	8 A
Nominal voltage UN	160 V

Accessories

Accessories

Coding element

Coding profile - CP-MSTB - 1734634

Coding profile, is inserted into the slot on the plug or inverted header, red insulating material

Labeled terminal marker

Printed-circuit board connector - MC 1,5/12-GF-3,81-LR - 1817903

Accessories

Marker card - SK 3,81/2,8:FORTL.ZAHLEN - 0804109

Marker card, Card, white, labeled, Horizontal: Consecutive numbers 1 - 10, 11 - 20, etc. up to 91 - (99)100, Mounting type: Adhesive, for terminal block width: 3.81 mm, Lettering field: 3.81 x 2.8 mm

---

Fiber optics - MC 1,5/10-LWL 1,5-3,81 - 1841174

Fiber optics, Pitch: 3.81 mm, Number of positions: 10, Dimension a: 1.5 mm, Color: transparent

---

Fiber optics - MC 1,5/10-LWL 2,3-3,81 - 1841190

Fiber optics, Pitch: 3.81 mm, Number of positions: 10, Dimension a: 2.3 mm, Color: transparent

---

Fiber optics - MC 1,5/10-LWL 4-3,81 - 1841213

Fiber optics, Pitch: 3.81 mm, Number of positions: 10, Dimension a: 4 mm, Color: transparent

---

Drawings

Drilling diagram

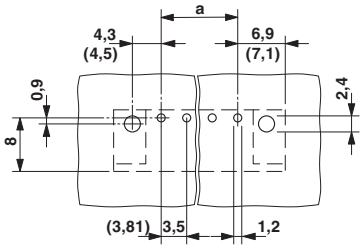

Dimensional drawing

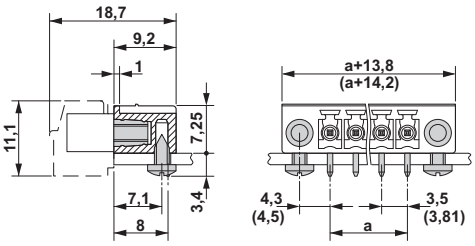

Printed-circuit board connector - MC 1,5/12-GF-3,81-LR - 1817903

Dimensional drawing

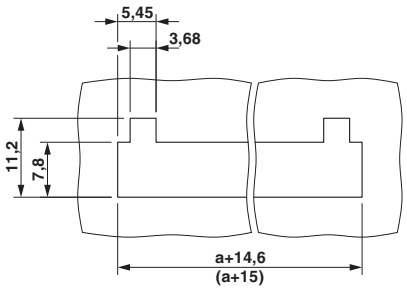

Diagram

Steckerteil: QC 0,5/5-ST(F)-3,81
Grundgehäuse: MC(V) 1,5/5-G(F)-3,81

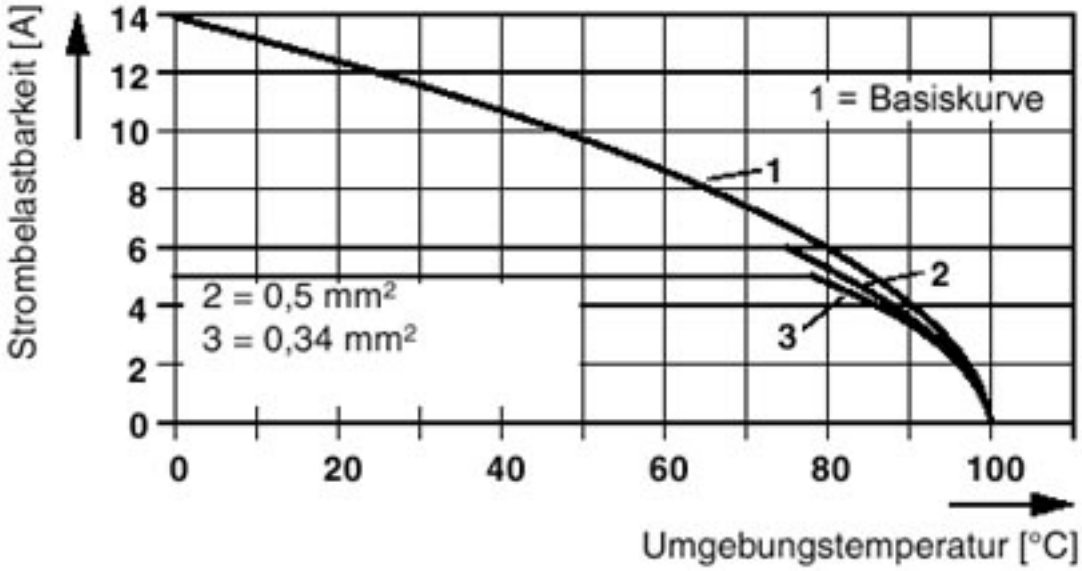

Phoenix Contact 2015 © - all rights reserved
http://www.phoenixcontact.com