
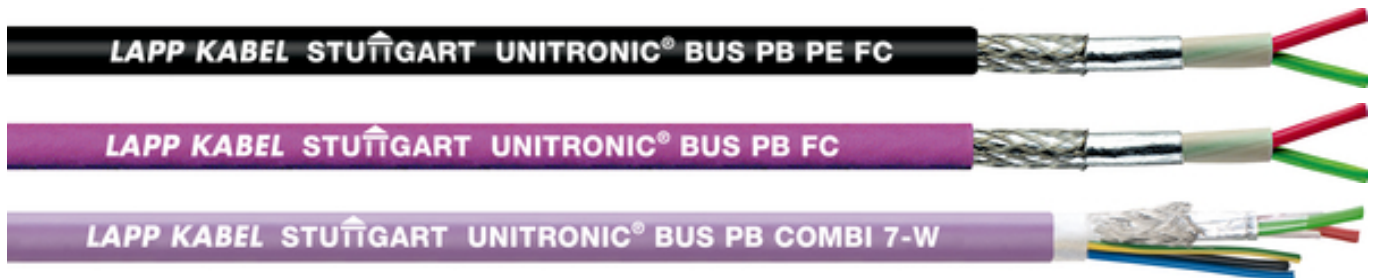


U.I. Lapp GmbH	PRODUCT INFORMATION	
	UNITRONIC® BUS PB	29.11.2013

Fixed installation



Automation



Halogen-free



Industrial machinery and plant engineering



UV-resistant

Info

Lapp Kabel is a member of the PROFIBUS User Organisation (PNO)
A for Advanced here: UL and CSA approvals

Application range

For fixed installation
Maximum electromagnetic screening
Dry or damp rooms
Item nos. 2170233, 2170333, 2170820, 2170824, 2170826 are all UV-resistant

Design

FC: "Fast Connect" cable design
P: PolyurethaneH: Halogen-free
PE: polyethylene, black Outer sheath, e.g. for the food and beverage industry
7-W: 7-wire, e.g. for applications where vibrations occur
COMBI: Data transmission and power supply in one cable


Norm references / Approvals

In accordance with DIN 19245 and EN 50170, e.g. for SIEMENS SIMATIC NET, also suitable for FIP (Factory Instrumentation Protocol)
See below for UL approval type

Product features

These bus cables can be used for PROFIBUS-DP as well as for PROFIBUS-FMS and FIP
Based on the bit rates listed, in accordance with PNO specifications the following maximum cable lengths for a bus segment apply (cable type A, PROFIBUS-DP):
93.75 kbit/s = 1200 m
187.5 kbit/s = 1000 m
500 kbit/s = 400 m
1.5 Mbit/s = 200 m
12.0 Mbit/s = 100 m

Product Management	Document: LAPP_PRO266EN.pdf	1 / 4
--------------------	-----------------------------	-------

U.I. Lapp GmbH	PRODUCT INFORMATION	
	UNITRONIC® BUS PB	29.11.2013

Remark

Unless specified otherwise, the shown product values are nominal values. Detailed values (e.g. tolerances) are available upon request.

Copper price basis: EUR 150/100kg. Refer to catalogue appendix T17 for the definition and calculation of copper-related surcharges.

Please find our standard lengths at: www.lappkabel.de/en/cable-standardlengths

Packaging size: coil ≤ 30 kg or ≤ 250 m, otherwise drum

Please specify the preferred type of packaging (e.g. 1 x 500 m drum or 5 x 100 m coils).

SIMATIC NET® is a registered trademark of Siemens AG

Lapp Kabel is a member of the PROFIBUS user organisation (PNO)

Photographs are not to scale and do not represent detailed images of the respective products.

Technical Data


Mutual capacitance:	(800 Hz): max. 30 nF/km
Peak operating voltage:	(not for power applications) 250 V
Conductor resistance:	(loop): max. 133 ohm/km
Minimum bending radius:	Fixed installation: see data sheet
Test voltage:	Core/core: 1500 V rms
Characteristic impedance:	150 ± 15 Ohm

Product Management	Document: LAPP_PRO266EN.pdf	2 / 4
--------------------	-----------------------------	-------

UNITRONIC® BUS PB

29.11.2013

Part number	Article designation	Number of pairs and conductor diameter (mm)	Outer diameter (mm)	Copper index (kg/km)	Weight (kg/km)
For fixed installation - conventional cable assembly					
2170220	UNITRONIC® BUS PB	1 x 2 x 0,64	8.0	30.1	74
2170233	UNITRONIC® PB PE	1 x 2 x 0,64	8.0	30.1	57
2170226	UNITRONIC® BUS PB H 7-W	1 x 2 x 0,64	8.0	30.1	55
2170225	UNITRONIC® BUS PB COMBI 7-W	1 x 2 x 0,64 Ø + 3 x 1,0 mm ²	9.8	59.0	92
For fixed installation - UL/CSA CMX approval					
2170219	UNITRONIC® BUS PB A	1 x 2 x 0,64	8.0	30.1	57
For fixed installation - UL/CSA CMG approval					
2170824	UNITRONIC® BUS PB 7-W A	1 x 2 x 0,64	8.0	30.1	55
For fixed installation - "Fast Connect" cable assembly					
2170333	UNITRONIC® BUS PB PE FC	1 x 2 x 0,64	8.0	26.0	67
For fixed installation - UL/CSA CMX approval					
2170330	UNITRONIC® BUS PB P FC	1 x 2 x 0,64	8.0	26.0	71
For fixed installation - "Fast Connect" cable assembly - UL/CSA CMG approval					
2170820	UNITRONIC® BUS PB FC	1 x 2 x 0,64	8.0	26.0	84
2170826	UNITRONIC® BUS PB 7-W FC	1 x 2 x 0,64	8.0	26.0	67
2170326	UNITRONIC® BUS PB-H FC	1 x 2 x 0,64	8.0	26.0	72

U.I. Lapp GmbH	PRODUCT INFORMATION	
	UNITRONIC® BUS PB	29.11.2013



Product Management	Document: LAPP_PRO266EN.pdf	4 / 4
--------------------	-----------------------------	-------