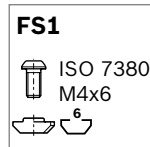
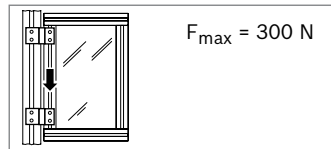
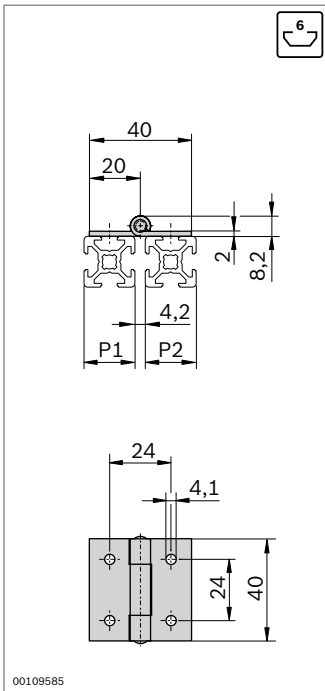




Hinge



- ▶ Assembly possible on solid surface elements
- ▶ For small doors and flaps
- ▶ Steel hinge for profiles with 6 mm slot



Hinge	P1 (mm)	P2 (mm)	ESD	No.	FS
	20	20		2	3 842 535 684 4xFS1

Material: steel, stainless
 Fastening material: steel; galvanized
 Scope of delivery: incl. fastening material (FS)