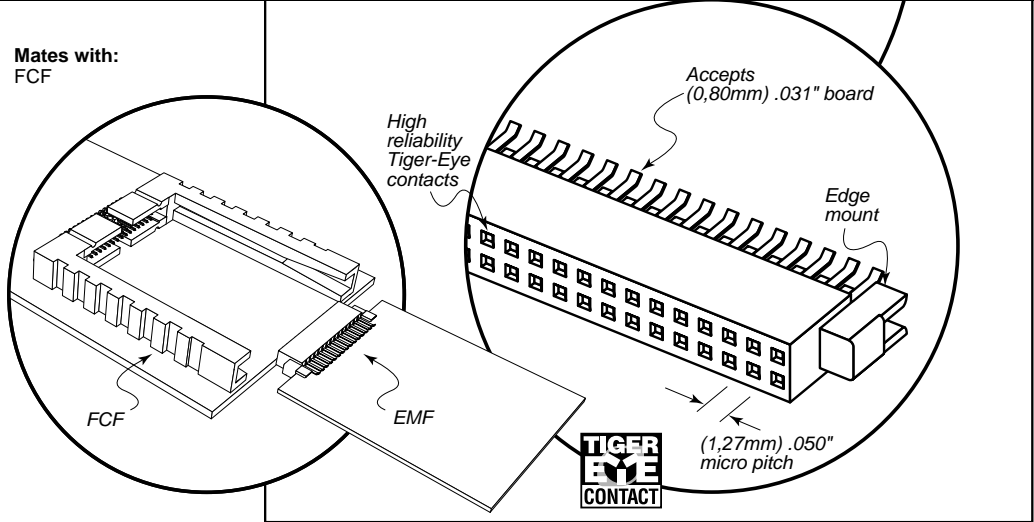


EDGE MOUNT SOCKET STRIP EMF SERIES

SPECIFICATIONS

Materials:
Insulator Material: Black Liquid Crystal Polymer
Contact Material: BeCu
Current Rating: 1A
Operating Temp Range: -65°C to +125°C
Plating: Au or Sn over 50µ" (1,27µm) Ni
Contact Resistance: 10 mΩ max
Insertion Depth: (3,05mm) .120" to (4,06mm) .160"
Insertion Force: 3.0oz (0,83N) avg.
Withdrawal Force: 2.0oz (0,56N) avg.

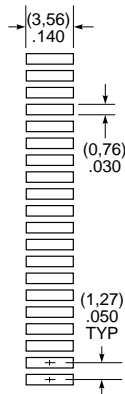
Mates with: FCF



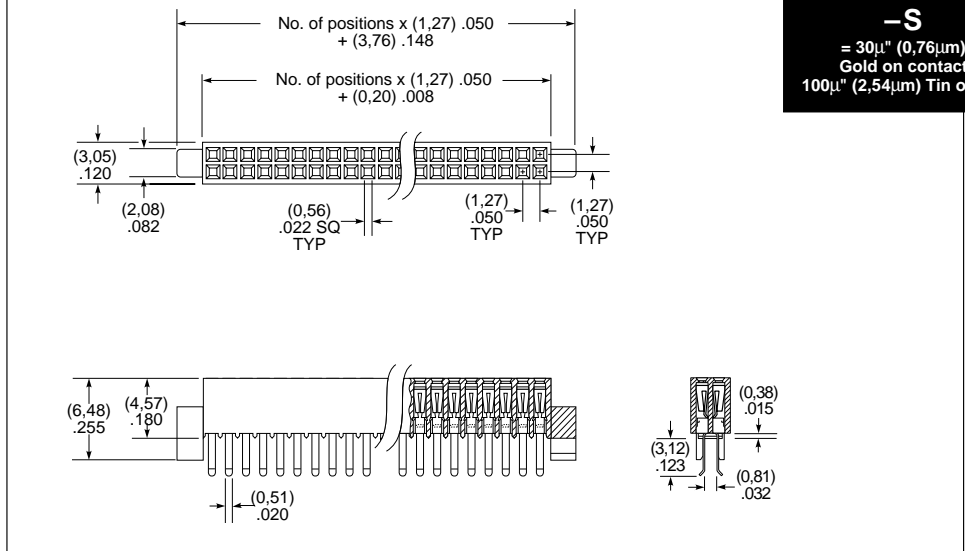
Note: Some sizes, styles and options are non-standard, non-returnable.

EMF	1	NO. PINS PER ROW	CARD THICKNESS	PLATING OPTION
		20, 30, 40 & 50 (Call Samtec for other sizes)	-01 = (0,80mm) .031" thick board	-L = 10µ" (0,25µm) Gold on contact 100µ" (2,54µm) Tin on tail
				-S = 30µ" (0,76µm) Gold on contact 100µ" (2,54µm) Tin on tail

Processing:
Max Processing Temp: 230°C for 60 seconds
SMT Lead Coplanarity: (0,10mm) .004" max (20) (0,15mm) .006" max (30-50)
Suggested PCB Layouts: Your specific layout may vary



Both Sides of P.C. Board



Due to technical progress, all designs, specifications and components are subject to change without notice.