

Inline function terminal - IB IL INC-IN-PAC - 2861755

Please be informed that the data shown in this PDF Document is generated from our Online Catalog. Please find the complete data in the user's documentation. Our General Terms of Use for Downloads are valid (<http://download.phoenixcontact.com>)


Inline measurement terminal for position encoder, complete with accessories (plug and labeling field), 1 input for incremental encoder with rectangular signal (symmetrical or asymmetrical), 3 digital inputs 24 V DC, 3-conductor connection system

Why buy this product

- Open circuit detection
- 5 V and 24 V sensor/encoder supply
- 3 digital inputs to connect two limit switches and one home position switch
- 25-bit actual position value
- Single, double or quadruple evaluation
- Symmetrical and asymmetrical incremental encoders with or without Z trace can be connected
- Maximum input frequency of 300 kHz
- Direction of rotation indicator via LED
- 5 homing functions



Key commercial data

Packing unit	1 pc
GTIN	 4 017918 899912
Weight per Piece (excluding packing)	177.5 g
Custom tariff number	85389091
Country of origin	Germany

Technical data

Dimensions

Width	24.4 mm
Height	140.5 mm
Depth	71.5 mm

Interfaces

Interface	Inline local bus
Connection method	Inline data jumper

Power supply

Typical current consumption	70 mA
I/O voltage	24 V AC (via voltage jumper)
Encoder supply voltage	5 V DC
	24 V DC
Encoder supply current	max. 250 mA

Inline function terminal - IB IL INC-IN-PAC - 2861755

Technical data

Power supply

Drawing encoder supply voltage	Main circuit U_M
--------------------------------	--------------------

Electrical isolation

Test section	7.5 V supply (bus logics), I/O 500 V AC 50 Hz 1 min
	7.5 V supply (bus logics), functional earth ground 500 V AC 50 Hz 1 min
	24 V supply (I/O) / functional earth ground 500 V AC 50 Hz 1 min

Incremental encoder input

Number of inputs	1
Input frequency (24 V)	0 Hz ... 300 kHz
Input frequency (5 V)	0 kHz ... 300 kHz
Encoder signals	Symmetrical and asymmetrical encoders

Inputs

Number of inputs	3
Connection method	3-conductor

General

Weight	143 g
--------	-------

Inline potentials

Communications power U_L	7.5 V (via voltage jumper)
Current consumption from U_L	max. 70 mA
Current consumption from U_M	max. 1 A
	typ. 340 mA

Classifications

eCl@ss

eCl@ss 4.0	27250304
eCl@ss 4.1	27250304
eCl@ss 5.0	27250304
eCl@ss 5.1	27242605
eCl@ss 6.0	27242605
eCl@ss 7.0	27242605
eCl@ss 8.0	27242605

ETIM

ETIM 2.0	EC001433
ETIM 3.0	EC001601
ETIM 4.0	EC001601
ETIM 5.0	EC001601

Inline function terminal - IB IL INC-IN-PAC - 2861755

Classifications

UNSPSC

UNSPSC 6.01	43172015
UNSPSC 7.0901	43201404
UNSPSC 11	43172015
UNSPSC 12.01	43201404
UNSPSC 13.2	43201404

Approvals

Approvals

Approvals

UL Listed / GOST / cUL Listed / cULus Listed

Ex Approvals

UL Listed / cUL Listed / cULus Listed

Approvals submitted

Approval details

UL Listed

GOST

cUL Listed

cULus Listed

Accessories

Accessories

Labeling panel

Inline function terminal - IB IL INC-IN-PAC - 2861755

Accessories

Labeling field - IB IL FIELD 2 - 2727501

Labeling field, width: 12.2 mm



Plug

Inline plug - IB IL SCN-12-ICP - 2727611



Connector, color coded, for digital 4, or 16-channel Inline input terminals

Inline shield connector - IB IL SCN-6 SHIELD - 2726353



Inline shield connector

Terminal marking

Insert strip - ESL 62X10 - 0809492

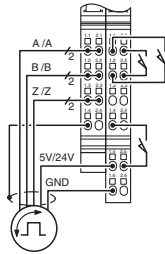
Insert strip, Sheet, white, Unlabeled, Can be labeled with: Office printing systems, Plotter: Laser printer, Mounting type: Insert, Lettering field: 62 x 10 mm



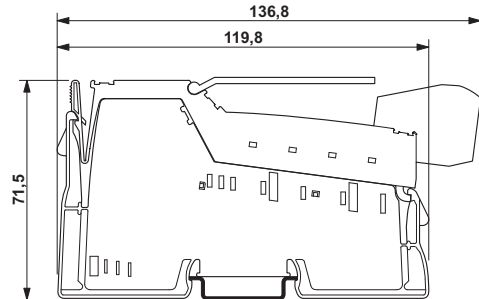
Drawings

Inline function terminal - IB IL INC-IN-PAC - 2861755

Connection diagram



Dimensioned drawing



Block diagram

