



Schroff

CABINET AND WALL-MOUNTED CASE ACCESSORIES

Cabinets 1

Wall mounted cases 2

Accessories for cabinets and wall mounted cases . 3

Climate control . 4

Electronics cases 5

Subracks/ 19" chassis 6

Front panels, plug-in units ... 7

Systems 8

Power supply units 9

Backplanes ... 10

Connectors, front panel component system 11

Appendix 12



36108007 (00504002 00509005 00508006 00508008 00505032 00711023 00504006 01495004)

Cabinet Accessories – Overview

Overview 3.0

Monitors, keyboards



Socket strips



Mechanics

- 19" front panels with cable eyes, cable through-ducting 3.2
- 19" cable tray 3.9
- Cable ductings ... 3.10
- 19" equipment shelves 3.11
- 19" drawers 3.13
- 19" distribution field 3.14
- 19" mounting tray for LSA+ 3.15
- 19" module support 3.16
- Assembly kit 3.17
- Cable supports . 3.21
- Cable channels .. 3.21

Telescopic slides 3.22

Electrics

- Cabinet lights 3.29
- Door contact switches 3.32
- 19" distributors .. 3.33
- Small distribution modules 3.34
- Supply modules .. 3.34
- GND/earthing rails 3.37
- Equipment cables 3.38
- Bus bars 3.39

Monitor, keyboard

- Monitor, keyboard 3.44
- 19" drawer with keyboard 3.45

Socket strips with connecting cable

- SCHUKO 3.52
- UTE 3.55
- IEC 3.58
- BS 3.61
- US 3.62
- Switzerland 3.63
- 19" power distributors, 3-phase 3.65
- Socket strips, Wieland® 3.66

Power Control

- socket strips 3.72
- Multimeter 3.74
- Telemonitored socket strips 3.75

Power management software 3.79

36108008 (00510003 00510006 00709018 00711008 00709001 00708032)

Cabinet Accessories – Mechanics

Front Panel Express



FRONT PANEL EXPRESS

30402151_e

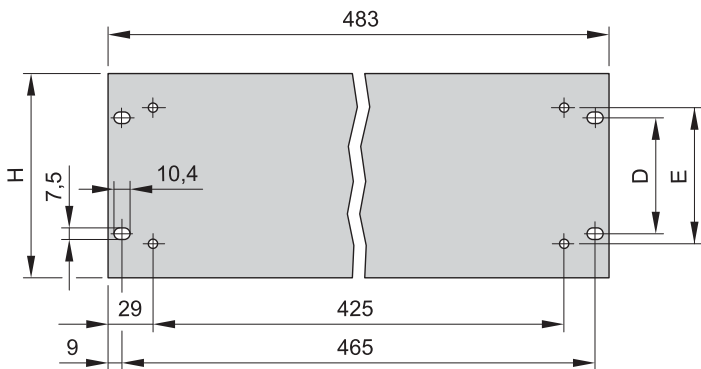
We make your front panel.
You determine how long it takes us.

- **Simple:** You configure your front panels direct online. No registration, no program downloads. The price is displayed immediately.
- **Fast:** You specify your front panel in just a few minutes - and we manufacture it from as little as in 2 days.
- **Flexible:** You determine the quantity and manufacturing time - and thus the cost.
- **Individual:** We make the panels to your specification - mechanical processing, painting and printing.
- **Practical:** We make the job easier for you - if you wish we will also fit the accessories.

19" front panels with holes for handles



00592006



BZA42371

- 19" front panels have additional holes for mounting of handles

Delivery comprises

Item	Qty	Description
1	1	19" front panel, Al

Order Information

Height	H	D	E	Front panel, 4 mm, anodised	Front panel, 3 mm, pre-anodised, cut edges plain
U	mm	mm	mm	Part no.	Part no.
1	43.6	31.7	25	40304-050	30219-161
2	88.1	76.2	55	40304-051	30219-162
3	132.5	57.1	88	40304-052	30219-163
4	177.0	101.6	120	40304-053	30219-164
5	221.4	146.0	180	40304-054	30219-165
6	265.9	190.4	180	40304-055	30219-166

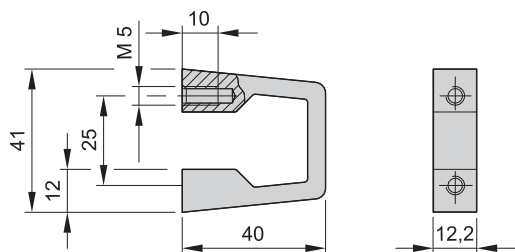
Note

- 19" assembly kit, see page 3.17
- Front panel processing to your instructions under www.frontpanelexpress.eu

Cabinet Accessories – Mechanics

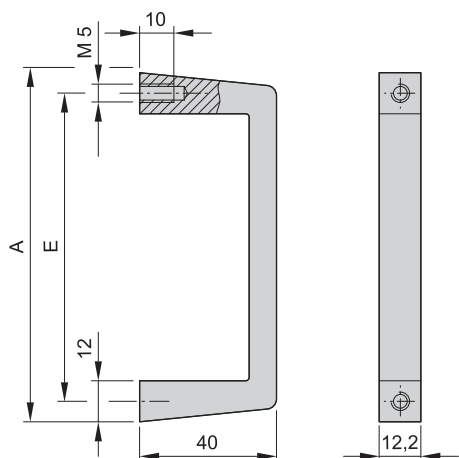
Front handle, one-piece, width 12.2 mm

1 U



BZA42316

2 U ... 6 U



BZA42327

- Static load-carrying capacity 30 kg/pair

- Bolted from rear

Delivery comprises

Item	Qty	Description
1	1	Front handle, Al extrusion, anodised

Order Information

Height	A	E	clear anodised Part no.	black anodised Part no.
U	mm	mm		
1	41	25	10501-116	–
2	69	55	10501-004	10501-025
3	102	88	10501-005	10501-026
4	132	120	10501-006	10501-027
5	194	180	10501-007	10501-028
6	249	235	10501-008	10501-029

Accessories

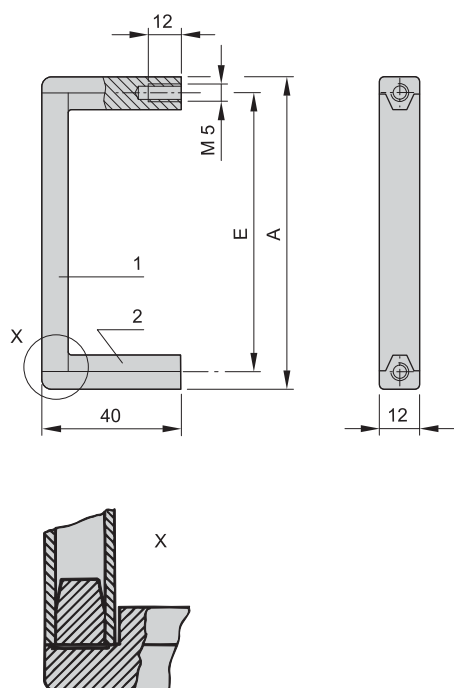
Panhead screw pozidrive self-locking, M5 × 12, zinc-plated, PU 100 pieces	21100-788
---	------------------

Delivery is exclusively in Standard Pack Quantity (SPQ): Minimum order quantity 10 front handles or a multiple thereof

Note

- Please order panhead screws separately

Front handle, multi-part, width 12 mm



A3-227

- Static load-carrying capacity 10 kg/pair

- In three parts, middle section in Al extrusion, end pieces in glass fibre reinforced plastic

- Bolts on from front

Delivery comprises (kit)

Item	Qty	Description
1	1	Front handle, AL extrusion, anodised
2	2	End piece, PA, black

Order Information

Height	A	E	Part no.
U	mm	mm	
3	102	88	10502-057
4	134	120	10502-059
5	194	180	10502-063
6	249	235	10502-065

Accessories

Panhead screw pozidrive self-locking, M5 × 12, zinc-plated, PU 100 pieces	21100-788
---	------------------

Delivery is exclusively in Standard Pack Quantity (SPQ): Minimum order quantity 10 front handles or a multiple thereof

Note

- Please order panhead screws separately

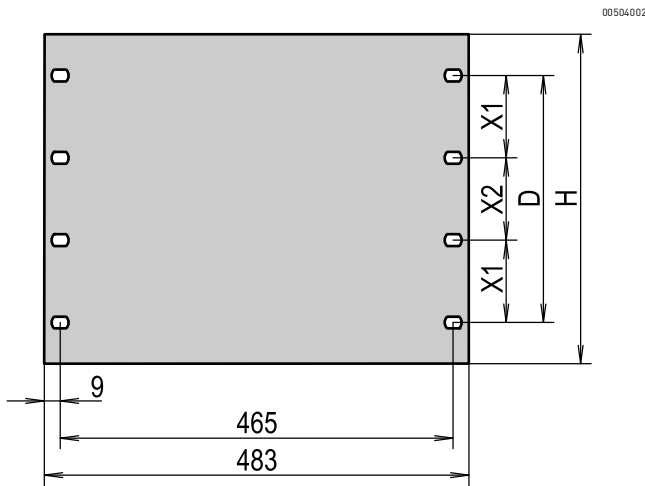
Cabinet Accessories – Mechanics

19" front panels

- Al anodised, colours light grey (RAL 7035) or black grey (RAL 7021)

Delivery comprises

Item	Qty	Description
1	1	19" front panel, Al, 3 mm/4 mm



Order Information

Height	H	D	X1	X2	Mounting holes	3 mm thick, RAL 7021	3 mm thick, RAL 7035	3 mm, Al anodised, cut edges plain	4 mm, Al anodised
U	mm	mm	mm	mm	pieces	Part no.	Part no.	Part no.	Part no.
1	43.6	31.7	-	-	4	30118-948	30118-299	30219-098	40304-074
2	88.1	76.2	-	-	4	30118-949	30118-301	30219-101	40304-075
3	132.5	57.1	-	-	4	30118-950	30118-302	30219-104	40304-076
4	177.0	101.6	-	-	4	30118-951	30118-303	30219-107	40304-077
5	221.4	146.0	-	-	4	30118-952	30118-304	30219-110	40304-078
6	265.9	190.4	-	-	4	30118-953	30118-305	30219-113	40304-079
7	310.3	234.9	88.9	57.1	8	30118-954	30118-306	30219-137	40304-080
8	354.8	279.4	101.6	76.2	8	30118-955	30118-307	30219-138	40304-081
9	399.2	323.8	101.6	120.6	8	30118-956	30118-308	30219-143	40304-082
10	443.7	368.3	101.6	165.1	8	30118-957	30118-309	30219-144	40304-083
Delivery: supplied loose with cabinet or frame									Part no./35

Note

- 19" assembly kit see page 3.17
- Front panel processing to your instructions under www.frontpanelexpress.eu

Cabinet Accessories – Mechanics

Clip-on 19" plastic front panels



00507003



00507004

- Simple fitting by clipping onto the 19" plane
- Attractive design
- Two colors: light gray or black
- 6 U front panels can be snapped off in 1, 2 or 3 U increments without tools

Delivery includes

Item	Qty	Description
1	10	Clip-on 19" plastic front panels, ABS, antistatic, UL 94 V-0

Order Information

Height U	Height mm	Description	Part No.
1	43.6	black	D19BPT1RU
1	43.6	light grey	87927991
2	88.1	black	D19BPT2RU
2	88.1	light grey	87927992
6	270.0	black	23130-560
6	270.0	light grey	23130-561
Delivery: supplied loose with cabinet or frame			Part no./35

Cabinet Accessories – Mechanics

19" vented front panel



- Al anodised, Al untreated, light grey (RAL 7035) or black grey (RAL 7021)

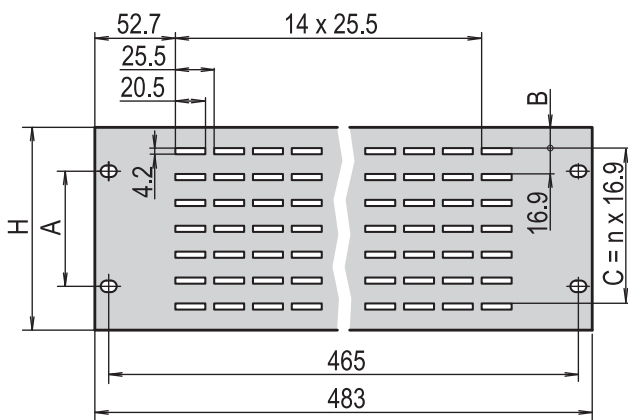
Delivery comprises

Item	Qty	Description
1	1	19" vented front panel, Al, 2.5 mm

Note

- 19" assembly kit see page 3.17

00504005



00502509

Order Information

Height	H	A	B	C	RAL 7021	RAL 7035	Al anodised	Al untreated
U	mm	mm	mm	mm	Part no.	Part no.	Part no.	Part no.
1	43.6	31.7	11.2	16.9	30118-962	30702-056	30702-047	30702-044
2	88.1	76.2	16.6	50.7	30118-963	30702-057	30702-048	30702-045
3	132.5	57.1	13.5	101.4	30118-964	30702-058	30702-049	30702-046

Delivery: supplied loose with cabinet or frame Part no./35

19" vented front grille, 2 U



02892009

Delivery comprises (kit)

Item	Qty	Description
1	1	Front grille, plastic, black
2	1	Filter
3	1	Retention bracket, St, 1 mm, hot-dip aluminized

Order Information

Description	Part no.
19" vented front grille, 2 U	60715-049
Accessories	
Replacement filter for 19" vented front grille 2 U, PU 3 pieces	60715-050
Delivery: supplied loose with cabinet or frame	Part no./35

Note

- 19" assembly kit see page 3.17

Cabinet Accessories – Mechanics

19" front panel for cable eyes



00509001

- 19" front panel to accommodate cable eyes (to mount the eyes, insert and rotate them 45°)

Delivery comprises

Item	Qty	Description
1	1	19" front panel, 1 U, St, 1.5 mm

Order Information

Height H	Height H	RAL 7021	RAL 7035
U	mm	Part no.	Part no.
1	43.6	20118-762	20118-761
Delivery: supplied loose with cabinet or frame			Part no./35

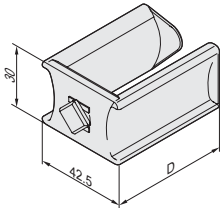
Note

- Please order cable eyes separately
- 19" assembly kit, see page 3.17



00506020

Plastic cable eyes mounted on 19" front panel



41804050

Plastic cable eye

- Simple to fit cable eyes: insert and rotate them 45°

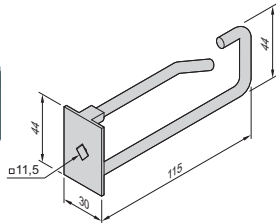
Order Information

Plastic cable eye	Part no.
Depth D = 55 mm, with clip, PU 5 pieces	60118-458
Depth D = 100 mm, with clip, PU 5 pieces	60118-459
Delivery: supplied loose with cabinet or frame	Part no./35



00506019

Steel cable eyes mounted on 19" front panel



00506050

Steel cable eye

- Simple to fit cable eyes: insert and rotate them 45°

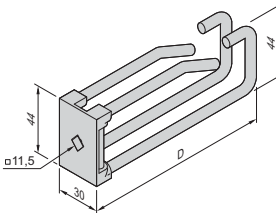
Order Information

Steel cable eye	Part no.
Round steel 5 mm, width 44 mm, depth 115 mm, PU 5 pieces	60118-457
Delivery: supplied loose with cabinet or frame	Part no./35



00509005

Rubber pad mounted on double steel cable eyes



00509050

Double steel cable eye

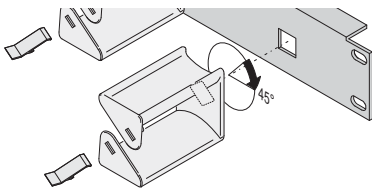
- Simple to fit cable eyes: insert and rotate them 45°

Order Information

Double steel cable eye	Part no.
Round steel 5 mm, width 44 mm, depth D = 80 mm, PU 5 pieces	60118-473
Round steel 5 mm, width 44 mm, depth D = 115 mm, PU 5 pieces	60118-474

Accessories

Rubber pad for double steel cable eye for depth D = 80 mm, PU 5 pieces	60118-475
Rubber pad for double steel cable eye for depth D = 115 mm, PU 5 pieces	60118-476
Delivery: supplied loose with cabinet or frame	Part no./35



41806051

To fix cable eye to front panel: insert and rotate it 45° (example with plastic cable eye)

Cabinet Accessories – Mechanics

19" front panel with cable ducting and cable through ducting



00506016

Delivery comprises

Item	Qty	Description
1	2	19" front panel with integrated cable ducting, St, 1.5 mm, 78 mm deep

Order Information

Height U	Height mm	Description	RAL 7035 Part no.	RAL 7021 Part no.
1	43.6	2 oval cable ducting openings, 150 x 32 mm	20118-757	20118-758
2	88.1	2 oval cable ducting openings, 150 x 76 mm	20118-759	20118-760
Delivery: supplied loose with cabinet or frame				Part no./35

Note

- 19" assembly kit, see page 3.17

19" cable through ducting

- Mounting height 1 U or 2 U

Delivery comprises

Item	Qty	Description
1	2	19" cable ducting, St, 1.5 mm

Order Information

Height U	Height mm	Description	RAL 7021 Part no.	RAL 7035 Part no.
1	43.6	Cable ducting opening 27.5 x 438 mm	20118-767	20118-734
2	88.1	Cable ducting opening 72.0 x 438 mm	20118-768	20118-736
Delivery: supplied loose with cabinet or frame				Part no./35

Note

- 19" assembly kit see page 3.17

01696006

Cabinet Accessories – Mechanics

19" cable ducting with brush strip



- Mounting height 1 U
- No threading necessary

Delivery comprises

Item	Qty	Description
1	2	Al extrusion with brush strip (plastic, black), crimped

Order Information


Description	Part no.
19" cable ducting with brush strip	60118-437
Delivery: supplied loose with cabinet or frame	Part no./35

Note

- 19" assembly kit see page 3.17

01604007

19" cable tray, 2 U



- Load-carrying capacity 15 kg
- Installation height 2 U
- Depth adjustable in 25 mm grid increments, forward protrusion min. 91 mm, max. 191 mm

Delivery comprises (Kit)

Item	Qty	Description
1	1	19" cable tray, 2 U, St, 1.5 mm
2	2	Mounting bracket, St, 1.5 mm

Order Information

Width mm	Depth mm	RAL 7021 Part no.	RAL 7035 Part no.
430	450	20118-795	20118-794
Delivery: supplied loose with cabinet or frame			Part no./35

00507001

Note

- 19" assembly kit see page 3.17

Cabinet Accessories – Mechanics

Cable manager, horizontal



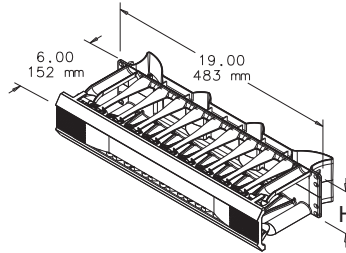
Front

40011010



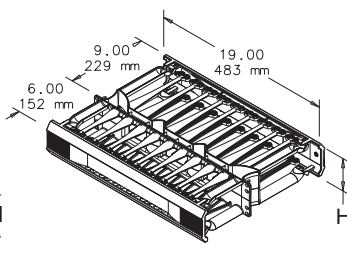
Front and rear

40011006



Front

89073653




Front and rear

89073654



Application

40011009



Cable manager with hinged cover

40011007



Top view, cable manager with cable fingers front and rear

40011008

- Excellent horizontal cable ducting for large cable volumes
- The cables are held with robust, rounded cable fingers
- Quick access to cables (cover hinges upwards, downwards or comes off completely)
- Simple to fit: clip in then screw down
- 1 and 2 U versions
- Versions for front and rear cable routing
- Optimal cabling from horizontal to vertical

NEW

Delivery comprises

Item	Qty	Description
1	1	Cable manager, plastic, black
2	1	Fitting material with user manual

Order Information

Description	Height H U	Width mm	Depth mm	Part no.	
					mm
Front	1	44,5	483.00	152 mm	DCHS1
Front	2	88,9	483.00	152 mm	DCHS2
Front and rear	2	88,9	483.00	229 mm + 152 mm	DCHD2

Note

- 19" assembly kit see page 3.17

Cabinet Accessories – Mechanics

19" equipment shelf, 1 U



00508007

- Static load-carrying capacity 5 kg
- Mounting height 1 U

Delivery comprises

Item	Qty	Description
1	1	Equipment shelf, St, 1.5 mm

Order Information

Width mm	Depth mm	AlZn Part no.	RAL 7021 Part no.	RAL 7035 Part no.
447	390	20118-781	20118-782	20118-783
Delivery: supplied loose with cabinet or frame				Part no./35

- 19" assembly kit, see page 3.17

19" equipment shelf, 2 U



00508003

- Static load-carrying capacity 10 kg
- Mounting height 2 U

Delivery comprises

Item	Qty	Description
1	1	Equipment shelf, St, 1.5 mm

Order Information

Width mm	Depth mm	RAL 7021 Part no.	RAL 7035 Part no.
447	238	20118-784	20118-785
Delivery: supplied loose with cabinet or frame			Part no./35

- 19" assembly kit, see page 3.17

19" equipment shelf, depth-adjustable, 2 U



00508010

- Static load-carrying capacity 15 kg
- Installation height 2 U
- Depth adjustable in 25 mm grid increments, forward protrusion min. 26 mm

Delivery comprises (kit)

Item	Qty	Description
1	1	Equipment shelf, St, 1.5 mm
2	2	Mounting bracket with assembly kit, St, 1.5 mm

Order Information

Width mm	Depth mm	RAL 7021 Part no.	RAL 7035 Part no.
430	250	20118-786	
430	300	20118-787	20118-790
430	400	20118-788	20118-791
Delivery: supplied loose with cabinet or frame			Part no./35

- 19" assembly kit, see page 3.17

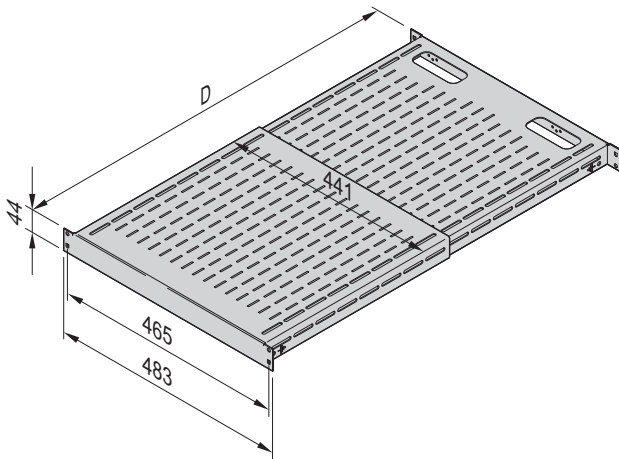
Cabinet Accessories – Mechanics

19" shelf, stationary, depth-adjustable, 1 U



Shelf with variable mounting dimensions

40011016



89073664

- Static load-carrying capacity 68 kg
- Mounting height 1 U
- For mounting on four 19" posts or four 19" panel/slide mounts
- Variable mounting dimensions (depth-adjustable from 19" angle to 19" angle)
- 2 versions
 - Mounting dimensions 495 ... 851 mm
 - Mounting dimensions 792 ... 1151 mm
- 2 oval cut-outs for cable ducting
- Colour black, RAL 9005

NEW

Delivery comprises

Item	Qty	Description
1	1	Shelf, depth-adjustable, width 19", RAL 9005 (black); shelf is suspended on 19" upright or 19" panel/slide mount
2	1	Fitting material with user manual

Order Information

19" shelf, stationary, depth-adjustable, 1 U	Part no.
Mounting dimensions D 495 ... 851 mm	D19FVT69B
Mounting dimensions D 792 ... 1151 mm	D19FVT912B

Note

- 19" assembly kit see page 3.17

Cabinet Accessories – Mechanics

19" drawer



- Height 1, 2 or 3 U
- Static load-carrying capacity 15 kg
- Optional writing surface

Delivery comprises (assembled)

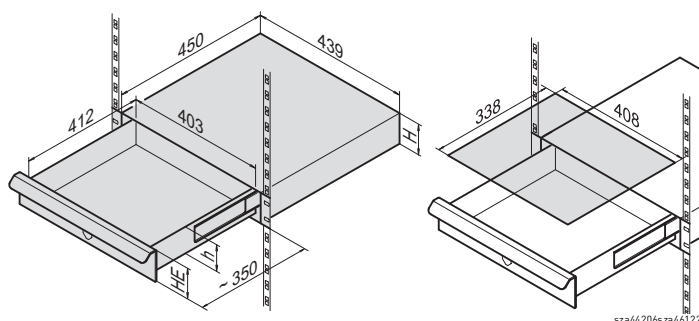
Item	Qty	Description
1	1	19" drawer with lock (2 keys)
1	2	Assembly kit

Order Information

U	Height		Front panel	Front panel	Front panel
	mm	mm	anodised	RAL 7021	RAL 7035
			Part no.	Part no.	Part no.
1	41.6	30	20110-061	20110-180	20110-054
2	86.0	73	20110-062	20110-181	20110-055
3	130.5	117	20110-063	20110-182	20110-056

Accessories

Writing surface for 19" drawer	St, 1 mm, RAL 7035, 1 piece	20110-060
Delivery: supplied loose with cabinet or frame		Part no./35



19" drawer

Writing surface

19" keyboard drawer, 2 U



- For keyboards up to 425 mm width, 210 mm depth, 45 mm height
- IP 40 when closed

Delivery comprises

Item	Qty	Description
1	1	Keyboard drawer with hinged front panel, Al, anodised (incl. locking)
2	2	Telescopic slide, St, zinc-plated
3	1	Keyboard chassis, St, 2.5 mm, RAL 7030
4	2	Front horizontal rail, Al extrusion, anodised

Order Information

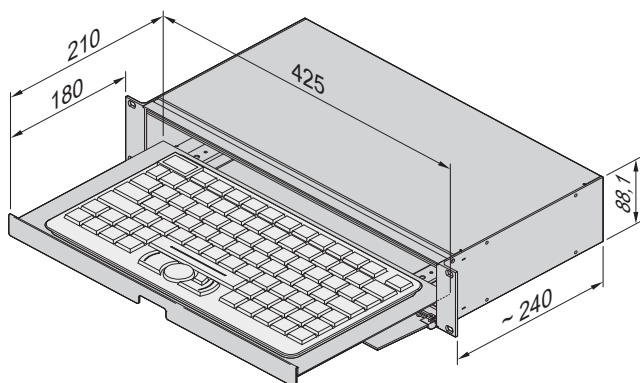
Description	Part no.
19" keyboard drawer, 2 U	10822-009

Accessories

Lock for 19" keyboard drawer	1 × lock incl. 2 keys	60126-118
Delivery: supplied loose with cabinet or frame		Part no./35

Note

- Without keyboard
- 19" assembly kit, see page 3.17



Cabinet Accessories – Mechanics

19" distribution field, Cat 6



01604002

Distribution field Cat 6

- 1 U distribution field with 24 x RJ45 ports
- For use in communications networks, in accordance with ISO/IEC 11801 (as at 03/95)
- Meets the specifications for EN 50 173 (as at 07/95)
- Easy to fit thanks to dual insulation displacement technique (LSA+/110)
- Case can be opened and closed without tools, with quick-release fastener

Delivery comprises (assembled)

Item	Qty	Description
1	1	19" case, shielded, St, RAL 7035, 1 U, with earthing stud
2	3	Backplanes with 8 x dual insulation displacement technique for AWG 22--24 cables and 8 x RJ45 sockets
3	24	Cable ties

Order Information

Description	Part no.
19" distribution field, Cat 6	60118-435
Delivery: supplied loose with cabinet or frame	Part no./35

Note

- 19" assembly kit see page 3.17

Document pocket



00506004 00506005

Steel, DIN A4

Plastic, DIN A4

- For storage of documents and circuit diagrams
- Assembly with double sided adhesive tape

Delivery comprises

Item	Qty	Description
1	1	Document pocket
2	1	Adhesive tape

Order Information


Description	Dimensions H x W x D mm	Part no.
Steel, DIN A4, RAL 7035	180 x 336 x 34	21126-271
Plastic, DIN A4, grey	195 x 356 x 21	60100-302
Plastic, DIN A3, grey	305 x 305 x 25	ADP2
Delivery: supplied loose with cabinet or frame		Part no./35



00506006

Plastic, DIN A3

Cabinet Accessories – Mechanics



19" mounting tray for LSA+

- Mounting height 3 U
- For retention of up to 15 LSA+ guide rails

Delivery comprises (kit)

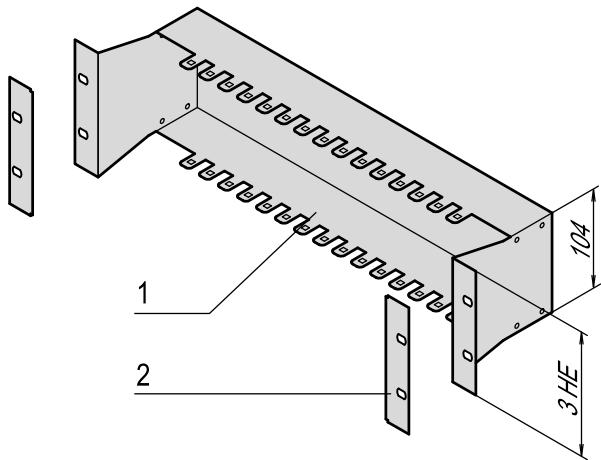
Item	Qty	Description
1	1	19" mounting tray, St, 1.5 mm, finish AlZn
2	2	Flange cover, Al, anodised

Order Information

Description	Part no.
19" mounting tray for LSA+	21493-079
Delivery: supplied loose with cabinet or frame	Part no./35

Note

- 19" assembly kit see page 3.17



00506008

VTA45668

19" mounting bracket



- Mounting height 1 U
- For fixing cable channels and system rails (e.g. LSA+ or Infra+)
- Mounting plane set back by optionally 70 or 170 mm relative to the 19" plane

Delivery comprises

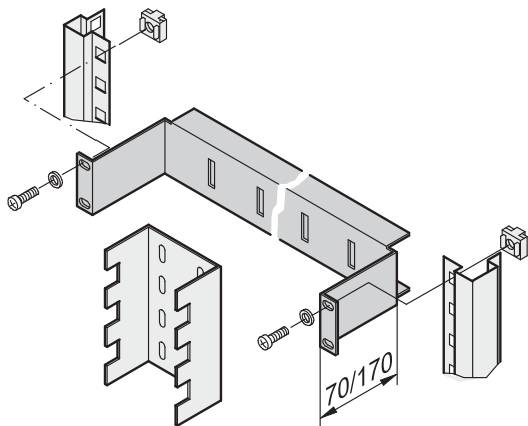
Item	Qty	Description
1	1	19" mounting bracket, St, 1.5 mm, RAL 7035

Order Information

Description	Depth mm	Part no.
19" mounting bracket	70	30118-802
19" mounting bracket	170	30118-803
Delivery: supplied loose with cabinet or frame		Part no./35

Note

- 19" assembly kit see page 3.17

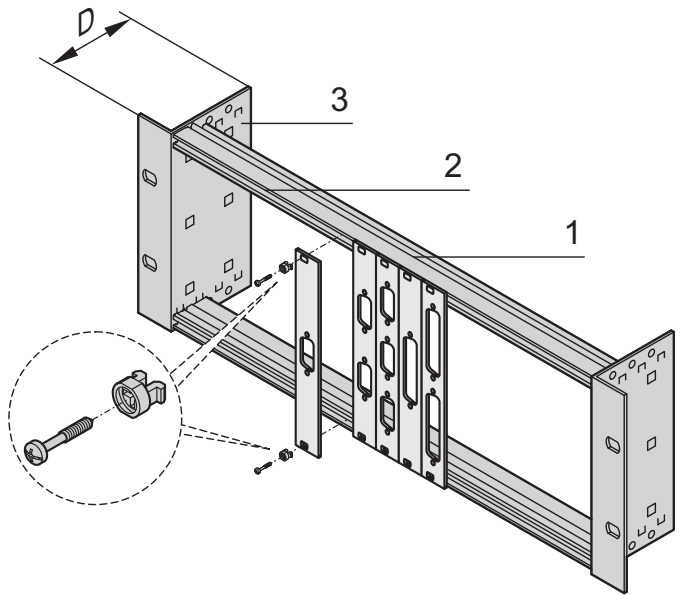


00506007

SC30

Cabinet Accessories – Mechanics

19" module support, 3 U



- For assembly of partial width front panels with SUB-D-, ST type 3 or FDDI cut-outs
- Available in two versions
 - without strain relief rail
 - with strain relief rail
- Optional front panels, Al, 2.5 mm, RAL 7035

Delivery comprises (kit)

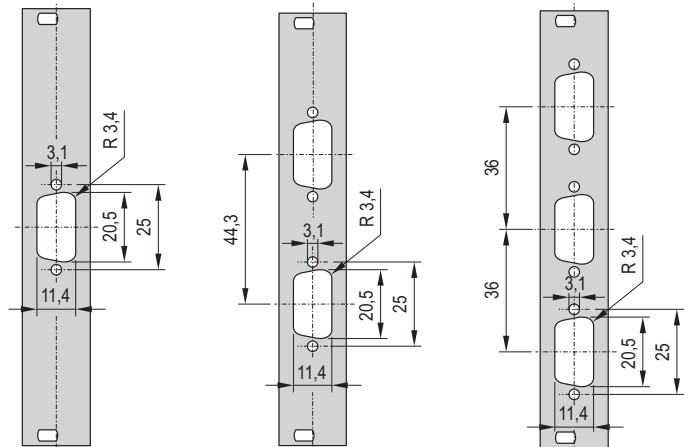
Item	Qty	Description
1	1	19" module support, 3 U, Al
2	2	Threaded inserts with thread M2.5
3	2	Gland plate, St, 1 mm, RAL 7035
4	1	Strain relief rail, St, 1.5 mm, RAL 7035 (only for version with strain relief)
5	1	Assembly kit

Order Information

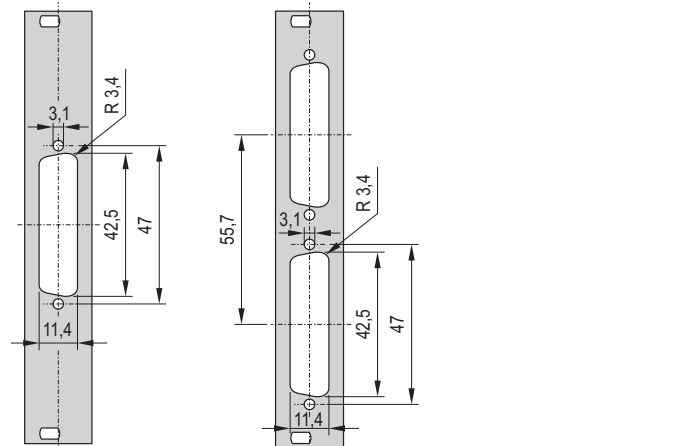
Description	Height U	Depth D mm	Part no.
19" module support without strain relief	3	40	20118-630
19" module support with strain relief	3	115	20118-631

Accessories

Front panel 3 U, 4 HP, 1 piece	30118-328
Front panel 3 U, 7 HP, 1 piece	30118-329
Front panel 3 U, 14 HP, 1 piece	30118-330
Front panel 3 U, 28 HP, 1 piece	30118-331
Front panel Sub-D 9-pin 3 U, 4 HP, cut-out 1 x 9-pin, 1 piece	30118-338
Front panel Sub-D 9-pin 3 U, 4 HP, cut-out 2 x 9-pin, 1 piece	30118-336
Front panel Sub-D 9-pin 3 U, 4 HP, cut-out 3 x 9-pin, 1 piece	30118-332
Front panel Sub-D 25-pin 3 U, 4 HP, cut-out 1 x 25-pin, 1 piece	30118-334
Front panel Sub-D 25-pin 3 U, 4 HP, cut-out 2 x 25-pin, 1 piece	30118-335
Quick release fastener for front panel assembly, PU 100 pieces	21100-586
Delivery: supplied loose with cabinet or frame	Part no./35



Front panel Sub-D 9-pin



Front panel Sub-D 25-pin

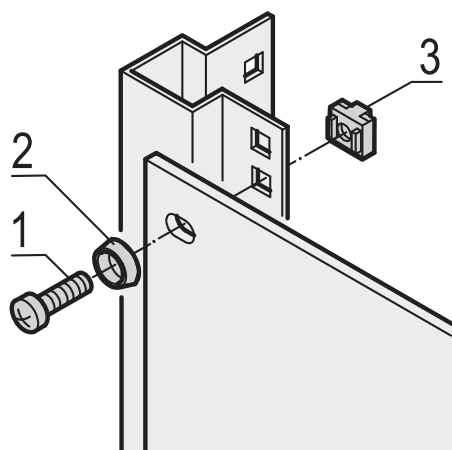
Note

- Please order front panels or quick-release fastener separately
- 19" assembly kit, see page 3.17
- Front panel processing to your instructions under www.frontpanelexpress.eu

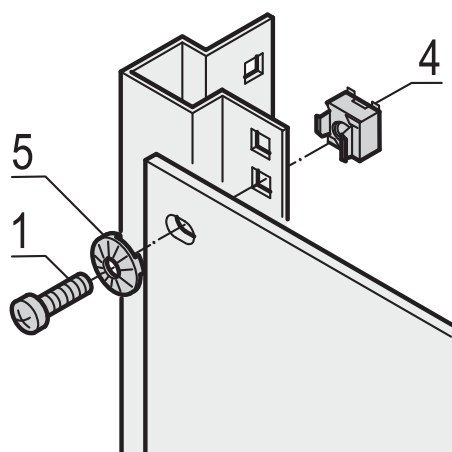
FRONT PANEL
EXPRESS

Cabinet Accessories – Mechanics

19" assembly kit M6



Without GND/earthing



With GND/earthing

- For mounting of front panels, distribution fields or other components on the frame, slide mounts or depth members with square cut-outs
- For standard GND/earthing use a GND/earthing nut and a nomel washer on at least one attachment point

Delivery comprises

Item	Description
1	Panhead screw, M6 x 16, St, zinc-plated
2	Plastic washer, black
3	Cage nut, M6, St, zinc-plated
4	GND/earthing cage nut, M6, St, zinc-plated
5	Nomel washer, St, zinc-plated, internal diameter 6.1 mm, external diameter 12.2 mm

Order Information

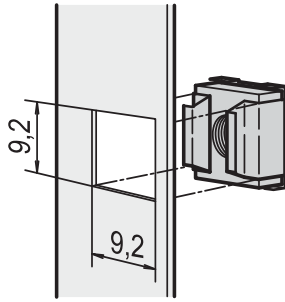
Item	Description	Qty/PU	Part no.
1+2+3	19" assembly kit (screw, washer, nut)	4	21190-095
1+2+3	19" assembly kit (screw, washer, nut)	32	21190-435
1+2+3	19" assembly kit (screw, washer, nut)	50	21101-809
1+2+3	19" assembly kit (screw, washer, nut)	100	21101-810
1	Panhead screw M6, zinc-plated	50	21100-021
1	Panhead screw M6, zinc-plated	100	21100-022
1	Panhead screw M6, zinc-plated, black	100	21100-650
2	Plastic washer	50	21100-015
2	Plastic washer	100	21100-016
3	Cage nut M6	50	21100-003
3	Cage nut M6	100	21100-004
4	GND/earthing cage nut M6	10	21120-131
4	GND/earthing cage nut M6	100	21120-132
5	Nomel washer for GND/earthing, M6	100	21101-173
Delivery: supplied loose with cabinet or frame			Part no./35

sc128

00504053

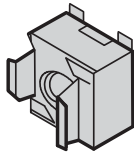
Cabinet Accessories – Mechanics

Cage nut M4/M5




Cage nut

b2a42733



GND/earthing cage nut

00503050



Nomel washer

00502512

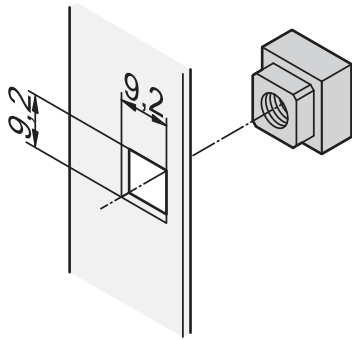
- For assembly of special parts (in square holes), which require a thread diameter of M4 or M5
- For standard GND/earthing use a GND/earthing nut and a nomel washer on at least one attachment point

Order Information

Description	Description	Qty/PU	Part no.
Cage nut M4	St, zinc-plated, for material thickness of 1.8 to 2.6 mm	50	21100-001
Cage nut M4	St, zinc-plated, for material thickness of 1.8 to 2.6 mm	100	21100-002
GND/earthing cage nut M4	St, zinc-plated, for material thickness 1.8 to 2.6 mm	10	21120-127
GND/earthing cage nut M4	St, zinc-plated, for material thickness 1.8 to 2.6 mm	100	21120-128
Nomel washer M4 for GND/earthing	St, zinc-plated, inner diameter 4.1 mm, external diameter 8 mm	100	21120-148
Cage nut M5	St, zinc-plated, for material thickness of 1.8 to 2.6 mm	50	21100-215
Cage nut M5	St, zinc-plated, for material thickness of 1.8 to 2.6 mm	100	21100-216
GND/earthing cage nut M5	St, zinc-plated, for material thickness 1.8 to 2.6 mm	10	21120-129
GND/earthing cage nut M5	St, zinc-plated, for material thickness 1.8 to 2.6 mm	100	21120-130
Nomel washer M5 for GND/earthing	St, zinc-plated, inner diameter 5.1 mm, external diameter 10.2 mm	100	21120-149
Delivery: supplied loose with cabinet or frame			Part no./35

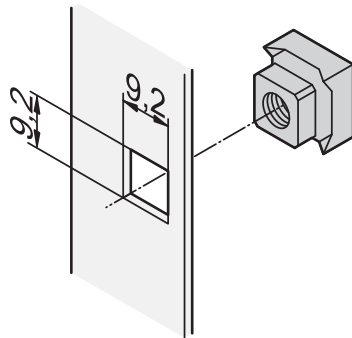
Cabinet Accessories – Mechanics

Square nut M6



Square nut

bza42735



Square GND/earthing nut

06704051

- For precise, anti-twist secure mounting without clearance
- For standard GND/earthing use a square GND/earthing nut and a nomel washer on at least one attachment point

Order Information

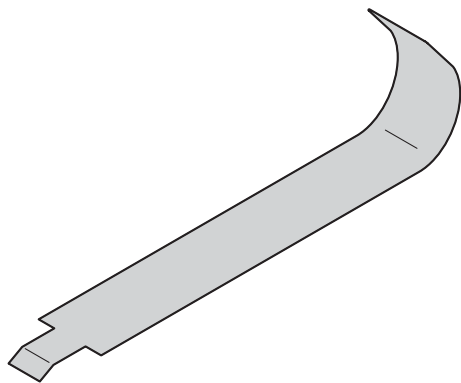
Description	Description	Qty/PU	Part no.
Square nut M6	St, zinc-plated, for material thickness of 3.7 mm	50	21100-558
Square nut M6	St, zinc-plated, for material thickness of 3.7 mm	100	21101-007
Square GND/earthing nut M6	St, zinc-plated, for material thickness of 1.5 mm	50	21101-172
Square GND/earthing nut M6	St, zinc-plated, for material thickness of 3.5 mm	50	21101-171
Nomel washer for GND/earthing, M6	St, zinc-plated, inner diameter 6.1 mm, external diameter 12.2 mm	100	21101-173
Delivery: supplied loose with cabinet or frame			Part no./35

Mounting aid for cage nuts

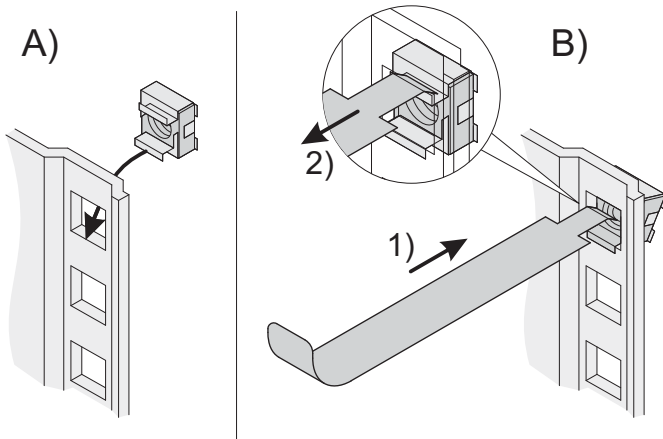
- To fit/remove cage nuts

Order Information

Description	Qty/PU	Part no.
Mounting aid for cage nuts	1	21127-990
Delivery: supplied loose with cabinet or frame		Part no./35




06708057



06708056

Cabinet Accessories – Mechanics

Sandwich cable clamping for C profiles



01695039

- Cable ducting in up to 5 planes
- For cable diameter of 4 ... 7 mm, usable width 190 mm

Delivery comprises (Kit)

Item	Qty	Description
1	6	Pressure plate, 15 x 250 mm, St, 2.5 mm, chromated and zinc-plated, bolt spacing 200 mm
2	10	Rubber strip
3	10	Spacer M6 for cable diameter of 4 ... 7 mm
4	1	Assembly kit

Order Information

Description	Part no.
Sandwich cable clamping for C profiles	20118-740
Delivery: supplied loose with cabinet or frame	Part no./35

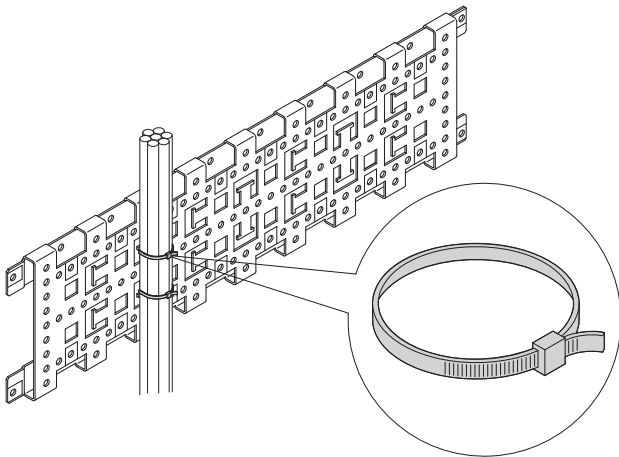
Cable ties

Delivery comprises

Item	Qty	Description
1	25	Cable tie, plastic

Order Information

Description		Part no.
Cable ties	186 mm x 5 mm	20118-352
Cable ties	360 mm x 5 mm	20118-353
Cable ties	92 mm x 2.5 mm	20118-351
Delivery: supplied loose with cabinet or frame		Part no./35



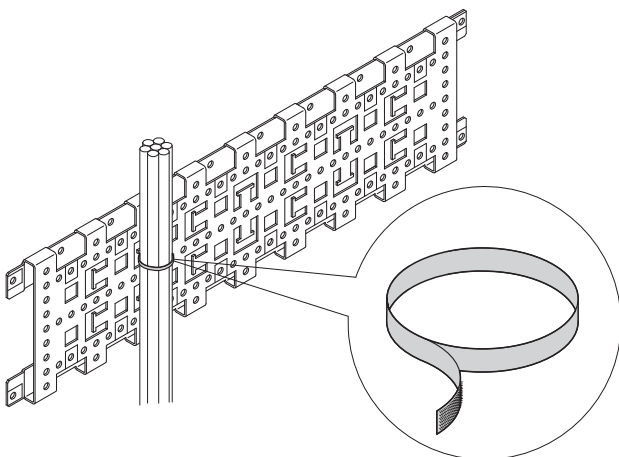
01005078

Velcro

- Length 300 mm (for cable bundles of max. 90 mm diameter)

Order Information


Description	Part no.
Velcro strip, Polyethylen/Polyamide, black, length 300 mm, PU 10 pieces	20118-624
Delivery: supplied loose with cabinet or frame	Part no./35



01005079

Cabinet Accessories – Mechanics

Cable support



Cable support with return spring

00592015

- For cable support on pull-out devices and chassis
- Cable fixing with cable ties
- 2 versions:
 - Cable support **with** return spring for a uniform cabling matched to the extraction movements
 - Cable support **without** return spring, connected directly to pull-out part

Order Information

Description	Qty/PU	Part no.
Cable support with return spring	1	20118-729
Cable support without return spring	1	20118-706
Accessories		
Cable ties 92 mm x 2.5 mm, PU 25 pieces		20118-351
Delivery: supplied loose with cabinet or frame		Part no./35

Technical data

	Cable support with return spring	Cable support without return spring
Load-carrying capacity	2 kg	5 kg
Extension length	730 mm	720 mm
Space requirement in retracted position	25 mm	25 mm
Material	St, square tube, 16 mm ² , zinc-plated	St profile, 1 mm, zinc-plated

Note

- 19" assembly kit see page 3.17



Cable support without return spring

00592016

Cable channel

- For cable ducting in lateral and rear cabinet areas
- For mounting on cabinet uprights, depth members or C-profiles

Delivery comprises

Item	Qty	Description
1	1	Cable channel, 2 m, plastic, grey

Order Information

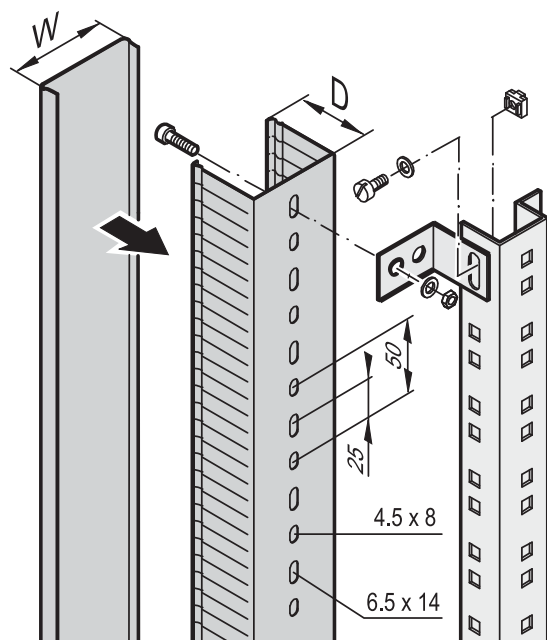
Depth D mm	Width W mm	Length mm	Part no.
60	30	2000	60103-011
60	60	2000	60103-010

Accessories

Assembly kit for cable channel (4 brackets, screws, washers, nuts, cage nuts)	21100-123
Delivery: supplied loose with cabinet or frame	Part no./35

Note

- Please order assembly kit for cable channel separately



SC78

Cabinet Accessories – Mechanics

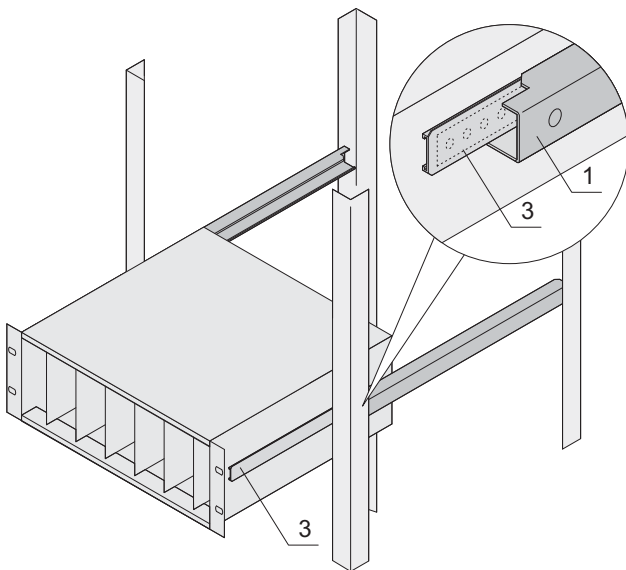
Simple telescopic slide for assembly of subracks in cabinets



06101006

- For mounting 84 HP wide subracks in the 19" plane
- Loading capacity: 25 kg per pair
- The guiding profile is matched to the fixing dimension in the cabinet (it is bolted to the 19" profile of the cabinet); the adaptor rail is matched to the depth and fixing dimension on the subrack (it is inserted into the guiding profile like a telescopic slide)
- Safety note:
No protection against extraction, no stop at full extension

Telescopic slides with guiding profile for fitting in cabinets



06108072

Delivery comprises (kit)

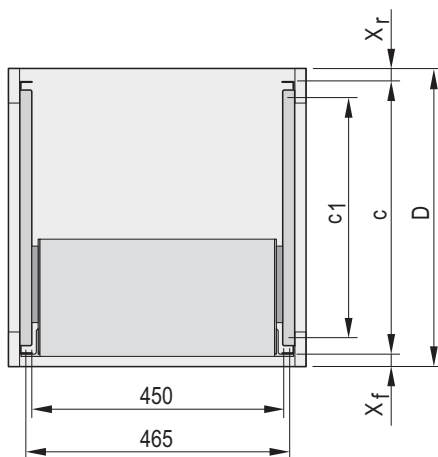
Item	Qty	Description
1	2	C-profile, Al
2	1	Assembly kit

Order Information

For cabinet range	Depth D mm	x_f mm	x_r mm	C mm	c1 mm	Part no.
VARISTAR	600	50	50	500	369	24562-464
VARISTAR	800	50	50	700	569	24562-466
VARISTAR	900	50	50	800	669	24562-467
VARISTAR	1000	50	50	900	769	24562-468
VARISTAR	1100	50	50	1000	869	24562-472
VARISTAR	1200	50	50	1100	969	24562-473
eurorack	600	60	60	480	397	24562-449
eurorack	800	60	60	680	597	24562-451
eurorack	900	60	60	780	697	24562-452
Novastar	500	33	60	407	350	24562-460
Novastar	600	33	60	507	450	24562-461
Novastar	800	33	60	707	650	24562-474
Lab rack	250	0	0	250	162	24562-446
Delivery: supplied loose with cabinet or frame						Part no./35

Note

- Adapter rail see page 3.23

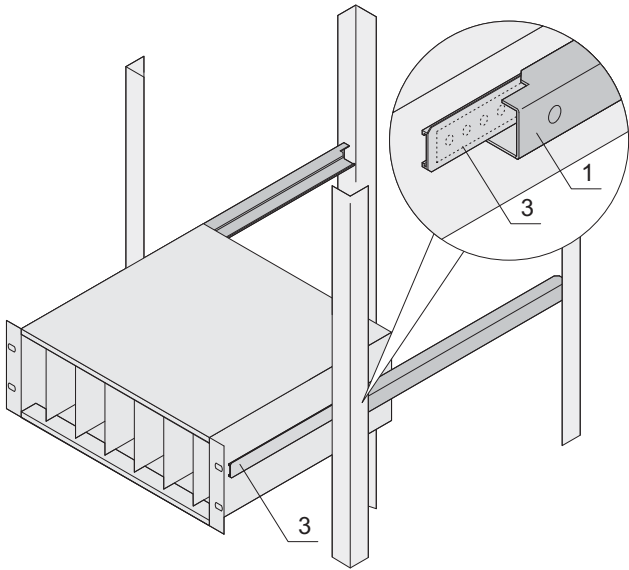


06108082

x_f , x_r : Distance of 19" plane to cabinet edge (front, rear)
 c: Distance of 19" planes from each other,
 c1: Fixing dimension of guiding profile on 19" panel/slide mounts

Cabinet Accessories – Mechanics

Telescopic slides with adaptor rail for subracks



- The rail serves for fixing the subrack on the guiding profile when mounted into a cabinet

Delivery comprises (kit)

Item	Qty	Description
3	2	Al extrusion, incl. M4 threaded insert
4	1	Assembly kit

Order Information

For subrack depth mm	Part no.
175	24562-453
235	24562-454
295	24562-455
355	24562-456
415	24562-457
475	24562-458
Delivery: supplied loose with cabinet or frame	Part no./35

Note

- Suitable guiding profile see page 3.22

06109072

Measuring tape



- Measuring tape with cm, U-, HP-division (length 2 m)
- Plastic case, metal tape measure with automatic retraction

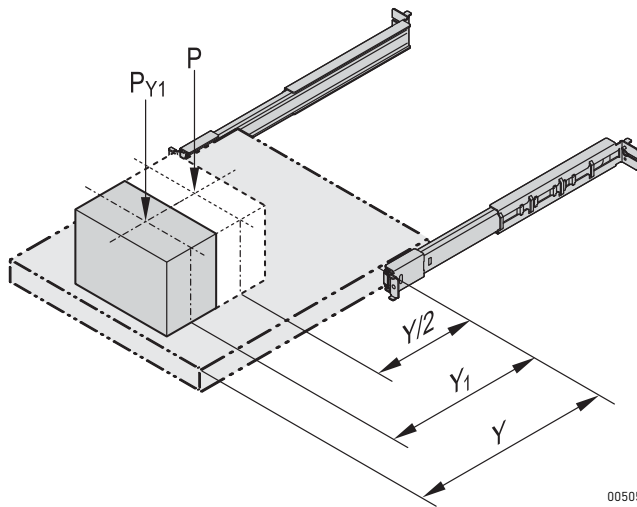
Order Information

Description	Qty/PU	Part no.
Tape measure	1	89009-001

32506001

Cabinet Accessories – Telescopic slides

Dimensioning of telescopic slides



00505053

Calculation of the load-carrying capacity

The stated load-carrying capacity P is valid provided that the centre of gravity is in the centre of the extraction ($Y/2$). For a different position of the centre of gravity (Y_1) please use the following formula:

$$\text{Load-carrying capacity } P(Y_1) = \frac{1}{2} P Y / Y_1 \text{ (but max. } P)$$

Example:

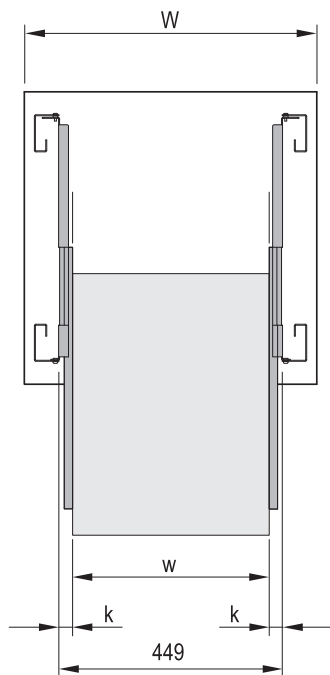
Load-carrying capacity $P = 45 \text{ kg}$,

Extension length $Y = 250 \text{ mm}$

Position of centre of gravity $Y_1 = 150 \text{ mm}$

Result:

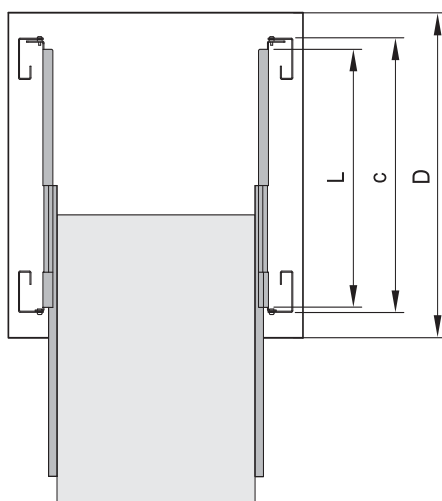
$$P(Y_1) = \frac{1}{2} P Y / Y_1 = \frac{1}{2} \times 45 \text{ kg} \times 250 / 150 = 37.5 \text{ kg}$$



00505060

Calculation of the maximum installation width (w)

For each telescopic slide the maximum installation width (w) for one shelf or drawer is given. This is the maximum clearance available between the telescopic slides when they are fitted in a 19" cabinet.



00505061

Mounting on 19" panel/slide mounts

In 19" cabinets, telescopic slides are mounted on the front and rear 19" panel/slide mounts.

The length (L) must therefore be matched with the distance between the 19" brackets (depthwise). For this the required 19" pitch (c) is given for each cabinet.

Cabinet Accessories – Telescopic slides

Telescopic slide, narrow, for subrack



- Suitable for 84 HP width subracks (type F, type H, type L)
- Locks at full extension
- Hinged
- Extension length > 100 %
- Rail width 7.5 mm
- Maximum clear width of extension/drawer w = 84 HP (435 mm)

NEW

Delivery includes

Item	Qty	Description
1	2	Telescopic slide, St, zinc-plated

Order Information

Length L	Extension length Y	Load-carrying capacity P	Part no.
mm	mm	kg	
356	See table Technical data	15	60110-441
559	See table Technical data	15	60110-440

Accessories

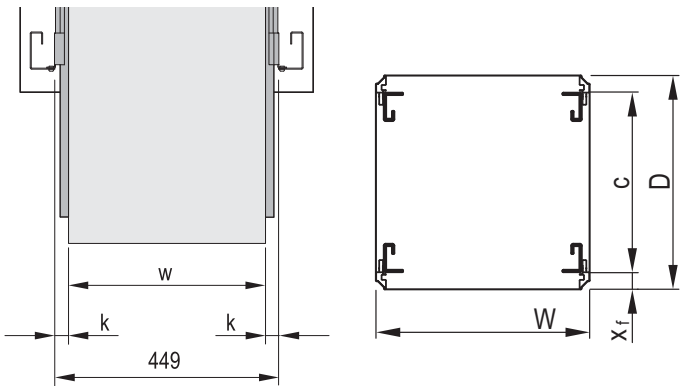
Fixing materials kit for Varistar, to mount 2 telescopic slides, PU 1 kit	21120-193
Fixing materials kit for Novastar, to mount 2 telescopic slides, PU 1 kit	21120-194
Delivery: supplied loose with cabinet or frame	Part no./35

Technical data

Length L	Extension length Y		
	Varistar SL/HD	Novastar SL	Novastar HD
mm	mm	mm	mm
356	350	362	352
559	553	565	555

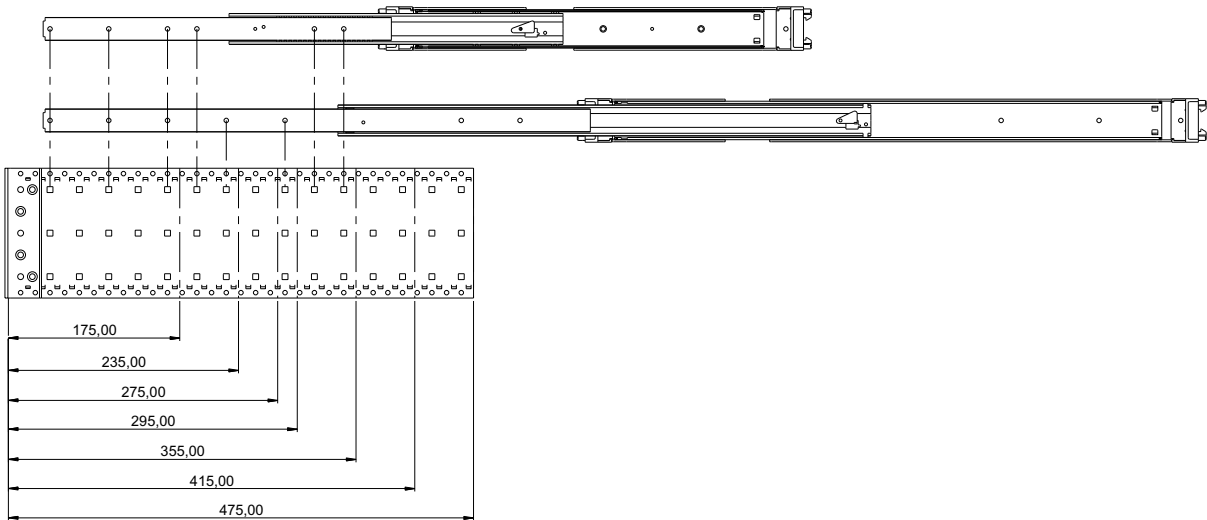
Note

- To mount on 19" plane please order assembly kit separately



k = rail width 7.5 mm,
w = max. installation width
84 HP (435 mm)

C dimensions:
Varistar 500 mm and 700 mm,
Novastar 507 mm to 707 mm



Screw-on position for telescopic slide on side panel of subrack

Cabinet Accessories – Telescopic slides

Universal telescopic slide, 1 U



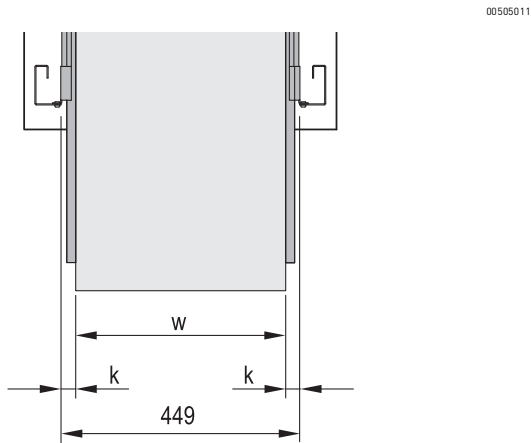
- Static load-carrying capacity per pair 23 - 39 kg
- Lateral mounting on the 19" uprights (19" plane remains free for fixing the extension/drawer)
- Can be removed
- Extension length > 100 %
- Rail width $k = 9.7 \text{ mm}$, max. installation width of extension/drawer $w = 429 \text{ mm}$

Delivery comprises

Item	Qty	Description
1	2	Telescopic slide, St, zinc-plated

Order Information

Length L	Extension length Y	Load-carrying capacity P	Part no.
mm	mm	kg	
356	381	39	20110-090
406	432	36	20110-091
457	483	34	20110-092
508	533	32	20110-093
559	584	29	20110-094
610	635	27	20110-095
660	686	23	20110-096
711	737	23	20110-097



$k = \text{rail width}$, $w = \text{max. installation width}$

Dimensions table

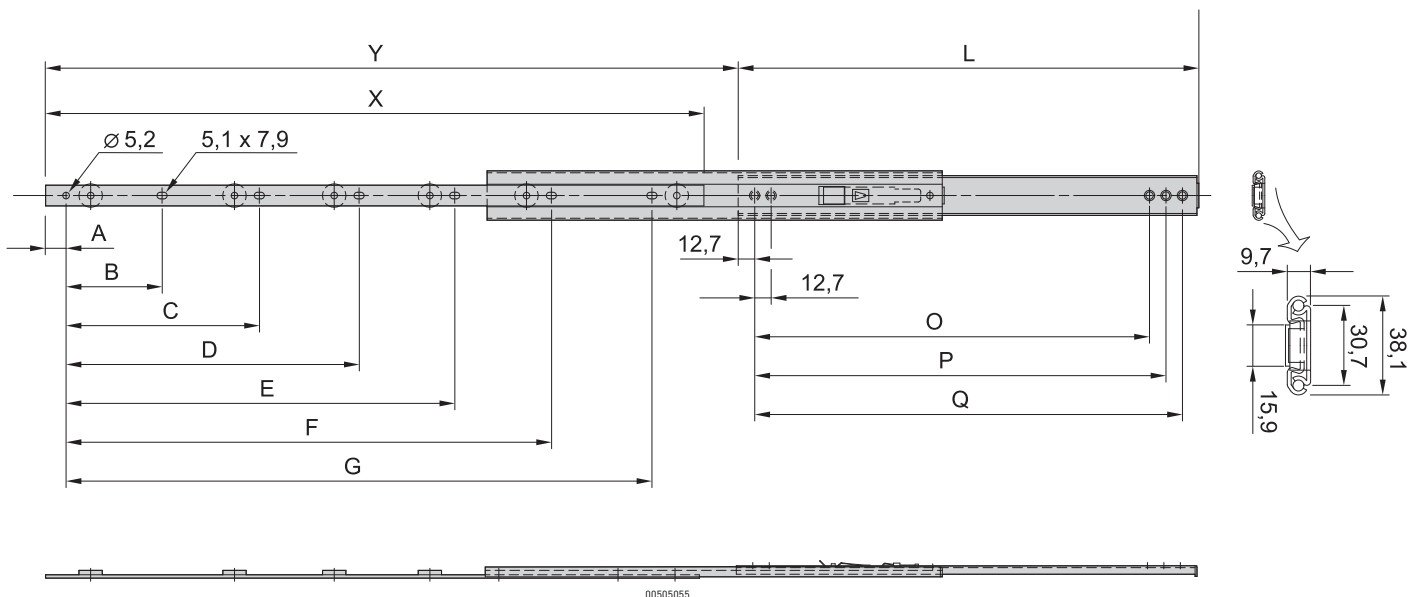
L	Internal part									External part		
	A	B	C	D	E	F	G	X	O	P	Q	
356	29.5	92.1	184.2	276.2	-	-	-	349.3	304.6	317.3	330.0	
406	29.5	92.1	184.2	276.2	-	-	-	349.3	355.4	368.1	380.8	
457	29.5	92.1	184.2	276.2	-	-	-	349.3	406.4	419.1	431.8	
508	89.9	92.1	184.2	276.2	368.3	-	-	501.7	457.4	470.1	482.8	
559	89.9	92.1	184.2	276.2	368.3	-	-	501.7	508.1	520.8	533.5	
610	89.9	92.1	184.2	276.2	368.3	-	-	501.7	558.6	571.3	584.0	
660	7.4	92.1	184.2	276.2	368.3	460.4	552.4	603.3	609.4	622.1	634.8	
711	7.4	92.1	184.2	276.2	368.3	460.4	552.4	603.3	660.2	672.9	685.6	

Accessories

Assembly kit For VARISTAR, for assembly of 2 telescopic slides, PU 1 kit	21120-158
Assembly kit For eurorack, for assembly of 2 telescopic slides, PU 1 kit	21120-159
Assembly kit for NOVASTAR, to mount 2 telescopic slides, PU 1 kit	21120-160
Delivery: supplied loose with cabinet or frame	Part no./35

Note

- To mount on 19" plane please order assembly kit separately
- Universal telescopic rails can also be fitted without additional components in non-standard applications, thus also in other than 19" cabinets



Cabinet Accessories – Telescopic slides

Universal telescopic slide, 2 U



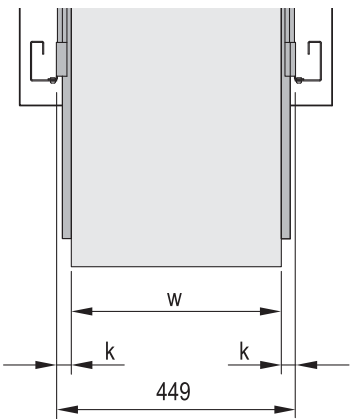
- Static load-carrying capacity per pair 46 - 61 kg
- Lateral mounting on the 19" uprights (19" plane remains free for fixing the extension/drawer)
- Locking at full extension
- Extension length > 100 %
- Rail width k = 16 mm, max. installation width of extension/drawer w = 417 mm

Delivery comprises

Item	Qty	Description
1	2	Telescopic slide, St, zinc-plated

Order Information

Length L	Extension length Y	Load-carrying capacity P	Part no.
mm	mm	kg	
305	330	61	20110-100
356	381	60	20110-101
406	432	58	20110-102
457	483	57	20110-103
508	533	55	20110-104
559	584	52	20110-105
610	635	50	20110-106
660	686	48	20110-107
711	737	46	20110-108



k = rail width, w = max. installation width

Dimensions table

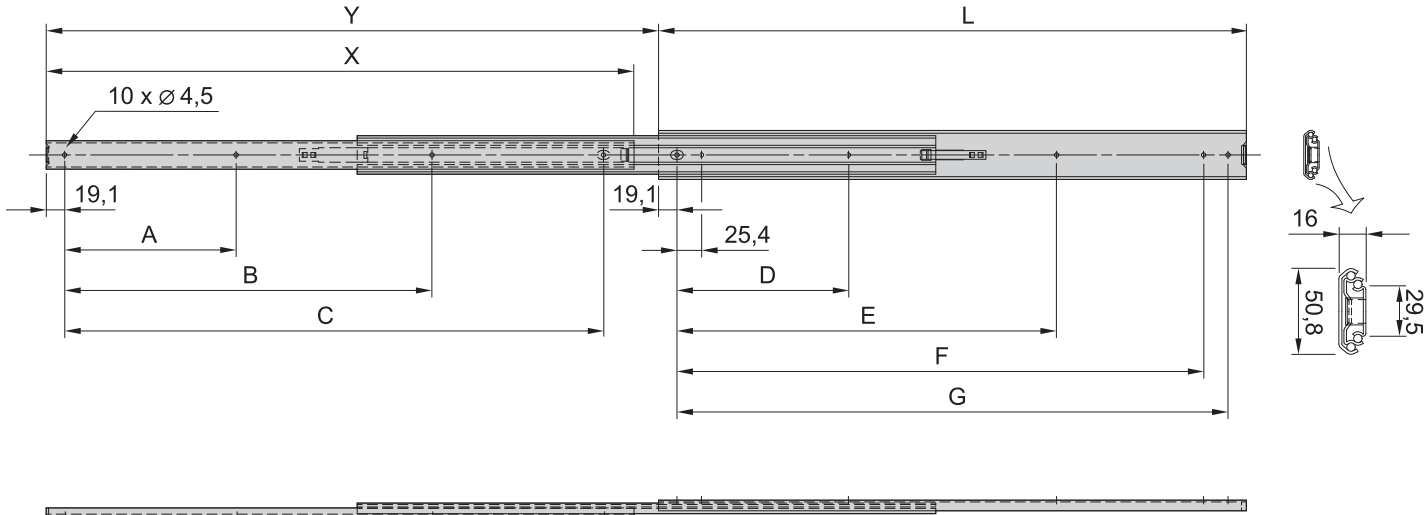
Length L	Internal part				External part			
	A	B	C	X	D	E	F	G
305	76.2	177.8	254.0	305.0	76.2	190.5	241.3	266.7
356	101.6	203.2	304.8	356.0	88.9	215.9	292.1	317.5
406	127.0	228.6	355.6	406.0	127.0	241.3	342.9	368.3
457	127.0	279.4	406.4	457.0	127.0	292.1	393.7	419.1
508	152.4	304.8	457.2	508.0	152.4	317.5	444.5	469.9
559	177.8	330.2	508.0	559.0	177.8	342.9	495.3	520.7
610	177.8	381.0	558.8	610.0	177.8	393.7	546.1	571.5
660	203.2	406.4	609.6	660.0	203.2	419.1	596.9	622.3
711	228.6	431.8	660.4	711.0	228.6	444.5	647.7	673.1

Accessories

Assembly kit For VARISTAR, for assembly of 2 telescopic slides, PU 1 kit	21120-158
Assembly kit For eurorack, for assembly of 2 telescopic slides, PU 1 kit	21120-159
Assembly kit for NOVASTAR, to mount 2 telescopic slides, PU 1 kit	21120-160
Delivery: supplied loose with cabinet or frame	Part no./35

Note

- To mount on 19" plane please order assembly kit separately
- Universal telescopic rails can also be fitted without additional components in non-standard applications, thus also in other than 19" cabinets



Cabinet Accessories – Telescopic slides

Slim universal telescopic slide, 2 U



- Static load-carrying capacity per pair 46 - 57 kg
- Lateral mounting on the 19" uprights (19" plane remains free for fixing the extension/drawer)
- Locking at full extension
- Extension length > 110 %
- Rail width $k = 9.7$ mm,
max. installation width of extension/drawer $w = 429$ mm

Delivery comprises

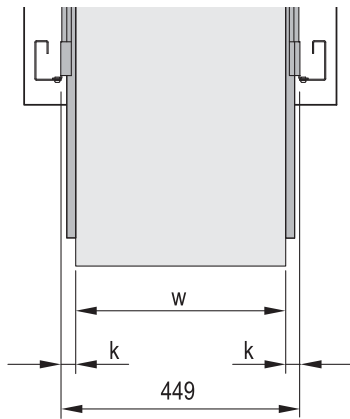
Item	Qty	Description
1	2	Telescopic slide, St, zinc-plated

Order Information

Length L	Extension length Y	Load-carrying capacity P	Part no.
mm	mm	kg	
356	432	57	20110-071
406	483	55	20110-072
457	533	55	20110-073
508	584	55	20110-074
559	635	46	20110-075
584	660	46	20110-076
610	686	46	20110-077

Accessories

Assembly kit for VARISTAR, for assembly of 2 telescopic slides, PU 1 kit	21120-161
Assembly kit for eurorack, for assembly of 2 telescopic slides, PU 1 kit	21120-162
Telescopic slides mounting kit for NOVASTAR, to mount 2 telescopic slides, PU 1 kit	21120-163
Delivery: supplied loose with cabinet or frame	Part no./35



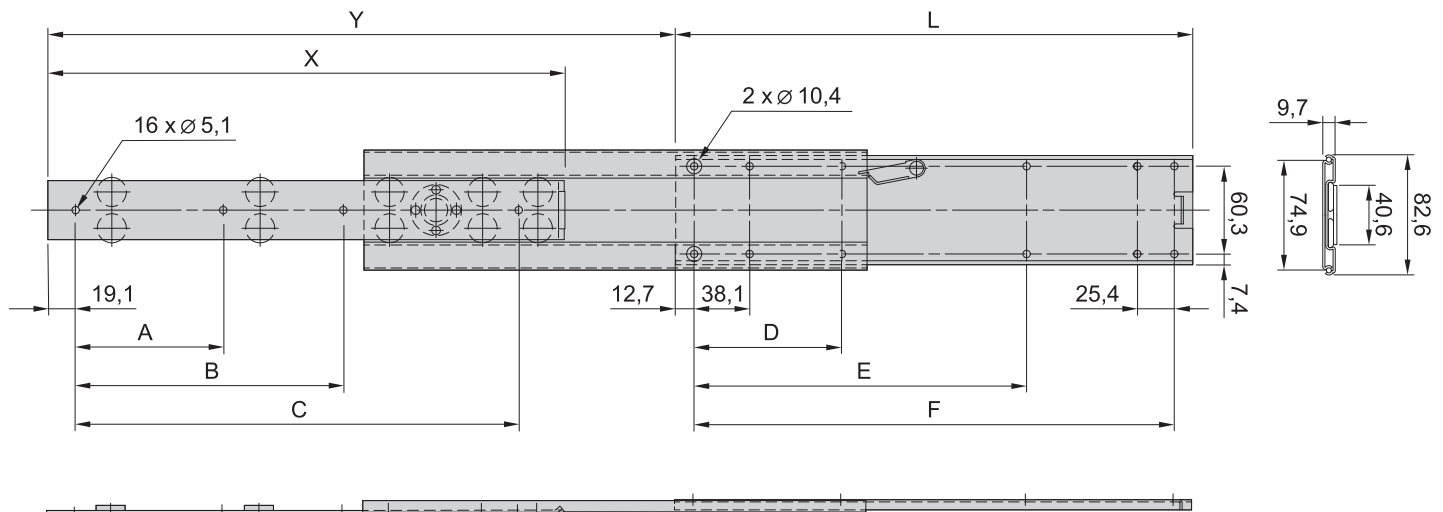
k = rail width, w = max. installation width

Dimensions table

Length L	Internal part				External part		
	A	w	C	X	D	E	F
356	101.6	184.2	304.8	356.0	101.6	228.6	330.2
406	127.0	209.6	355.6	406.0	127.0	254.0	381.0
457	127.0	235.0	406.4	457.0	152.4	279.4	431.8
508	152.4	260.4	457.2	508.0	152.4	330.2	482.6
559	203.2	412.8	508.0	559.0	177.8	355.6	533.4
584	203.2	431.8	533.4	584.0	177.8	381.0	558.8
610	203.2	438.2	558.8	610.0	203.2	381.0	584.2

Note

- To mount on 19" plane please order assembly kit separately
- Universal telescopic rails can also be fitted without additional components in non-standard applications, thus also in other than 19" cabinets



Cabinet Accessories – Telescopic slides

Heavy load universal telescopic slide, 2 U

- Static load-carrying capacity per pair 72 - 100 kg
- Lateral mounting on the 19" uprights (19" plane remains free for fixing the extension/drawer)
- End stop damped
- Extension length > 100 %
- Rail width $k = 19.1 \text{ mm}$,
max. installation width of extension/drawer $w = 411 \text{ mm}$

Delivery comprises

Item	Qty	Description
1	2	Telescopic slide, St, zinc-plated

Order Information

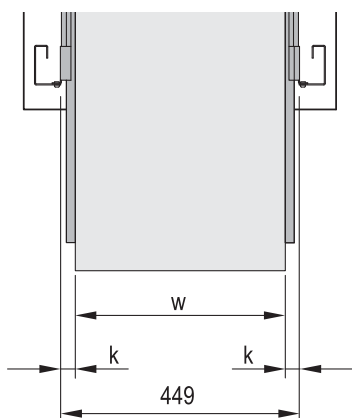
Length L	Extension length Y	Load-carrying capacity P	Part no.
mm	mm	kg	
300	473	77	20110-190
350	573	83	20110-191
400	423	88	20110-192
450	473	94	20110-193
500	523	100	20110-194
550	573	94	20110-195
600	623	88	20110-196
700	723	72	20110-198

Accessories

Assembly kit for VARISTAR, for assembly of 2 telescopic slides, PU 1 kit	21120-164
Assembly kit for eurorack, for assembly of 2 telescopic slides, PU 1 kit	21120-165
Assembly kit for NOVASTAR, to mount 2 telescopic slides, PU 1 kit	21120-166
Delivery: supplied loose with cabinet or frame	Part no./35

Note

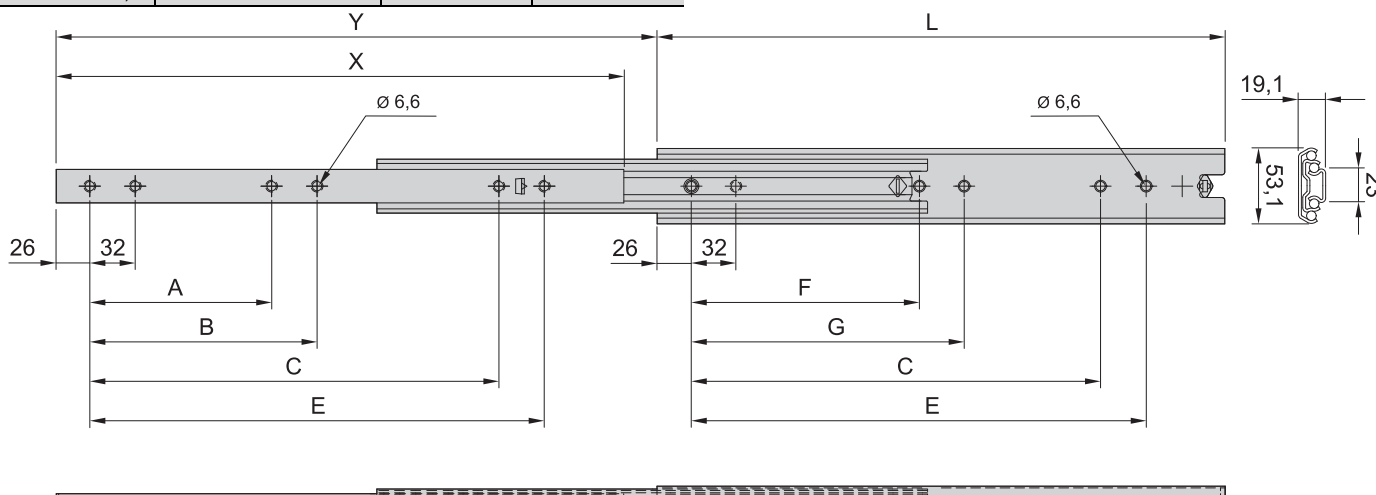
- To mount on 19" plane please order assembly kit separately
- Universal telescopic rails can also be fitted without additional components in non-standard applications, thus also in other than 19" cabinets



k = rail width, w = max. installation width

Dimensions table

Length L	Y	Inner part (mm)			External part (mm)			
		A	B	X	C	E	F	G
300	473.5	-	-	300	192	224	-	-
350	573.5	-	-	350	224	256	-	-
400	423,5	128	160	400	288	320	160	192
450	473.5	128	160	450	320	352	160	192
500	523,5	160	192	500	384	416	192	224
550	573.5	160	192	550	416	448	192	224
600	623,5	192	256	600	480	512	256	288
650	673.5	192	256	650	544	576	256	288
700	723,5	256	288	700	576	608	288	320



Cabinet Accessories – Electrics

Cabinet light for 19" assembly



00504006

- With mains on/off switch
- Mounting height 1 U

Delivery comprises

Item	Qty	Description
1	1	19" cabinet light with fluorescent tube and mains switch, 1 U, IEC 60320 C14 plug
1	1	Assembly kit

Order Information

Description	Part no.
Cabinet light for 19" assembly	20118-746
Accessories	
Equipment cable, BS British Standard plug, IEC 60320 C13 socket, 2.5 m, 1 piece	60103-137
Mains cable, IEC IEC 60320 C14 plug, IEC 60320 C13 socket, 2.5 m, 1 piece	60197-053
Equipment cable, SCHUKO/UTE SCHUKO/UTE plug, IEC 60320 socket, 2.5 m, 1 piece	62150-191
Door contact switch, cabled SCHUKO/UTE, "German 3-wire", earthed/grounded plug, IEC 60320 C13 socket, 1 piece	20118-753
Delivery: fitted in cabinet or on frame	Part no./05
Delivery: supplied loose with cabinet or frame	Part no./35

Technical data

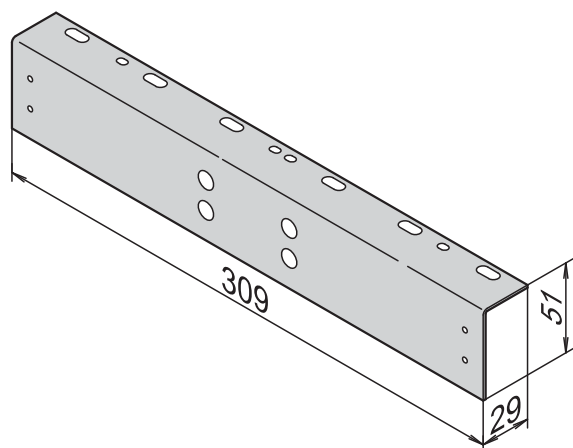
Mains/line voltage	230 V _{AC}
Performance	14 W
Illuminant	Fluorescent tube T8, base G13, diameter 26 mm, length 360 mm
Connection	IEC 60320 C14 plug
Assembly	19" plane
Dimensions	Height 40 mm, width 483 mm, depth 100 mm

Note

- Please order mains cable or door contact switch separately

Cabinet Accessories – Electrics

Cabinet light for frame assembly



01695011

SZA45584

- With mains on/off switch
- VDE approved, non-interference

Delivery comprises

Item	Qty	Description
1	1	Incandescent light (plastic case) with connecting cable, IEC 60320 C13 plug and mains switch
2	1	Mounting angle, height 51 mm, width 309 mm, depth 29 mm
3	1	Assembly kit

Order Information

Description	Part no.
Cabinet light for frame assembly	20118-747
Accessories	
Equipment cable, BS British Standard plug, IEC 60320 C13 socket, 2.5 m, 1 piece	60103-137
Mains cable, IEC IEC 60320 C14 plug, IEC 60320 C13 socket, 2.5 m, 1 piece	60197-053
Equipment cable, SCHUKO/UTE SCHUKO/UTE plug, IEC 60320 C13 socket, 2.5 m, 1 piece	62150-191
Door contact switch, cabled SCHUKO/UTE, "German 3-wire", earthed/grounded plug, IEC 60320 C13 socket, 1 piece	20118-753
Delivery: fitted in cabinet or on frame	Part no./05
Delivery: supplied loose with cabinet or frame	Part no./35

Technical data

Mains/line voltage	230 V _{AC}
Performance	35 W
Illuminant	Light bulb S14s, diameter 30 mm, length 300 mm
Connection	IEC 60320 C14 plug
Assembly	With mounting bracket for the cabinet frame
Dimensions	Height 35 mm, width 309 mm, depth 51 mm

Note

- Please order mains cable or door contact switch separately

Cabinet Accessories – Electrics

Cabinet light for magnetic mounting



007_1000

- With mains on/off switch
- With integrated SCHUKO or UTE socket, 230 V_{AC}, 16 A

Delivery comprises

Item	Qty	Description
1	1	Cabinet light (plastic case) with connecting cable, IEC 60320 C14 plug, integrated mains switch and socket

Order Information

Description	Part no.
Cabinet light for magnet mounting with UTE socket	20118-748
Cabinet light for magnet mounting, with SCHUKO socket	20118-749

Accessories

Mains cable, BS British Standard plug, IEC 60320 C13 socket, 2.5 m, 1 piece	60103-137
Mains cable, IEC IEC 60320 C14 plug, IEC 60320 C13 socket, 2.5 m, 1 piece	60197-053
Mains cable, SCHUKO/UTE SCHUKO/UTE plug, IEC 60320 socket, 2.5 m, 1 piece	62150-191
Door contact switch, cabled SCHUKO/UTE, "German 3-wire", earthed/grounded plug, IEC 60320 C13 socket, 1 piece	20118-753
Delivery: supplied loose with cabinet or frame	Part no./35

Technical data

Mains/line voltage	230 V _{AC}
Performance	11 W
Illuminant	Compact fluorescent lamp PL-S, G23 base, diameter 13 mm, length 200 mm
Connection	IEC 60320 C14 plug
Socket	250 V _{AC} , 16 A
Assembly	Magnet
Dimensions	Height 355 mm, width 65 mm, depth 65 mm

Note

- Please order mains cable or door contact switch separately

Cabinet Accessories – Electrics

LED light for cabinet mounting



00516004

Technical data

Input	AC	DC
Input voltage	90 ... 230 V _{AC}	20 ... 60 V _{DC}
Power consumption	max. 5 W	max. 5 W
Current	max. 2.5 A / 240 V _{AC}	max. 2.5 A / 60 V _{DC}
Color	white	blue
Luminosity	400 Lm at 120° (1200 Lm at 360° or equivalent 95 W light bulb)	
Lamp type	LED, angle of radiation 120°	
Light color	Daylight, color temperature: 6000 K to 7000 K	
Service life	60000 h at +20 °C (+68 °F)	
Mounting	Magnetic mounting	
Casing	plastic, transparent	
Weight	0.2 kg 0.5 lbs	
Operating temperature	-30 to +60 °C (-22 to +140 °F)	
Storage temperature	-40 to +85 °C (-40 to +185 °F)	
Operating/Storage humidity	max. 90 % RH (non-condensing)	
Protection type	IP 20	
Protection class	II (double insulated)	III (12 V _{DC} , extra-low voltage)

- Energy efficient: consumes only 5 W
- Bright: output equivalent to 95 W
- Maintenance-free, long service life
- Easy installation with magnetic mounting
- Integrated, auto-sensing circuitry for 90 ... 260 V_{AC} or 20 ... 60 V_{DC} voltages
- Versions with on/off switch or built-in infrared motion sensor
- Optional accessories: 1 U bracket for 19" installation, clip holders for clip fixing, power cables (preassembled) and connectors (male/female)

Order Information

LED light for cabinet mounting				
Description	Input	Input voltage V	Qty/PU piece	Part no.
With IR motion sensor	AC	90 ... 260 V _{AC}	1	60118-542
With on/off switch	AC	90 ... 260 V _{AC}	1	60118-543
With IR motion sensor	DC	20 ... 60 V _{DC}	1	60118-544
With on/off switch	DC	20 ... 60 V _{DC}	1	60118-545

Accessories

Input cable for AC, length 2.0 m / 78.7 inch, 1 piece		60118-546
Input cable for DC, length 2.0 m / 78.7 inch, 1 piece		60118-547
Extension cable for AC, length 1.0 m / 39,4 inch, 1 piece		60118-548
Extension cable for DC, length 1.0 m / 39,4 inch, 1 piece		60118-549
Connection cable with IEC 60320 C18 connector for AC, length 0,5 m / 19,7 inch, 1 piece		60130-114
Female connector for AC, 1 piece		60118-550
Female connector for DC, 1 piece		60118-551
Male connector for AC, 1 piece		60118-552
Male connector for DC, 1 piece		60118-553
Bracket 19" 1 U, RAL 7021 (black) 1 piece		20118-807
Bracket 19" 1 U, RAL 7035 (grey) 1 piece		20118-808
Clip kit PU 2 pieces		20118-809

Cabinet Accessories – Electrics

Door contact switch



00505029

Delivery comprises

Item	Qty	Description
1	1	Door contact switch (without connecting cable)
2	1	PG screw fitting M20 x 1.5 for cable diameter 6 ... 12 mm
3	4	Mounting angle for cabinet assembly (VARISTAR, PROLINE, eurorack)
4	1	Assembly kit

Order Information

Description	Part no.
Door contact switch	20118-738
Delivery: fitted in cabinet or on frame	Part no./05
Delivery: supplied loose with cabinet or frame	Part no./35

Door contact switch, cabled



00505028

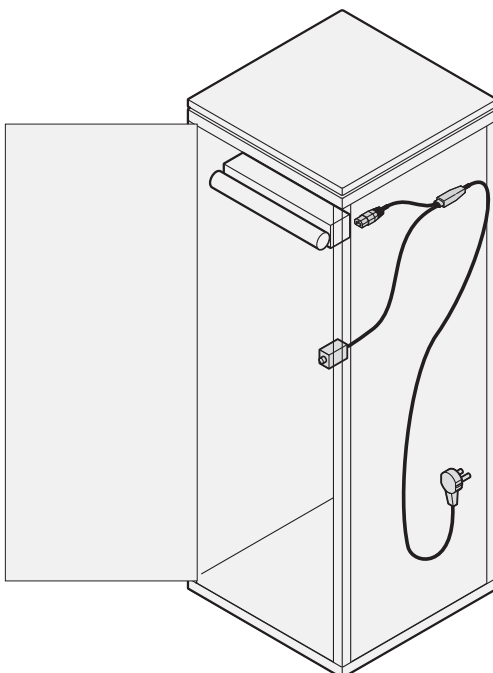
- Connection to cabinet light via IEC 60320 C13 socket
- Connection with mains supply via SCHUKO/UTE connector
- Easy handling by plug and play (completely wired)

Delivery comprises (completely wired)

Item	Qty	Description
1	1	Door contact switch with connecting cable to IEC 60320 C13 socket, plug and mains connection SCHUKO/UTE, fully wired
2	1	PG screw fitting M20 x 1.5 for cable diameter 6 ... 12 mm
3	4	Mounting angle for cabinet assembly (VARISTAR, PROLINE, eurorack)
4	1	Assembly kit

Order Information

Description	Part no.
Door contact switch, cabled	20118-753
Delivery: fitted in cabinet or on frame	Part no./05
Delivery: supplied loose with cabinet or frame	Part no./35



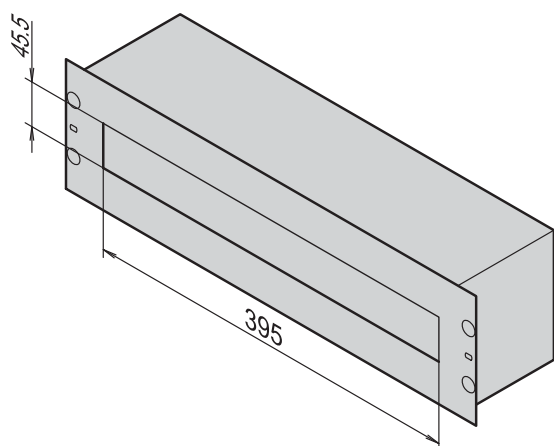
00501501

Cabinet Accessories – Electrics

19" distribution box




01495004



s2a45585

Connection clamp



01695012

Clamps



01695034

- For installation of power distribution modules on DIN profile rails (DIN 43880)
- With cable support rail on the rear side, strain relief with clamps
- Two neutral conductors for terminal clamps from 4 ... 35 mm²

Delivery comprises (assembled)

Item	Qty	Description
1	1	Case, 2 parts, 3 U/84 HP, AlZn
2	1	Front panel with cut-out for power distribution module, St, 1 mm, RAL 7035
3	2	Neutral conductors for terminal clamps, Cu, 200 x 3 x 10 mm, zinc-plated, insulated mounting
4	1	DIN profile rail, St, zinc-plated, depth-adjustable with spacing bolts
5	1	Cable support rail for clamps, zinc-plated
6	1	Brush strip, plastic, black, for cable entry
7	2	Sealing strip, fibre glass reinforced Polyester, for unused module positions
8	1	GND/earthing conductor, Cu, 1.5 mm ² , green/yellow, length 360 mm
9	1	Label strip

Order Information

Description	Part No.
19" distribution box	60118-434
19" distribution box (with packaging for overseas shipping)	60118-521

Accessories

Terminal clamps for 19" distribution box 4 mm ² , yellow/green, PU 10 pieces	21101-529
Terminal clamps for 19" distribution box 4 mm ² , blue (N), PU 10 pieces	21101-532
Terminal clamps for 19" distribution box 16 mm ² , yellow/green (PE), PU 10 pieces	21101-530
Terminal clamps for 19" distribution box 16 mm ² , blue (N), PU 10 pieces	21101-533
Terminal clamps for 19" distribution box 35 mm ² , yellow/green (PE), PU 10 pieces	21101-531
Terminal clamps for 19" distribution box 35 mm ² , blue (N), PU 10 pieces	21101-534
Clamps for 19" distribution box , PU 14 pieces	21190-753
Delivery: supplied loose with cabinet or frame	Part no./35

Note

- 19" assembly kit, see page 3.17
- Power distribution module, see page 3.36

Cabinet Accessories – Electrics

Small distribution module



- For the installation of power distribution modules on DIN profile rails (DIN 43880)

Delivery comprises

Item	Qty	Description
1	1	Small distribution module, plastic, light grey, with integrated DIN profile rail
2	1	Mounting plate for cabinet mounting, Al, 2.5 mm
3	1	Cover strip, plastic, light grey, for unused module spaces
4	1	Assembly kit for cabinet assembly

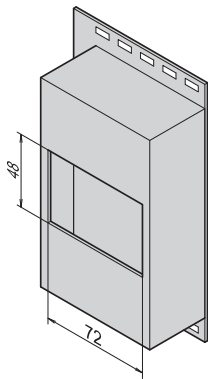
Order Information

Description	Part no.
Small distribution module	20118-538
Delivery: supplied loose with cabinet or frame	Part no./35

01695010

Note

- Power distribution module, see page 3.36



SZ A45586

Power distribution modules in accordance with DIN 43880

- For fitting into 19" distribution box or small distribution module
- Snaps onto DIN profile rail

Order Information

Description	Width mm	Part no.
Circuit breaker 1 x 16 A	17.7	20119-355
Circuit breaker 3 x 16 A	53.5	20119-356
FI safety switch, 16 A, 30 mA	46	20119-354
SCHUKO socket 250 V, 16 A	44	20119-357
UTE socket 250 V, 16 A	44	20119-358
Delivery: supplied loose with cabinet or frame		Part no./35

01695005

Circuit breakers



FI safety switch



Socket

0169500401695003

Cabinet Accessories – Electrics

Distribution box



01695009

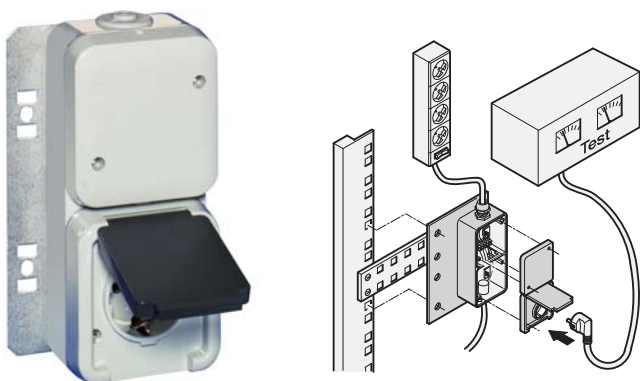
Delivery comprises

Item	Qty	Description
1	1	Distribution box, plastic, light grey
2	1	Terminal strip, 5-pin, for cable cross section 2.5 mm ²
3	1	Mounting plate, Al, 2.5 mm, for cabinet assembly
4	1	Assembly kit for cabinet assembly

Order Information

Description	Part no.
Distribution box	20118-536
Delivery: supplied loose with cabinet or frame	Part no./35

Distribution box with SCHUKO socket



01604004

sc107

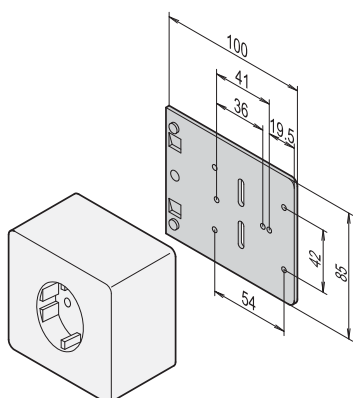
Delivery comprises

Item	Qty	Description
1	1	Distribution box with SCHUKO socket, plastic, light grey, with terminal strip for cable cross section up to 4 mm ²
2	1	Mounting plate 90 x 100 mm, AlZn, 1.5 mm, for assembly on cabinet uprights, 19" profiles and depth members
3	1	Assembly kit for cabinet assembly

Order Information

Description	Part no.
Distribution box with SCHUKO socket	20118-280
Delivery: supplied loose with cabinet or frame	Part no./35

Mounting plate for single sockets



ela44796

- For common surface sockets

Delivery comprises

Item	Qty	Description
1	1	Mounting plate, Al, 2.5 mm, for cabinet assembly
2	1	Assembly kit for cabinet assembly

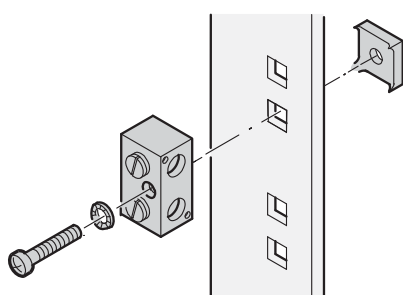
Order Information

Description	Part no.
Mounting plate for single sockets	20118-537
Delivery: supplied loose with cabinet or frame	Part no./35

Note

- Surface socket not included in Schroff product range

GND/earthing clamp



sc27

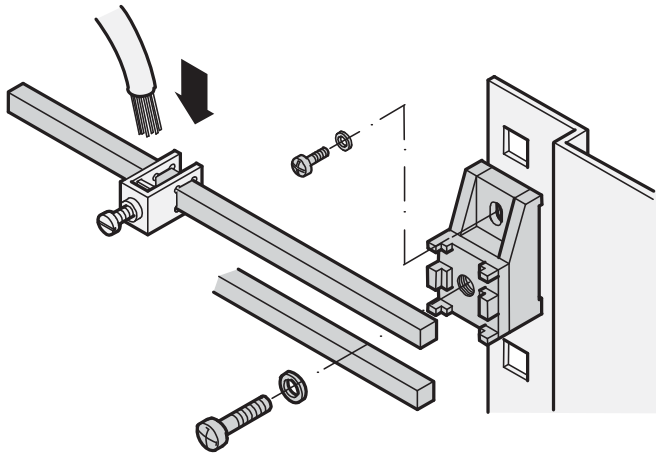
- IBM-compatible GND/earthing terminal for connecting a cabinet to the building GND/earth
- Maximum cable cross-section 100 mm²
- Surface tin-plated, in accordance with IBM Ref. No. 4716804

Order Information

Description	Part no.
GND/earthing clamp, incl. assembly kit	20118-030
Delivery: supplied loose with cabinet or frame	Part no./35

Cabinet Accessories – Electrics

GND/earthing rail



- To connect GND/earthing wire and stranded conductors by means of terminal clamps
- Fixing insulated from the frame

Delivery comprises

Item	Qty	Description
1	1	Rail, Cu, cross section 35 mm ²
2	2	Rail support block for max. 2 rails, plastic
3	1	Assembly kit for cabinet assembly

Order Information

Length mm	Part no.
200	20118-281
480	20118-282
1000	20118-265
1910	20118-266

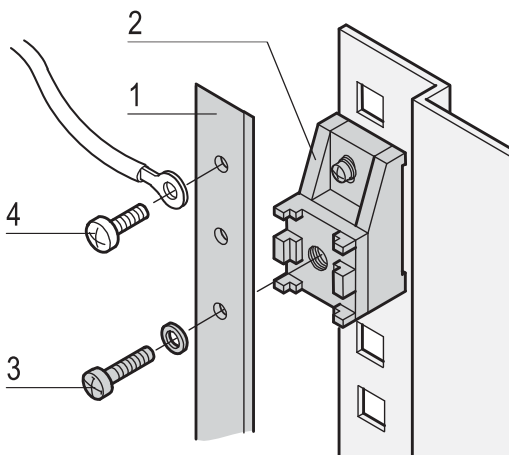
Accessories

Additional second GND/earthing rail, length 200 mm, 1 piece	60118-145
Additional second GND/earthing rail, length 480 mm, 1 piece	60118-144
Terminal clamps for GND/earthing rail, cable cross section 4 mm ² , PU 20 pieces	20118-366
Terminal clamps for GND/earthing rail, cable cross section 16 mm ² , PU 10 pieces	20118-365
Terminal clamps for GND/earthing rail, cable cross section 35 mm ² , PU 5 pieces	20118-364
Delivery: supplied loose with cabinet or frame	Part no./35

Note

- Please order terminal clamps or second rail separately

GND/earthing rail, flat strip



- To screw on GND/earthing cables with ring tags
- Threaded fixing points M5 in intervals of 20 mm
- Fixing insulated from the frame

Delivery comprises

Item	Qty	Description
1	1	Rail, Ms, untreated, 1000 x 15 x 3 mm, fixing points M5 in intervals of 20 mm
2	2	Rail support block, plastic
3	1	Assembly kit for cabinet assembly

Order Information

Description	Qty/PU	Part no.
GND/earthing rail, flat strip	1	20118-590
GND/earthing rail, flat strip	10	20118-591

Accessories

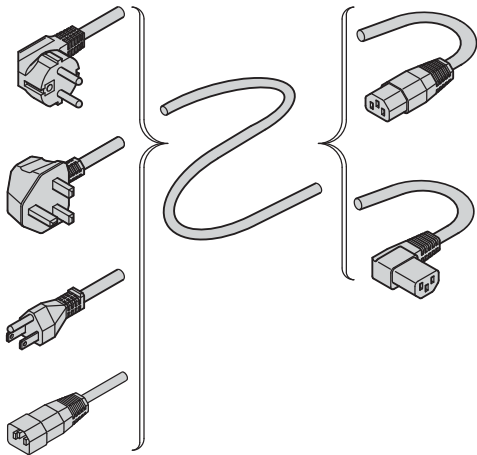
Item 4 Panhead screw M5 x 10, St, zinc-plated, PU 100 pieces	21120-150
Delivery: supplied loose with cabinet or frame	Part no./35

Note

- Please order panhead screw M5 to screw on GND/earth cable separately

Cabinet Accessories – Electrics

Mains cables



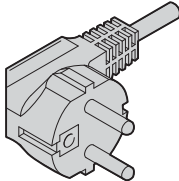
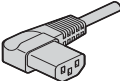
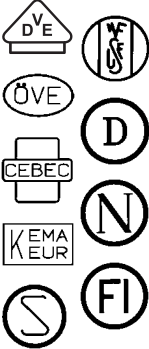
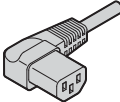

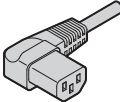

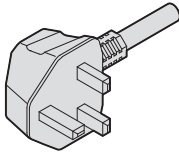
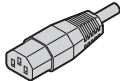

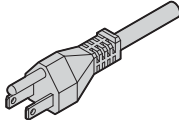
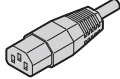

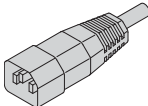
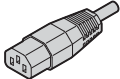
AZA43067

- Applications:
 - Fans, cabinet lights, etc.
 - Industrial PC connections
 - Uninterruptible power supplies
 - Systems

Delivery comprises


Item	Qty	Description
1	1	Mains cable, PVC, max. 250 V _{AC} , max. 10 A

Order Information

Plug, mains/line side	Socket IEC 60320 C13, equipment side	Length mm	Colour	For application in	Approvals/certifications	Part no.
SCHUKO/UTE						
 <small>AZA43068</small>	 <small>aza43071</small>	2500	black	Germany, France, Austria, Norway, The Netherlands, Sweden, Finland, Spain, Portugal, Turkey, Greece, Belgium, Luxemburg		62150-191
	 <small>aza43072</small>	2500	grey (to DIN 47732)			60103-131
	 <small>aza43072</small>	2500	grey (to DIN 47732)			60704-020
BS						
 <small>AZA43069</small>	 <small>aza43071</small>	2500	black	Great Britain, Ireland		60103-137
USA						
 <small>AZA43070</small>	 <small>AZA43071</small>	2000	black	USA, Canada		60103-141
IEC 60320 C14						
 <small>00503051</small>	 <small>AZA43071</small>	500	black	worldwide	IEC 60320	60110-360
		1000	black	worldwide	IEC 60320	60110-361
		2500	black	worldwide	IEC 60320	60197-053
Delivery: supplied loose with cabinet or frame						Part no./35

Cabinet Accessories – Electrics

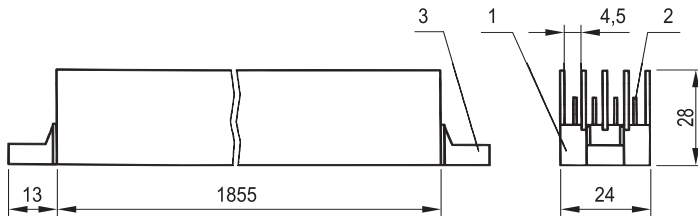
Busbar 3 and 4 pole



00892013

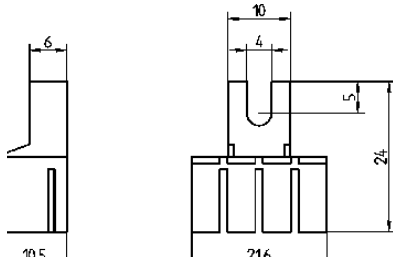


00892015



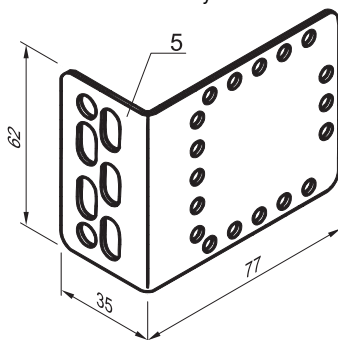
AZA42396

Fixing with insulating block for busbar 3, 4 pole



AZA42393

Mounting angle for cabinet assembly



aza40567

- Vertical current distribution in cabinets
- Can be sawn off to required length
- Connections: FASTON connector 6.3 x 0.8 mm

Delivery comprises (assembled)

Item	Qty	Description
1	1	Insulating body for 4 inner conductors, length 1855 mm, PVC
2	3 (4)	Inner conductor, pushed in
3	2	Fixing with insulating block, pushed in, PA 6, black,

Order Information

Description	Material	Length mm	Part no.
3 pole	E-Cu tin-plated	1855	20100-018
4 pole	E-Cu tin-plated	1855	20100-017
4 pole	Brass untreated	1855	20100-015

Accessories

Item 3 Fixing with insulating block PVC, black, PU 10 pieces with assembly kit	20100-019
Item 5 Mounting angle for cabinet assembly St, 1.5 mm, finish ALZn, PU 4 pieces	20100-029

Technical data


Mains voltage	500 V _{AC} (50 Hz)
Nominal current CuZn conductor	32 A (T _U = 40 °C)
Nominal current Cu conductor	63 A (T _U = 40 °C)
Conductor resistance	6.8 mΩ/m (brass), 1.9 mΩ/m (Cu)
Max. temperature of rail	70 °C
Flammability of insulation body	UL 94-V0

Note

- After cutting to length, please order fixings with insulating block separately

Cabinet Accessories – Electrics

Busbar 1 and 2 pole



- Vertical current distribution in cabinet
- Can be sawn off to required length
- Connections FASTON 6.3 x 0.8 mm

Delivery comprises (assembled)

Item	Qty	Description
1	1	Insulating body for 2 inner conductors, length 1900 mm, PVC
2	1 [2]	Inner conductor, pushed in
3	2	Insulating block, glued in, PA 6, grey

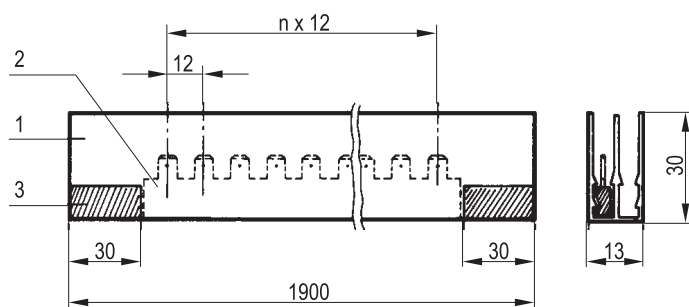
Order Information

Description	Material	Length mm	Part no.
1 pole	E-Cu tin-plated	1900	20100-010
2 pole	E-Cu tin-plated	1900	20100-008
2 pole	Brass untreated	1900	20100-006
2 pole	Brass tin-plated	1900	20100-007

Technical data

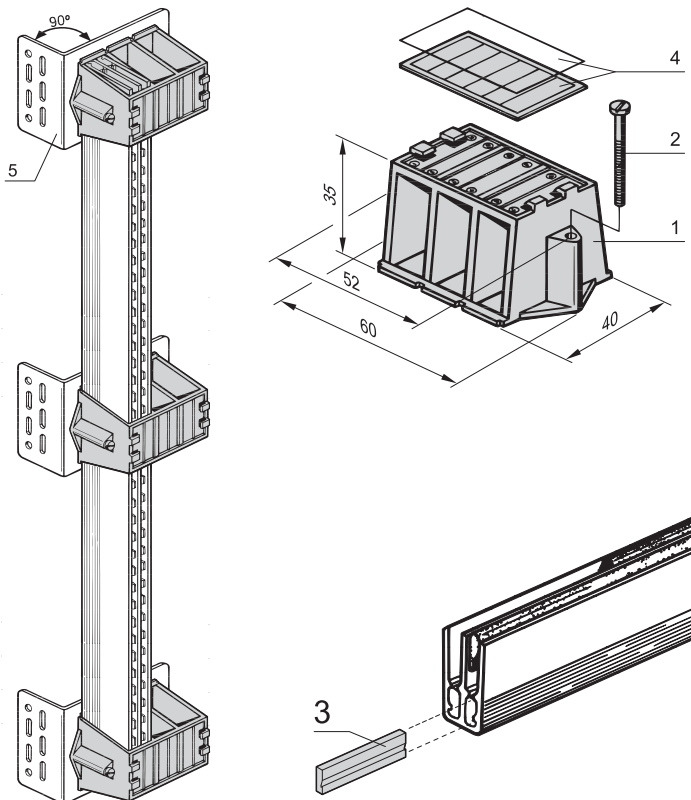
Mains voltage	500 V _{AC} (50 Hz)
Isolation voltage	750 V
Nominal current CuZn conductor	50 A (T _U =20°C), 32 A (T _U =50°C)
Cu conductor	100 A (T _U =20°C), 60 A (T _U =50°C)
Breakdown voltage/test voltage	2500 V/2 kV/1 min
Conductor cross-section	18 mm ²
Conductor resistance	4 mΩ/m (brass), 1 mΩ/m (Cu)
Max. temperature of rail	70 °C
Flammability of insulation body	UL 94 V-0

- For mounting please order insulating block or mounting angle separately, see page 3.42



Cabinet Accessories – Electrics

Mounting bracket for busbar 1, 2 pole



A4-562 A4-565 00505051

- Mounting of 1 to 3 busbars in full length (max. 6 conductors)
- After cutting to length, glue in new insulating blocks
- Numbers 1...12 are stamped on for conductor identification

Delivery comprises

Item	Qty	Description
1	4	Mounting bracket, plastic, Noryl, black
2	8	Screw with cross recess, St, M4 x 30, zinc-plated

Order Information

Description	Part no.
Mounting bracket for bus bar 1, 2-pole	20100-028

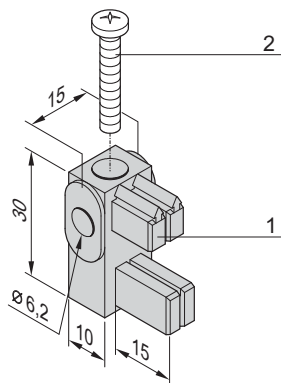
Accessories

Item 3 Insulating block for shortened busbar, 1 or 2-pole	20100-009
Item 4 Identification label with transparent cover, PU per 10 pieces	20100-013
Item 5 Mounting angle for cabinet assembly St, 1.5 mm, finish ALZn, PU 4 pieces	20100-029

Note

- To ensure stability, mounting brackets should be fitted at 500 mm intervals

Mounting with insulating block for busbar 1, 2 pole



ela44253

- Easy and space saving assembly of shortened busbars
- With integrated insulating block
- Mounting in rows possible

Delivery comprises

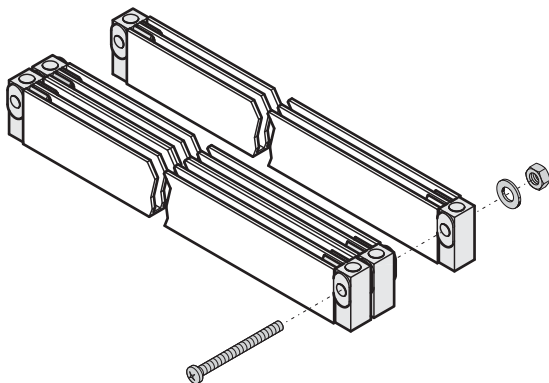
Item	Qty	Description
1	4	Fixing with insulating block, Noryl, black
2	4	Screw, M4 x 25, St, zinc-plated

Order Information

Description	Part no.
Fixing with insulating block for busbar 1 or 2 pole	20100-030
Mounting angle for cabinet assembly St, 1.5 mm, finish ALZn, PU 4 pieces	20100-029

Note

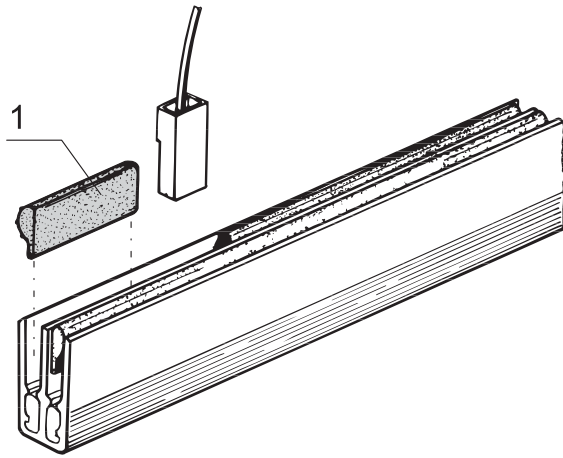
- M6 screw, washer and nut for row mounting not included



ELA44254

Cabinet Accessories – Electrics

Contact protection for bus bar 1 ... 4 pole



A4-566

- Cover for the inner conductor (between the connectors)
- Can be shortened at any size

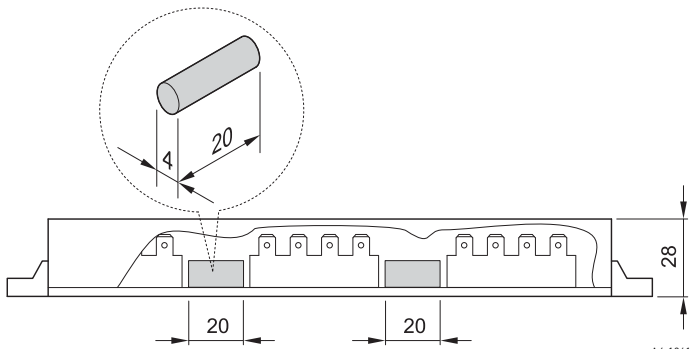
Delivery comprises

Item	Qty	Description
1	1	Protection against contact for busbar, length 1 m

Order Information

Description	Length m	Part no.
Protection against contact for busbar	1	60100-398

Insulating block for busbar 1 ... 4 pole



A4-1961c

- The insulating block breaks multiple circuits within one rail

Delivery comprises

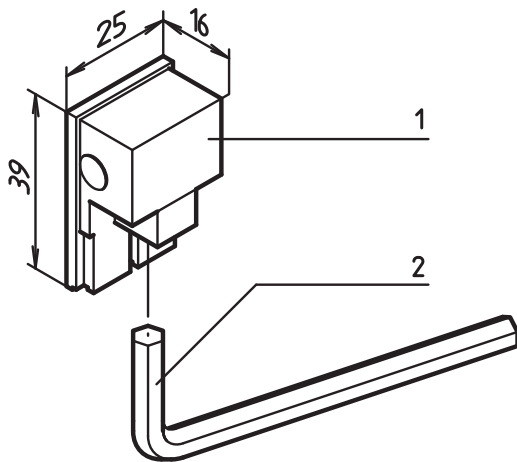
Item	Qty	Description
1	10	Insulating block, PVC Ø 4 x 20 mm

Order Information

Description	Part no.
Insulating block for busbar 1 ... 4 pole	20100-021

Cabinet Accessories – Electrics

Power connector 63 A for busbar 1 ... 4 pole



ela44252

- Nominal current max. 63 A at 40 °C
- Cable cross section max. 16 mm²
- Power supply protected against direct contact

Delivery comprises

Item	Qty	Description
1	1	Power connector, ABS/E-Cu, tin-plated, ABS, self-extinguishing
2	1	Allen key, St, zinc-plated

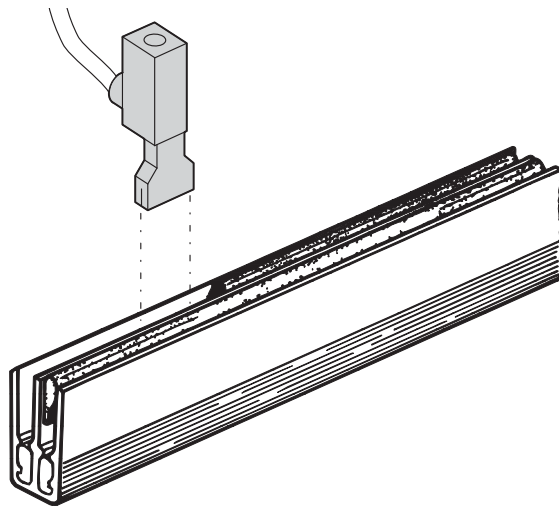
Order Information

Description	Part no.
Power connector 63 A for busbar 1 ... 4 pole	60100-478

Note

- Power connector requires two FASTON slots

Power connector 125 A for busbar 1 ... 4 pole



00505052

- Nominal current max. 125 A at 40°C
- Cable cross section max. 25 mm²
- Power supply protected against direct contact

Delivery comprises

Item	Qty	Description
1	1	Power connector, PA, halogen-free, copper plate, connected

Order Information

Description	Part no.
Power connector 125 A for busbar 1 ... 4 pole	60100-575

Note

- Power connector requires three FASTON slots

Cabinet Accessories – Monitor, keyboard

Monitor, keyboard, touchpad, 1 U



00510003



00510002

Detail of keyboard, touchpad

00510005

Front view



00510004

Rear view

Technical data

Mains voltage	110 ... 240 V _{AC} (50 Hz ... 60 Hz)
Power consumption	Active max 30 W, standby < 1 W
Monitor	17", TFT display, resolution 1280 x 1024 (SXGA), 16.9 million colours, contrast 500:1, brightness 300cd/cm ² , on-screen menu; cConnection by 15-pin H-DSUB socket
Keyboard	83 keys (numeric pad integrated), connects to computer via PS/2 or USB
Touchpad	Industry standard, width 62 mm, height 46 mm, connects to computer via PS/2 or USB
Dimensions (with closed monitor)	Height 44 mm, width 482 mm, depth 500 mm
Dimensions (with open monitor, fully extracted)	Height 380 mm, width 483 mm, depth min. 1000 mm (depending on mounting depth)
Extraction depth	500 mm
Weight	13 kg
MTBF	35000 h

- Pull-out 17" TFT colour monitor chassis, 1 U (resolution 1280 x 1024, SXGA; connects to VGA interface)
- Keyboard with German, English or French keyboard layout (connects via PS2 or USB)
- Integral touchpad (connects via PS2 or USB)
- Voltage supply: Wide-range input (nominal mains voltage 110 to 240 V_{AC}), Voltage supply 12, 24 and 48 V_{DC} on request
- Depth-adjustable mounting for different pitches of server panel/slide mounts; Mounting depth (dimension c = spacing of 19" profiles): 560 ... 800 mm (smaller mounting depths on request)
- Further versions on request
 - With trackball or numeric pad
 - Keyboard layouts for Arabic, Belgian, Danish, US English, Finnish, Italian, Portuguese, Russian, Swedish, Swiss, Spanish and Czech
 - With DVI connection



NEW

Delivery comprises (assembled and wired)

Item	Qty	Description
1	1	1 U chassis, pull-out, RAL 9005 black; 17" monitor, keyboard and touchpad; Monitor connection via VGA (SUB-D 15), keyboard and touchpad via either PS/2 or USB
2	1	Mains supply cable, length 2 m, SCHUKO/UTE plug ... IEC 60320-C13 socket
3	1	Connecting cable for mouse PS/2 - PS2, length 2 m
4	1	Connecting cable for keyboard PS/2 - PS2, length 2 m
5	2	Connecting cable for keyboard and mouse USB - USB, length 2 m
6	1	Connecting cable for monitor SUB-D 15, length 2 m
7	1	Assembly kit and user manual

Order Information

Description	Qty/PU pieces	Part no.
German keyboard layout	1	60118-518
English keyboard layout	1	60118-519
French keyboard layout	1	60118-520
Accessories		
Equipment cable, BS British Standard plug, IEC 60320 C13 socket, 2.5 m, 1 piece		60103-137
Delivery: fitted in cabinet or on frame		Part no./05
Delivery: supplied loose with cabinet or frame		Part no./35

Note

- Adaption to other mains connections see page 3.39

Cabinet Accessories – Monitor, keyboard

19" drawer with keyboard (touchpad)



- Pull-out 1 U drawer with industrial keyboard including function keys, numeric keypad and touchpad; end stop when fully pulled out
- Connects to PS/2 or USB interface with adaptor (please order separately)
- Colour light grey (RAL 8035) or black grey (RAL 7021)

NEW

Delivery includes (assembled and wired)

Item	Qty	Description
1	1	19" drawer with front panel 1 U; keyboard with PS/2 plug, cable length 1.5 m, touchpad 62 x 46 mm

Order Information

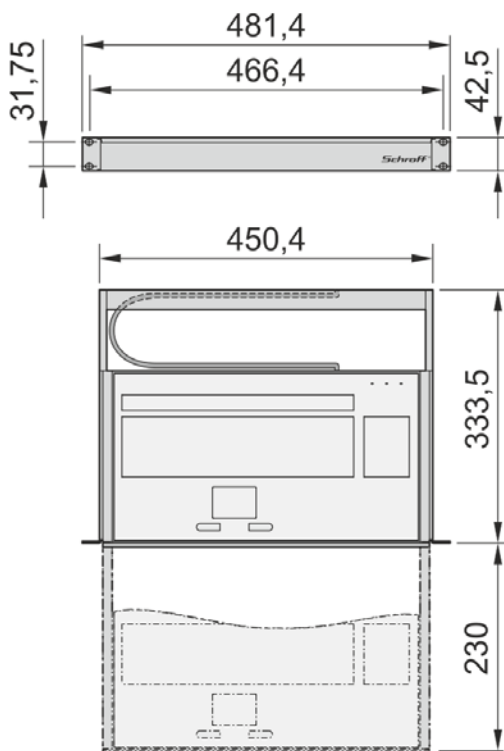
Height U	Width mm	Depth mm	Description	RAL 7035 Part no.	RAL 7021 Part no.
1	482	334	German keyboard layout	60118-522	60118-526
1	482	334	French keyboard layout	60118-524	60118-528
1	482	334	UK keyboard layout	60118-525	60118-529
1	482	334	USA keyboard layout	60118-523	60118-527

Accessories

Adaptor, 2 x PS/2 – USB	PS/2 socket – USB plug, length 160 mm, 1 piece	60118-515
-------------------------	--	-----------

Note

- Please order adaptor, 2 x PS/2 sockets to connect to USB port of computer separately
- 19" assembly kit, see page 3.17



Drawer: Front view, keyboard closed/pulled out



Adaptor, 2 x PS/2 – USB

Cabinet Accessories – Management

Cabinet management basic units



EMX 111

00711020

- Monitoring and management of air/water heat exchanger, environmental parameters and access
- Local display, Ethernet interface and web interface
- 2 versions
 - EMX 111 Monitoring for one air/water heat exchanger and up to max. 16 sensor values
 - EMX 888 (19" case): Monitoring for up to 8 air/water heat exchangers and up to max. 128 sensor values

Delivery comprises

Item	Qty	Description
1	1	Cabinet management basic unit; integrated power supply unit, 230 V _{AC} , IEC C13 socket
2	1	Mains cable IEC C13 on SCHUKO/UTE, cable restrainer with clip
3	2	Mounting bracket
4	1	Serial interface cable with DB9F connection, black
13	1	User manual



EMX 888

00711023

Order Information

Height H	Width W	Depth D	Part no.	
mm	U	mm	mm	
44	-	251	53	EMX111
44	1	440	19"	EMX888



Rear view EMX 888

00711021

Interfaces

EMX111	EMX888	Description
1	8	RJ 12 socket, connection point for environmental sensors
1	8	RJ 45 socket (RS 485; connecting point for air/water heat exchanger)
1	8	RJ 45 socket, connection for asset management strips
1	1	RJ 45 socket, connection point for network (Ethernet)
1	1	USB socket, host
1	1	USB socket, device
-	2	Potential-free contacts
1	1	RS 232 socket, serial interface

Note








- Sensors (temperature, humidity, differential pressure, airflow...) and hub for connecting multiple sensors, see from page 3.48

Cabinet Accessories – Management

Sensors

- The sensors are connected to the base unit via a RJ12 interface
- The sensors connected are detected automatically

Order Information

	Description	Measurements	Input Connection	Qty/PU pieces	Part no.
 <small>00709002</small>	Temperature sensor	1 x temperature	Cable length 3 m	1	60110-313
 <small>00709002</small>	Temperature/ humidity combi sensor	1 x temperature 1 x humidity	Cable length 3 m	1	60110-314
 <small>00709003</small>	Two temperature/ humidity combi sensors	2 x temperature 2 x humidity	Cable length 3 m + 3 m	1	60110-315
 <small>00711022</small>	Two temperature sensors and one temperature/ humidity combi sensor	3 x temperature 1 x humidity	Cable length 3 m + 3 m + 3 m	1	DPX-T3H1
 <small>00711018</small>	Dual potential-free contact sensor	–	Cable length 0.5 m	1	DPX-CC2-TR
 <small>00711019</small>	Differential pressure and temperature sensor	1 x pressure 1 x temperature	Cable length 3 m	1	DPX-T1DP1
 <small>00712002</small>	Airflow sensor	1 x air circulation	Cable length 3 m	1	DPX-AF1

Note

- Other sensors e.g. smoke detector, vibrations, leakage, etc. on request

Cabinet Accessories – Management

Hub to accept 4 sensors



00709011

- Connections (signals and power) are via RJ12 plug on the power control socket strip or on the cabinet management system
- A maximum of 4 sensors can be connected, thus up to 16 variables (depending on sensors) can be transmitted (temperature sensor, temperature/humidity combi sensor, differential pressure, potential-free contacts, airflow sensor)

NEW

Delivery comprises

Item	Qty	Description
1	1	Case, height 18 mm, width 106 mm, depth 37 mm
2	1	RJ12 socket to connect to socket strip or cabinet management system (IN; for power supply and data transmission)
3	4	RJ12 socket for connecting sensors (OUT)
4	1	Connecting cable, RJ12 plug – RJ12 plug, length 1 m
5	2	Mounting angle, St, 2 mm, RAL 7035

Order Information

Description	Part no.
Hub to accept 4 sensors (max. 16 parameters)	60110-316

Content

Cabinet Accessories – Socket strips

Cabinets 1

Wall mounted cases 2

Accessories for cabinets and wall mounted cases . 3

Climate control . 4

Electronics cases 5

Subracks/ 19" chassis 6

Front panels, plug-in units . . . 7

Systems 8

Power supply units 9

Backplanes . . . 10

Connectors, front panel component system 11

Appendix 12



00704002



00704003

Single-phase and three-phase strips



00704004

Strips with fixed connecting cables or with Wieland® GST 18 connecting system



00704005

Broad range of functional elements up to master-slave



00708047

19" power distribution for 3 phases, 2 performance classes

Cabinet Accessories – Socket strips

Overview 3.50

Socket strips

- Modular, compact construction with many function elements
- Mains input via cable and country-specific plug or via Wieland® GST18 system
- Horizontal mounting on the 19" plane (1 U) or vertically on the cabinet frame
- Multiphase supply via three-phase strips or IEC power distributor



Socket strips in 1 U Al extrusion

- Hard wired connecting cable with country-specific mains plug or Wieland® GST18
- Country-specific sockets: IEC, SCHUKO, UTE, British Standard, USA or Swiss versions
- Functional elements: Fault current, overcurrent and transient protection, interference suppression filter with display
- Single-phase and three-phase feed



00704005 00708032



00708033

19" power distributor, 3-phase

- 3-phase distributor to connect single phase consumers or socket strips
- Input 3-phase 400 V_{AC} (32 A or 63 A)
- Output with IEC 60320-C19 sockets
 - 6 × 230 VAC in 32 A/phase version
 - 9 × 230 VAC in 63 A/phase version
- Overcurrent protection for each output



30407004

ServicePLUS from page 3.71

e.g. individual configuration of design, sockets, power connection, functional elements (filter, overcurrent and overvoltage protection, etc.)

www.schroff.biz/ServicePLUS

Socket strips with connecting cable

SCHUKO

SCHUKO socket strips 3.52

SCHUKO socket strips, master-slave 3.53

SCHUKO socket strips, 3 circuits 3.54

UTE

UTE socket strips 3.55

UTE socket strips, master-slave 3.56

UTE socket strips, 3 circuits 3.57

IEC

IEC socket strips, C13 3.58

IEC socket strips, C19 3.59

IEC socket strips, C19, 3 phase 3.60

SCHUKO/ IEC

Socket strips with 2 supply cables 3.61

BS

BS socket strips 3.62

US

USA socket strips 3.63

Switzerland

Socket strips Swiss version 3.64

Socket strips, Wieland®

SCHUKO socket strips, Wieland® 3.67

UTE socket strips, Wieland® 3.68

IEC socket strips, Wieland® 3.69

Connector cable for Wieland® 3.70

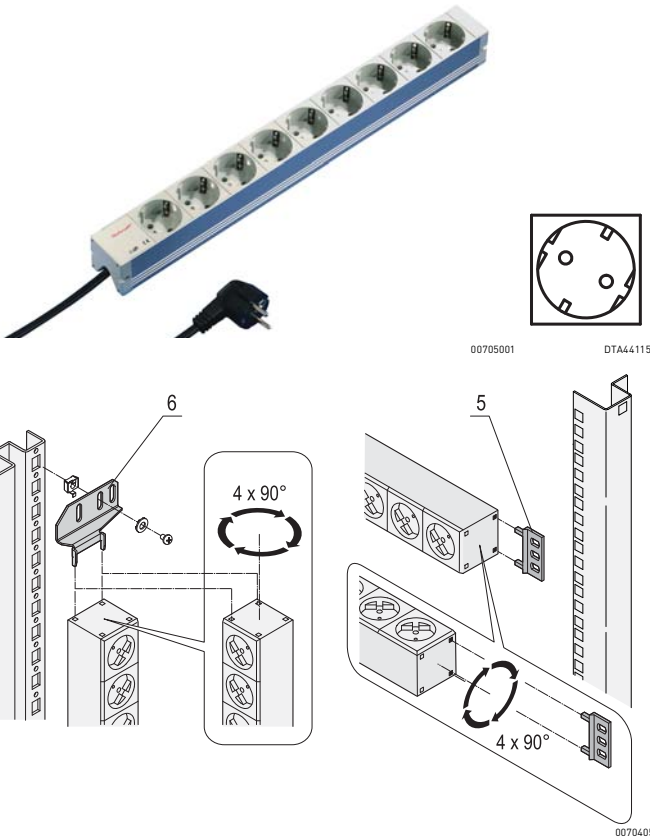
19" power distributor 3-phase 3.71

ServicePLUS ... 3.71

Power Control socket strips ... 3.72

Cabinet Accessories – Socket strips

SCHUKO socket strip



- Socket strips with SCHUKO sockets, with either switch or function elements
- Installation height 1 U
- Connecting cable 2 m with SCHUKO/UTE plug
- Socket strips can be rotated through all four directions (in 90° increments) during installation
- Horizontal or vertical mounting
- 230 V, 16 A
- In accordance with DIN 57620, VDE 0620



Delivery comprises (assembled)

Item	Qty	Description
1	1	Al extrusion, 1 U, anodised, for sockets and functional elements
2		SCHUKO sockets [35° rotated, PA, RAL 7035], illuminated switch and functional elements, for type and quantity see Order information
3	2	End piece, PA, RAL 7035
4	1	Connecting cable, black, 2 m, 05VV-F 3G 1.5 mm ² , with SCHUKO/UTE connector, PVC, encapsulated
5	2	Mounting bracket, PA, RAL 7035 (only with 10", 19" version)

Item 6: bracket for vertical mounting



ServicePLUS see page 3.71

Order Information

Description	Sockets	Length Inch	Length mm	Depth mm	Switch	Functional element	Part no.
SCHUKO	3	–	184	44	–	–	60110-200
	4	10"	210	44	–	–	60110-201
	9	19"	438.5	44	–	–	60110-202
	12	–	947.5	44	–	–	60110-203
	15	–	1202	44	–	–	60110-204
SCHUKO - with switch	19	–	1753	44	–	–	60110-205
	8	19"	438.5	44	X	–	60110-206
	12	–	947.5	44	X	–	60110-207
	15	–	1202	44	X	–	60110-208
SCHUKO with functional elements	19	–	1753	44	X	–	60110-209
	6	19"	438.5	88	–	Fault current protection	60110-216
	6	19"	438.5	75	–	Overcurrent protection	60110-212
	6	19"	438.5	88	–	Fault current protection, overcurrent protection	60110-217
	7	19"	438.5	44	–	Mains suppression filter	60110-214
	8	19"	438.5	44	–	Transient protection	60110-210
	6	19"	438.5	44	–	Transient protection, mains suppression filter	60110-266
9	–	947.5	44	–	Transient protection	60110-211	

Delivery: fitted in cabinet or on frame

Part no./05

Delivery: supplied loose with cabinet or frame

Part no./35

Accessories

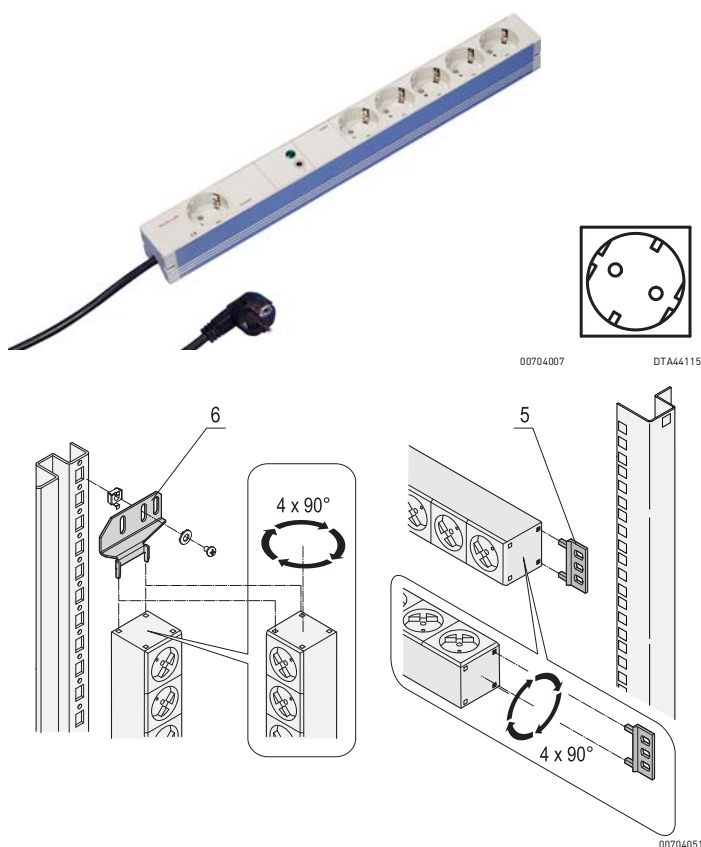
Item 6 Mounting bracket for one socket strip for vertical mounting, St, 2 mm, PU 2 pieces	20110-068
Mounting plate for mounting of two socket strips side by side for vertical mounting, St, 2 mm, height 70 mm, depth 135 mm, PU 2 pieces	23130-010

Note

- Please order mounting bracket for vertical mounting separately
- Individual online configuration www.schroff.biz/conf

Cabinet Accessories – Socket strips

SCHUKO socket strip, Master-Slave



Item 6: bracket for vertical mounting



ServicePLUS see page 3.71

- When the master unit is switched on the slave outlets are connected to the mains (switch threshold adjustable)
- Mounting height 1 U
- Connecting cable 2 m with SCHUKO/UTE plug
- Socket strips can be rotated through all four directions (in 90° increments) during installation
- Horizontal or vertical mounting
- 110 ... 230 V, 16 A
- In accordance with DIN 57620



Delivery comprises (assembled)

Item	Qty	Description
1	1	Al extrusion, 1 U, anodised, for sockets
2	6	SCHUKO sockets (35° rotated, PA, RAL 7035)
3	2	End piece, PA, RAL 7035
4	1	Connecting cable, black, 2 m, 05VV-F 3G 1.5 mm ² , with SCHUKO/UTE connector, PVC, encapsulated
5	2	Mounting bracket, PA, RAL 7035

Order Information

Sockets	Length Inch	Length mm	Depth mm	Part no.
6	19"	438.5	44	60110-270

Delivery: fitted in cabinet or on frame

Part no./05

Delivery: supplied loose with cabinet or frame

Part no./35

Accessories

Item 6	Mounting bracket for one socket strip for vertical mounting, St, 2 mm, PU 2 pieces	20110-068
---------------	--	------------------

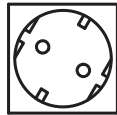

	Mounting plate for mounting of two socket strips side by side for vertical mounting, St, 2 mm, height 70 mm, depth 135 mm, PU 2 pieces	23130-010
--	--	-----------

Note

- Please order mounting bracket for vertical mounting separately
- Individual online configuration www.schroff.biz/conf

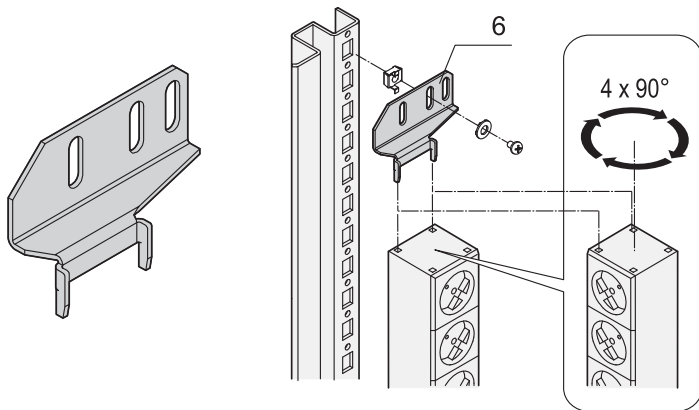
Cabinet Accessories – Socket strips

SCHUKO socket strip, 3-phase



00704008

DTA44115



00502502

Item 6: bracket for vertical mounting



ServicePLUS see page 3.71

- Socket strips with SCHUKO sockets, 3-phase
- Installation height 1 U
- Connecting cable 2 m, open end with ferrules
- Socket strips can be rotated through all four directions (in 90° increments) during installation
- Vertical mounting
- 3 phases, 16 A per phase
- In accordance with DIN 57620



Delivery comprises (assembled)

Item	Qty	Description
1	1	Al extrusion, 1 U, anodised, for sockets
2	9	SCHUKO sockets (35° rotated, PA, RAL 7035), 3 phases x 3 sockets, different colours
3	2	End piece, PA, RAL 7035
4	1	Connecting cable, black, 2 m, 05VV-F 5G 2.5 mm ² , open end with ferrules

Order Information

Sockets	Height U	Length mm	Depth mm	Part no.
9	1	608.5	44	60110-219
Delivery: fitted in cabinet or on frame				Part no./05
Delivery: supplied loose with cabinet or frame				Part no./35

Accessories

Item 6	Mounting bracket for one socket strip for vertical mounting, St, 2 mm, PU 2 pieces	20110-068
	Mounting plate for mounting of two socket strips side by side for vertical mounting, St, 2 mm, height 70 mm, depth 135 mm, PU 2 pieces	23130-010

Note

- Please order mounting bracket for vertical mounting separately
- Individual online configuration www.schroff.biz/conf

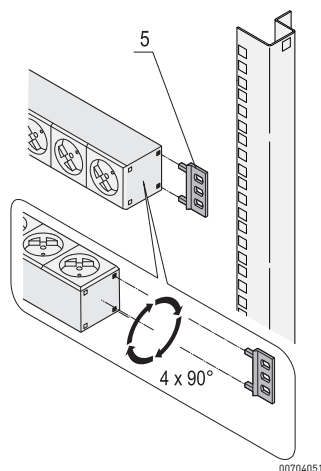
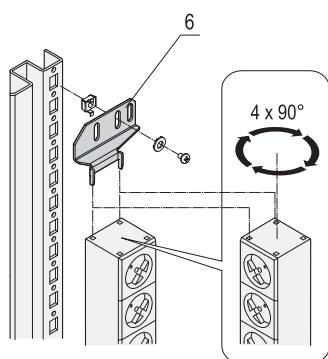
Cabinet Accessories – Socket strips

UTE socket strip



00705002

DTA44116



00704051

- Socket strip with SCHUKO sockets, either with switch or functional elements
- Mounting height 1 U
- Connecting cable 2 m, with SCHUKO/UTE plug
- Socket strips can be rotated through all four directions (in 90° increments) during installation
- Horizontal and vertical mounting
- 230 V, 16 A
- In accordance with NFC 61-303



Delivery comprises (assembled)

Item	Qty	Description
1	1	Al extrusion, 1 U, anodised, for sockets and functional elements
2		UTE sockets (35° rotated, PA, RAL 7035), illuminated switch and functional elements, for type and quantity see Order information
3	2	End piece, PA, RAL 7035
4	1	Connecting cable, black, 2 m, 05VV-F 3G 1.5 mm ² , with SCHUKO/UTE connector, PVC, encapsulated
5	2	Mounting bracket, PA, RAL 7035 (only with 10", 19" version)

Item 6: bracket for vertical mounting



ServicePLUS see page 3.71

Order Information

Description	Sockets	Length Inch	Length mm	Depth mm	Switch	Functional element	Part no.
Socket strip 10", 4 UTE sockets	4	10"	210	44	-	-	60110-220
	9	19"	438.5	44	-	-	60110-221
	12	-	947.5	44	-	-	60110-222
	15	-	1202	44	-	-	60110-223
	19	-	1753	44	-	-	60110-224
UTE with switch	8	19"	438.5	44	X	-	60110-225
	12	-	947.5	44	X	-	60110-226
UTE with functional element	6	19"	438.5	88	-	Fault current protection	60110-230
	6	19"	438.5	75	-	Overcurrent protection	60110-228
	6	19"	438.5	88	-	Fault current protection, overcurrent protection	60110-231
	7	19"	438.5	44	-	Mains suppression filter	60110-229
	8	19"	438.5	44	-	Transient protection	60110-227
	6	19"	438.5	44	-	Transient protection, mains suppression filter	60110-267

Delivery: fitted in cabinet or on frame

Part no./05

Delivery: supplied loose with cabinet or frame

Part no./35

Accessories

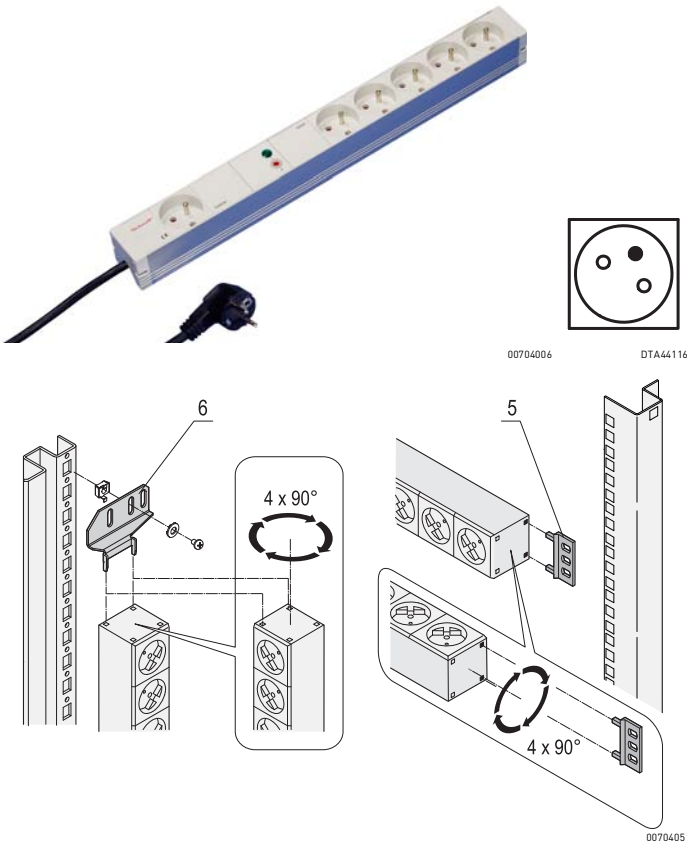
Item 6 Mounting bracket for one socket strip for vertical mounting, St, 2 mm, PU 2 pieces	20110-068
Mounting plate for mounting of two socket strips side by side for vertical mounting, St, 2 mm, height 70 mm, depth 135 mm, PU 2 pieces	23130-010

Note

- Please order mounting bracket for vertical mounting separately
- Individual online configuration www.schroff.biz/conf

Cabinet Accessories – Socket strips

UTE socket strip, master-slave



Item 6: bracket for vertical mounting



ServicePLUS see page 3.71

- When the master unit is switched on, the slave outputs are connected to the mains (switch threshold adjustable)
- Mounting height 1 U
- Connecting cable 2 m, with SCHUKO/UTE plug
- Socket strips can be rotated through all four directions (in 90° increments) during installation
- Horizontal and vertical mounting
- 230 V, 16 A
- In accordance with NFC 61-303



Delivery comprises (assembled)

Item	Qty	Description
1	1	Al extrusion, 1 U, anodised, for sockets
2	6	UTE sockets (35° rotated, PA, RAL 7035)
3	2	End piece, PA, RAL 7035
4	1	Connecting cable, black, 2 m, 05VV-F 3G 1.5 mm ² , with SCHUKO/UTE connector, PVC, encapsulated
5	2	Mounting bracket, PA, RAL 7035

Order Information

Sockets	Length Inch	Length mm	Depth mm	Part no.
6	19"	438.5	44	60110-232

Delivery: fitted in cabinet or on frame

Part no./05

Delivery: supplied loose with cabinet or frame

Part no./35

Accessories

Item 6	Mounting bracket for one socket strip for vertical mounting, St, 2 mm, PU 2 pieces	20110-068
---------------	--	------------------

Mounting plate for mounting of two socket strips side by side	for vertical mounting, St, 2 mm, height 70 mm, depth 135 mm, PU 2 pieces	23130-010
--	--	-----------

Note

- Please order mounting bracket for vertical mounting separately
- Individual online configuration www.schroff.biz/conf

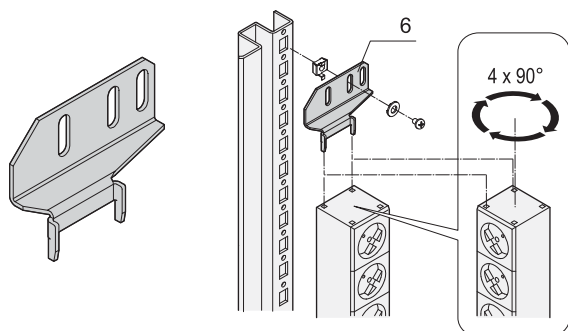
Cabinet Accessories – Socket strips

UTE socket strip, 3-phase



00704010

DTA44116



Item 6: bracket for vertical mounting



ServicePLUS see page 3.71

- Socket strips with UTE sockets, 3-phase
- Installation height 1 U
- Connecting cable 2 m, open end with ferrules
- Socket strips can be rotated through all four directions (in 90° increments) during installation
- Vertical mounting
- 3 phases, 16 A per phase
- In accordance with NFC 61-303



Delivery comprises (assembled)

Item	Qty	Description
1	1	Al extrusion, 1 U, anodised, for sockets
2	9	UTE sockets (35° rotated, PA, RAL 7035), 3 phases x 3 sockets, different colours
3	2	End piece, PA, RAL 7035
4	1	Connecting cable, black, 2 m, 05VV-F 5G 2.5 mm ² , open end with ferrules

Order Information

Sockets	Height U	Length mm	Depth mm	Part no.
9	1	608.5	44	60110-233
Delivery: fitted in cabinet or on frame				Part no./05
Delivery: supplied loose with cabinet or frame				Part no./35

Accessories


Item 6	Mounting bracket for one socket strip for vertical mounting, St, 2 mm, PU 2 pieces	20110-068
	Mounting plate for mounting of two socket strips side by side for vertical mounting, St, 2 mm, height 70 mm, depth 135 mm, PU 2 pieces	23130-010

Note

- Please order mounting bracket for vertical mounting separately
- Individual online configuration www.schroff.biz/conf

Cabinet Accessories – Socket strips

IEC socket strip, C13



- Socket strips with IEC 60320-C13 sockets
- Mounting height 1 U
- Connecting cable 2 m, open end with ferrules
- Socket strips can be rotated through all four directions (in 90° increments) during installation
- Horizontal and vertical mounting
- 230 V, 10 A
- In accordance with IEC 60320



Delivery comprises (assembled)

Item	Qty	Description
1	1	Al extrusion, 1 U, anodised, to accommodate the sockets and function elements
2		IEC 60320-C13 sockets (PA, RAL 7035), quantity see Order information
3	2	End piece, PA, RAL 7035
4	1	Connecting cable, 2 m, black, open end with ferrules, H05VV-F 3G 1.5 mm ²
5	2	Mounting bracket, PA, RAL 7035, (on 19" versions only)

Order Information

Sockets	Length Inch	Length mm	Depth mm	Part no.
8	19"	438.5	44	60110-290
12	19"	438.5	44	60110-291
16	–	608.5	44	60110-292

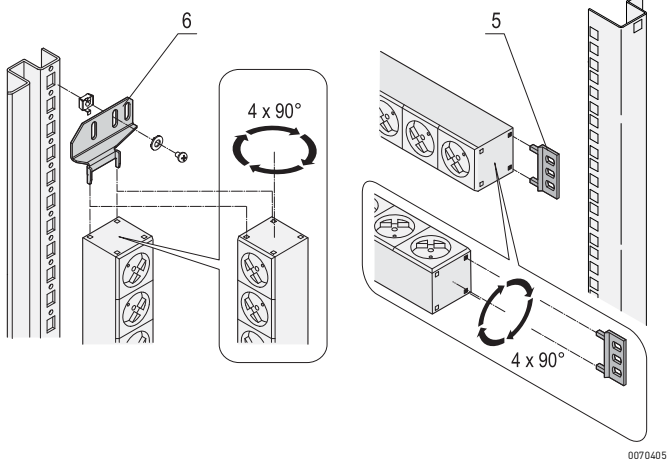
Delivery: fitted in cabinet or on frame	Part no./05
Delivery: supplied loose with cabinet or frame	Part no./35

Accessories

Locking tab for IEC 60320-C13 connector PU 12 pieces	60110-362
Item 6 Mounting bracket for socket strips for vertical mounting, St, 2 mm, PU 2 pieces	20110-068
Mounting plate for mounting of two socket strips side by side for vertical mounting, St, 2 mm, height 70 mm, depth 135 mm, PU 2 pieces	23130-010
Mains cable, IEC : for locking tab IEC 60320-C14 plug, IEC 60320 C13 socket, 0.5 m, 1 piece	60110-360
Mains cable, IEC : for locking tab IEC 60320-C14 plug, IEC 60320 C13 socket, 1 m, 1 piece	60110-361

Note

- Please order bracket for vertical mounting separately
- IEC socket strips, telemonitored and remote-controlled see page 3.75
- IEC socket strips with universal connections (Wieland® connectors) see page 3.67
- Individual online configuration www.schroff.biz/conf



Item 6: bracket for vertical mounting




Strain relief provided by locking tabs



ServicePLUS see page 3.71

Cabinet Accessories – Socket strips

IEC socket strip, C19



- Socket strips with C19 IEC sockets (8 or 12 pieces)
- Mounting height 1 U
- Connecting cable 2 m, with connector in accordance with IEC 60309
- Socket strips can be rotated through all four directions (in 90° increments) during installation
- Vertical mounting (19" version horizontal or vertical)
- 230 V, 32 A (with 2 x 16 A fuse), 16 A (without fuse)



Delivery comprises

Item	Qty	Description
1	1	Al extrusion, 1 U, anodised, for sockets and functional elements
2		Sockets, IEC 60320 C19 (PA, RAL 7035), for type and quantity see Order information
3	2	End piece, PA, RAL 7035
4	1	Connecting cable, 2 m, with IEC 60309 connector
5	2	Mounting bracket, PA, RAL 7035, only for 19" versions

Order Information

Sockets IEC 60320 C19	Length Inch	Length mm	Depth mm	Input	Fuse	Part no.
8	19"	438.5	44	230 V _{AC} , 16 A	-	60110-280
12	-	947.5	44	230 V _{AC} , 16 A	-	60110-282
12	-	947.5	44	230 V _{AC} , 32 A	2 x 16 A	60110-281

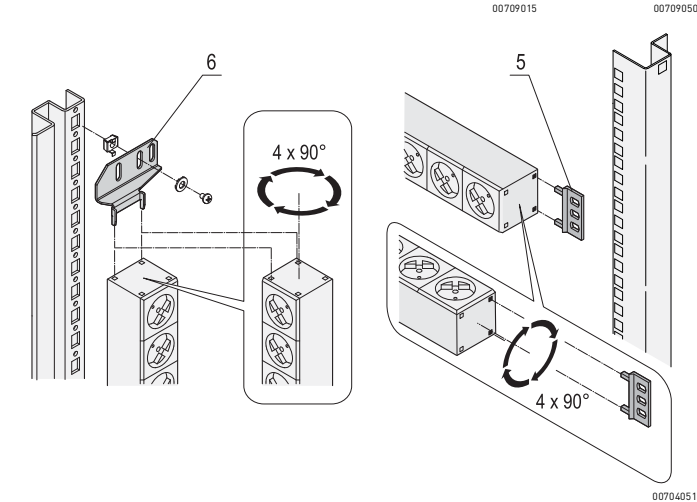
Delivery: fitted in cabinet or on frame Part no./05
 Delivery: supplied loose with cabinet or frame Part no./35

Accessories

Item 6	Mounting bracket for one socket strip for vertical mounting, St, 2 mm, PU 2 pieces	20110-068
	Mounting plate for mounting of two socket strips side by side for vertical mounting, St, 2 mm, height 70 mm, depth 135 mm, PU 2 pieces	23130-010

Note

- Please order bracket for vertical mounting separately
- 19" assembly kit see page 3.17
- Individual online configuration www.schroff.biz/conf



Item 6: bracket for vertical mounting



ServicePLUS see page 3.71

Cabinet Accessories – Socket strips

IEC socket strip, 3 phase



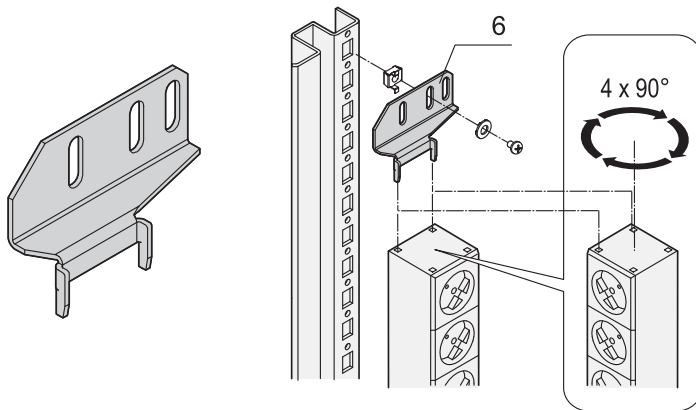
00709019

DTA44118

00709050

C13

C19



00502502

Item 6: bracket for vertical mounting



ServicePLUS see page 3.71

- Socket strips with IEC sockets in accordance with IEC 60320 (C13 or C13/C19)
- Mounting height 1 U
- Connecting cable 2 m, 3 phase, with connector plug in accordance with IEC 60309 (16 A or 32 A)
- Socket strips can be rotated through all four directions (in 90° increments) during installation
- Vertical mounting
- 400 V, 32 A (with 6 x 16 A fuse), 16 A (without fuse)



Delivery comprises

Item	Qty	Description
1	1	Al extrusion, 1 U, anodised, for sockets and functional elements
2		Sockets IEC 60320 (PA, RAL 7035), type and quantity see Order information
3	2	End piece, PA, RAL 7035
4	1	Connecting cable, 2 m, with IEC 60309 connector

Order Information

Input	Length mm	Depth mm	Output	Fuse	Part no.
400 V _{AC} , 16 A	947.5	44	18 x IEC C13	–	60110-283
400 V _{AC} , 16 A	947.5	44	18 x IEC C13, 6 x IEC C19	–	60110-284
400 V _{AC} , 32 A	1753	44	24 x IEC C13, 6 x IEC C19	6 x 16 A	60110-285

Delivery: fitted in cabinet or on frame

Part no./05

Delivery: supplied loose with cabinet or frame

Part no./35

Accessories

Item 6 Mounting bracket for one socket strip for vertical mounting, St, 2 mm, PU 2 pieces **20110-068**

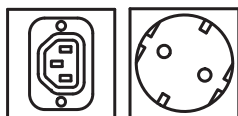
Mounting plate for mounting of two socket strips side by side for vertical mounting, St, 2 mm, height 70 mm, depth 135 mm, PU 2 pieces **23130-010**

Note

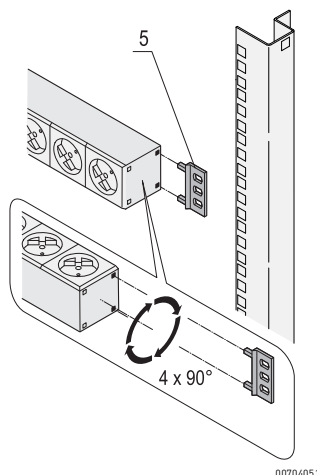
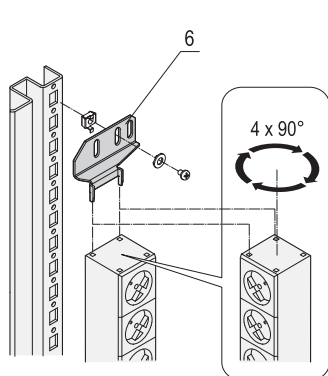
- Please order bracket for vertical mounting separately
- 19" assembly kit see page 3.17
- Individual online configuration www.schroff.biz/conf

Cabinet Accessories – Socket strips

Socket strips with 2 supply cables, SCHUKO and IEC, 3 phase



00712005 DTA44118 DTA44115
C13 SCHUKO



- Socket strips with IEC 60320-C13 sockets and SCHUKO sockets
- Mounting height 1 U
- Two connector cables (halved in direction of length), 3 m (with open end), 2 x 3 phase, 400 V_{AC} (red, black, white area)
- Socket strips can be rotated in all directions (in 90° increments) during installation
- Horizontal and vertical assembly possible

CE

NEW

Delivery includes

Item	Qty	Description
1	1	Al extrusion, 1 U, anodized, for socket inserts
2		Socket inserts, IEC 60320 (PA, RAL 7035), type and quantity see Order information
3	2	Endpiece, PA, RAL 7035
4	1	Connector cable, 2 x 2 m, open cable end for laying

Order Information

Input	Length mm	Depth mm	Output	Part no.
400 V _{AC} , 16 A	1848.5	44	36 x IEC C13 + 12 x SCHUKO	60110-286
400 V _{AC} , 16 A	1848.5	44	48 x IEC C13	60110-287
Delivery: fitted in cabinet or on frame				Part no./05
Delivery: supplied loose with cabinet or frame				Part no./35

Accessories

Item 6	Mounting bracket for one socket strip for vertical mounting, St, 2 mm, PU 2 pieces	20110-068
	Mounting plate for mounting of two socket strips side by side for vertical mounting, St, 2 mm, height 70 mm, depth 135 mm, PU 2 pieces	23130-010

Note

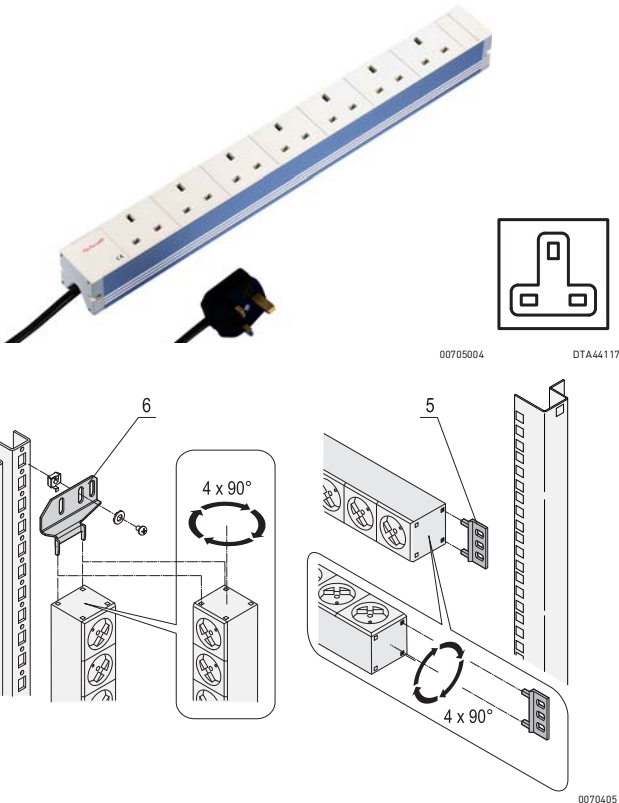
- Fixing bracket for vertical mounting, only required for fitting into 47 U cabinet, please order separately



ServicePLUS see page 3.71

Cabinet Accessories – Socket strips

BS socket strip



- Socket strips with British Standard sockets, optionally with switch
- Installation height 1 U
- Supply cable 2 m with BS plug (fuse integrated)
- Socket strips can be rotated through all four directions (in 90° increments) during installation
- Horizontal and vertical mounting
- 230 V, 13 A
- In accordance with BS 1363



Delivery comprises (assembled)

Item	Qty	Description
1	1	Al extrusion, 1 U, anodised, for sockets and functional elements
2		BS sockets (PA, RAL 7035) and switch (illuminated), type and quantity see Order information
3	2	End piece, PA, RAL 7035
4	1	Connecting cable, black, 2 m, 05VV-F 3G 1.5 mm ² , with BS connector (integrated 13 A fuse), PVC, encapsulated
5	2	Mounting bracket, PA, RAL 7035, only for 19" versions

Order Information

Description	Sockets	Length Inch	Length mm	Depth mm	Part no.
BS	7	19"	438.5	44	60110-243
BS	10	-	947.5	44	60110-244
BS with switch	6	19"	438.5	44	60110-245
Delivery: fitted in cabinet or on frame					Part no./05
Delivery: supplied loose with cabinet or frame					Part no./35

Accessories

Item 6	Mounting bracket for one socket strip for vertical mounting, St, 2 mm, PU 2 pieces	20110-068
	Mounting plate for mounting of two socket strips side by side for vertical mounting, St, 2 mm, height 70 mm, depth 135 mm, PU 2 pieces	23130-010

Note

- Please order mounting bracket for vertical mounting separately
- Individual online configuration www.schroff.biz/conf

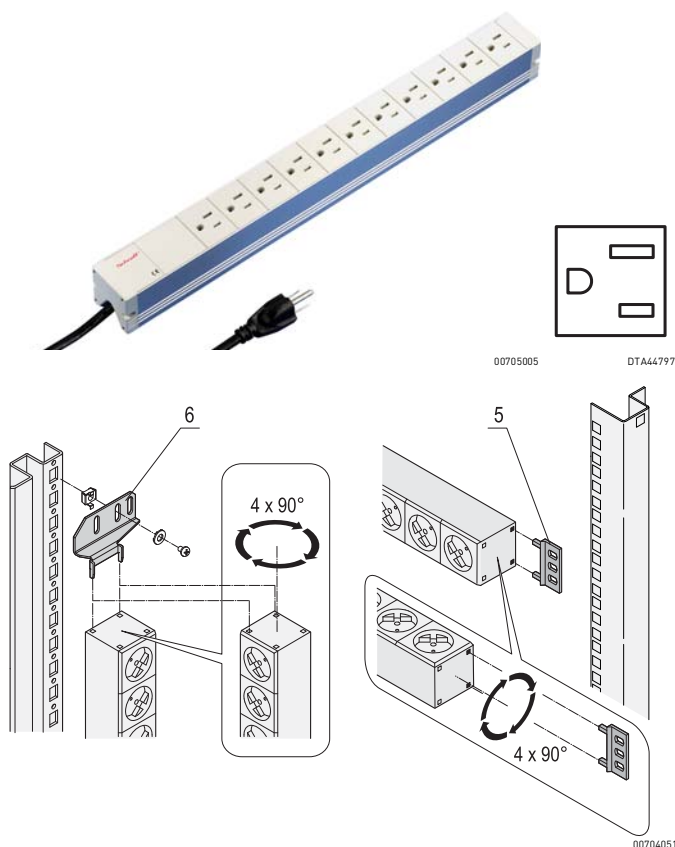
Item 6: bracket for vertical mounting



ServicePLUS see page 3.71

Cabinet Accessories – Socket strips

USA socket strip



Item 6: bracket for vertical mounting



ServicePLUS see page 3.71

- Socket strips with USA sockets, alternatively with switch
- Mounting height 1 U
- Connecting cable 2 m, with USA plug
- Socket strips can be rotated through all four directions (in 90° increments) during installation
- Horizontal and vertical mounting
- 115 V, 15 A
- In accordance with UL-498

Delivery comprises (assembled)

Item	Qty	Description
1	1	Al extrusion, 1 U, anodised, for sockets and functional elements
2		USA sockets (PA, RAL 7035) and switch (illuminated), for type and quantity see Order information
3	2	End piece, PA, RAL 7035
4	1	Connecting cable, black, 2 m, 05VV-F 3G 1.5 mm ² , with USA socket, PVC, encapsulated
5	2	Mounting bracket, PA, RAL 7035, only for 19" versions

Order Information

Description	Socket inserts	Length Inch	Length mm	Depth mm	Part no.
US	11	19"	438.5	44	60110-240
US	15	-	947.5	44	60110-241
US with switch	11	19"	438.5	44	60110-242
Delivery: fitted in cabinet or on frame					Part no./05
Delivery: supplied loose with cabinet or frame					Part no./35

Accessories

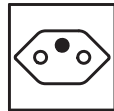
Item 6	Mounting bracket for one socket strip for vertical mounting, St, 2 mm, PU 2 pieces	20110-068
	Mounting plate for mounting of two socket strips side by side for vertical mounting, St, 2 mm, height 70 mm, depth 135 mm, PU 2 pieces	23130-010

Note

- Please order mounting bracket for vertical mounting separately
- Individual online configuration www.schroff.biz/conf

Cabinet Accessories – Socket strips

Swiss socket strip



00705006

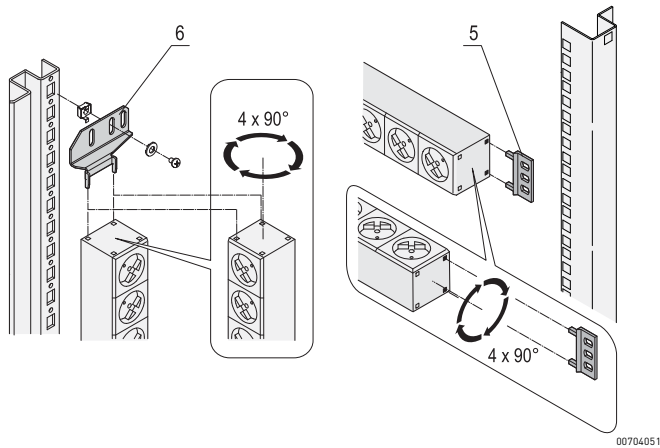
DTA44124

- Socket strips with sockets, Swiss version, optionally with switch
- Installation height 1 U
- Connecting cable 2 m with Swiss version plug
- Socket strips can be rotated through all four directions (in 90° increments) during installation
- Horizontal and vertical mounting
- 230 V, 10 A
- In accordance with SEV.IEC 60884



Delivery comprises (assembled)

Item	Qty	Description
1	1	Al extrusion, 1 U, anodised, for sockets and functional elements
2		Sockets, Swiss version (PA, RAL 7035), switch (illuminated), for type and quantity see Order information
3	2	End piece, PA, RAL 7035
4	1	Supply cable, black, 2 m, 05VV-F 3G 1.0 mm ² , with plug (Swiss version), PVC, moulded
5	2	Mounting bracket, PA, RAL 7035



Item 6: bracket for vertical mounting



ServicePLUS see page 3.71

Order Information

Description	Sockets	Length Inch	Length mm	Depth mm	Part no.
Swiss version	10	19"	438.5	44	60110-453
Swiss version with switch	9	19"	438.5	44	60110-454
Delivery: fitted in cabinet or on frame					Part no./05
Delivery: supplied loose with cabinet or frame					Part no./35

Accessories

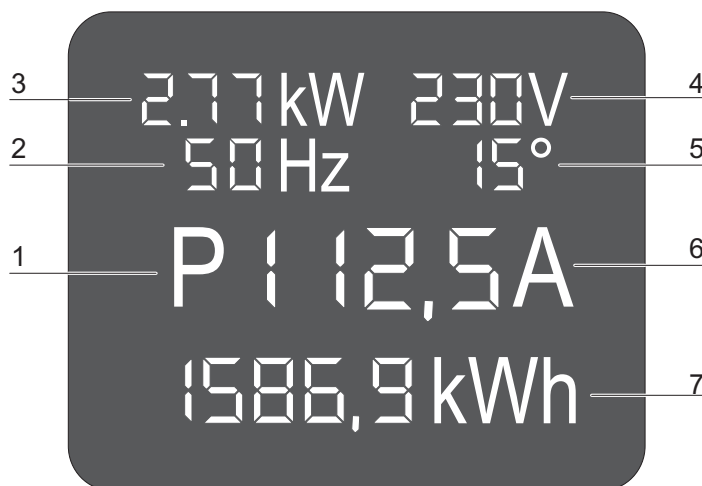
Item 6	Mounting bracket for one socket strip for vertical mounting, St, 2 mm, PU 2 pieces	20110-068
	Mounting plate for mounting of two socket strips side by side for vertical mounting, St, 2 mm, height 70 mm, depth 135 mm, PU 2 pieces	23130-010

Note

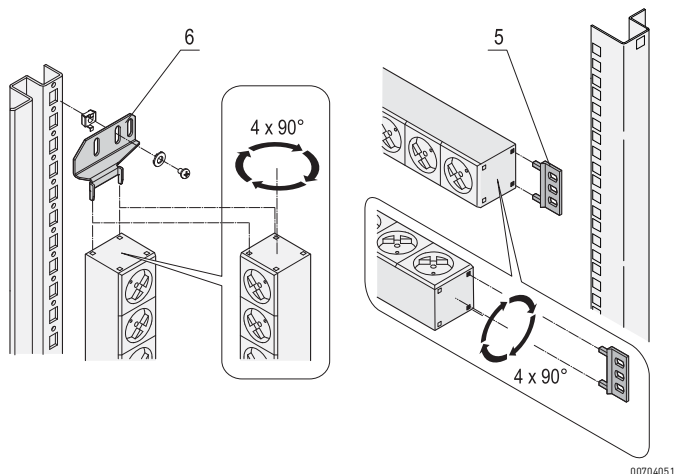
- Please order mounting bracket for vertical mounting separately
- Individual online configuration www.schroff.biz/conf

Cabinet Accessories – Socket strips

Socket strips with power measurement readout on local display



- 00711050
- 1: Phase indication (P1) - shows measured phase values
 - 2: Frequency (Hz) - current mains frequency
 - 3: Power measurement (kW) - actual power being consumed by consumers taking phase shift into consideration (power consumption of connected devices)
 - 4: Mains voltage (V) - current voltage of mains to which the measurement unit is currently connected
 - 5: Phase angle (°) - phase shift in the mains supply
 - 6: Current (A) - current now being drawn by the connected devices
 - 7: Kilowatt-hours (kWh) - energy meter to record the energy consumption of the connected equipment



- Socket strips with Schuko or IEC 60320-C13 sockets
- Integrated measurement and display via local display unit
- Mounting height 1 U
- Socket strips can be rotated through all four directions (in 90° increments) during installation
- Horizontal and vertical mounting

CE

NEW

Delivery comprises

Item	Qty	Description
1	1	Al extrusion, 1 U, anodised, to accept the sockets and display
2		Sockets, PA, for type and quantity see Order information
3	2	End piece, PA, RAL 7035
4	1	Connecting cable, black, 2 m, 05VV-F 3G 1.5 mm ² , with SCHUKO/UTE connector, PVC, encapsulated
5	2	Mounting bracket, PA, RAL 7035
7	1	User manual

Order Information

Height U	Length mm	Measurements	Depth mm	Number of outputs	Part no.
1	19"	438.5	44	7 x SCHUKO, "German 3-wire", earthed/grounded	60110-294
1	19"	438.5	44	8 x IEC C13	60110-296
Delivery: fitted in cabinet or on frame					Part no./05
Delivery: supplied loose with cabinet or frame					Part no./35

Accessories

Item 6	Mounting bracket for one socket strip for vertical mounting, St, 2 mm, PU 2 pieces	20110-068
	Mounting plate for mounting of two socket strips side by side for vertical mounting, St, 2 mm, height 70 mm, depth 135 mm, PU 2 pieces	23130-010

Cabinet Accessories – Socket strips

19" power distributor , 3-phase



- 3-phase distributor for connecting to single-phase consumers or socket strips
- Input 3-phase 400 V_{AC} (32 A or 63 A)
- Output via IEC 60320-C19 sockets
 - 6 × 230 V_{AC} in 32 A/phase version
 - 9 × 230 V_{AC} in 63 A/phase version
- Overcurrent protection for each output



Delivery comprises (assembled)

Item	Qty	Description
1	1	19" power distributor, 3 U, St, 1.5 mm, RAL 7021, with cable fitting M32, plastic, white
2	6/9	Socket inserts IEC 60320-C19, with plug retaining clip, quantity see Order information
3	6/9	Overcurrent protection switch, 16 A, quantity see Order information
4	2	Handle, Al, black, incl. assembly kit (supplied loose)

Order Information

Height mm	Width mm	Depth mm	Output	Input	Part no.
131	484	250	6 (2 × 230 V _{AC} per phase)	3 × 32 A (400 V _{AC})	60110-365
131	484	250	9 (3 × 230 V _{AC} per phase)	3 × 63 A (400 V _{AC})	60110-366

Delivery: fitted in cabinet or on frame	Part no./05
Delivery: supplied loose with cabinet or frame	Part no./35

Accessories

Mains cable, IEC 60320 C20 plug, Wieland® socket to connect 19" power distributor to Wieland® sockets length 1 m, 1 piece	60110-326
Mains cable, IEC 60320 C20 plug, Wieland® socket to connect 19" power distributor to Wieland® sockets length 1 m, 1 piece	60110-327
Mains cable, IEC 60320 C20 plug, Wieland® socket to connect 19" power distributor to Wieland® sockets length 5 m, 1 piece	60110-328

Note

- SCHUKO socket strip see page 3.67
- UTE socket strip see page 3.68
- IEC socket strip see page 3.69



00708033

Overcurrent protection switch (per phase and output socket)



00708034

Rear: Plug retaining clip and cable fitting



00708041

Mains cable for Wieland® socket strips



ServicePLUS see page 3.71

Cabinet Accessories – Socket strips

SCHUKO socket strip with
Wieland® input

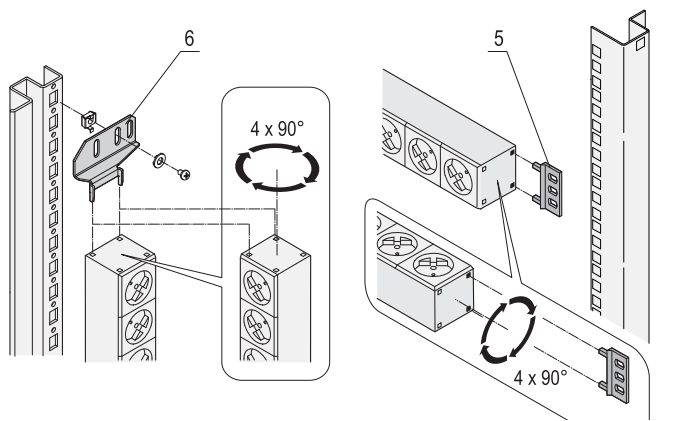
00708044

DTA44115



00708037

Overcurrent protection switch



00704051

Item 6: bracket for vertical mounting



ServicePLUS see page 3.71

Order Information

Description	Sockets	Length Inch	Length mm	Depth mm	Functional element	Part no.
SCHUKO, white, Wieland®, with over-current protection switch	6	19"	438.5	44	Overcurrent protection	60110-352
SCHUKO, black, Wieland®, with over-current protection switch	6	19"	438.5	44	Overcurrent protection	60110-353
SCHUKO, red, Wieland®, with over-current protection switch	6	19"	438.5	44	Overcurrent protection	60110-354
SCHUKO, white, Wieland®	8	19"	438.5	44	-	60110-343
SCHUKO, black, Wieland®	8	19"	438.5	44	-	60110-344
SCHUKO, red, Wieland®	8	19"	438.5	44	-	60110-345
Delivery: fitted in cabinet or on frame						Part no./05
Delivery: supplied loose with cabinet or frame						Part no./35
Accessories						
Item 6 Mounting bracket for one socket strip for vertical mounting, St, 2 mm, PU 2 pieces						20110-068
Mounting plate for mounting of two socket strips side by side for vertical mounting, St, 2 mm, height 70 mm, depth 135 mm, PU 2 pieces						23130-010

- Installation height 1 U
- Input via Wieland® GST 18 plug
- Output via SCHUKO sockets
- Versions with or without overcurrent protection
- Sockets in white, black or red
- Socket strips can be rotated through all four directions (in 90° increments) during installation
- Horizontal or vertical mounting
- In accordance with DIN 57620



Delivery comprises

Item	Qty	Description
1	1	Al extrusion, 1 U, anodised, length 438.5 mm, depth 44 mm, height 44.45; to accept the sockets
2	6/8	Sockets (rotated 35°, polyamide), quantity and colour see Order information
3	2	End piece, PA, RAL 7035
4	1	Wieland connecting socket® GST 18
5	2	Mounting bracket, PA, RAL 7035

Note

- Please order bracket for vertical mounting separately
- Mains connection cables, see page 3.70
- 19" power distributor for connection of multiple socket strips, see page 3.66
- Individual online configuration www.schroff.biz/conf

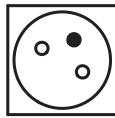
Cabinet Accessories – Socket strips

UTE socket strip with Wieland® connection



00708045

DTA44116



- Installation height 1 U
- Input via Wieland® GST 18 plug
- Output via UTE sockets
- Versions with or without overcurrent protection
- Sockets in white, black or red
- Socket strips can be rotated through all four directions (in 90° increments) during fitting
- Horizontal or vertical mounting
- In accordance with NFC 61-303



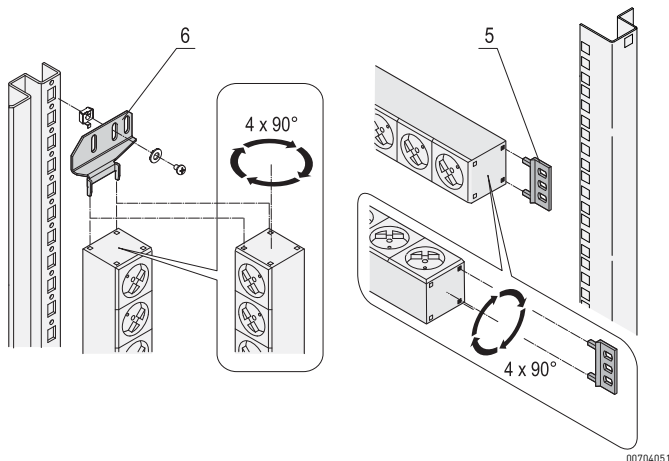
Delivery comprises

Item	Qty	Description
1	1	Al extrusion, 1 U, anodised, length 438.5 mm, depth 44 mm, height 44.45; to accept the sockets
2	6/8	Socket inserts (rotated 35°, polyamide), quantity and colour see Order information
3	2	End piece, PA, RAL 7035
4	1	Wieland connecting socket® GST 18
5	2	Mounting bracket, PA, RAL 7035



Overcurrent protection switch

00708048



00704051

Item 6: bracket for vertical mounting

Note

- Please order mounting bracket for vertical mounting separately
- Mains connection cables see page 3.70
- 19" power distributor to connect multiple socket strips see page 3.66
- Individual online configuration www.schroff.biz/conf



ServicePLUS see page 3.71

Order Information

Description	Sockets	Length Inch	Length mm	Depth mm	Functional element	Part no.
UTE, white, Wieland®, with over-current protection switch	6	19"	438.5	44	Overcurrent protection	60110-355
UTE, black, Wieland®, with over-current protection switch	6	19"	438.5	44	Overcurrent protection	60110-356
UTE, red, Wieland®, with over-current protection switch	6	19"	438.5	44	Overcurrent protection	60110-357
UTE, white, Wieland®	8	19"	438.5	44	–	60110-346
UTE, black, Wieland®	8	19"	438.5	44	–	60110-347
UTE, red, Wieland®	8	19"	438.5	44	–	60110-348
Delivery: fitted in cabinet or on frame						Part no./05
Delivery: supplied loose with cabinet or frame						Part no./35
Accessories						
Item 6 Mounting bracket for one socket strip for vertical mounting, St, 2 mm, PU 2 pieces						20110-068
Mounting plate for mounting of two socket strips side by side for vertical mounting, St, 2 mm, height 70 mm, depth 135 mm, PU 2 pieces						23130-010

Cabinet Accessories – Socket strips

IEC socket strip with Wieland® connection



00708046

dta44118

- Installation height 1 U
- Input via Wieland® GST 18 plug
- Output via IEC 60320 C-13 sockets
- Versions with or without overcurrent protection
- Socket inserts in white, black or red
- Socket strips can be rotated through all four directions (in 90° increments) during fitting
- Horizontal or vertical mounting
- In accordance with IEC 60320



Delivery comprises

Item	Qty	Description
1	1	Al extrusion, 1 U, anodised, length 438.5 mm, depth 44 mm, height 44.45; to accept the sockets
2	6/12	Sockets (rotated 35°, polyamide), quantity and colour see Order information
3	2	End piece, PA, RAL 7035
4	1	Wieland connecting socket® GST 18
5	2	Mounting bracket, PA, RAL 7035



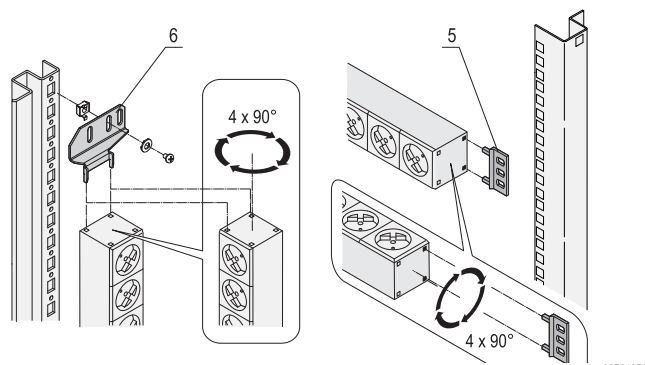
00708036

Strain relief provided by locking tabs



00708049

Overcurrent protection switch



00704051

Item 6: bracket for vertical mounting

Note

- Please order mounting bracket for vertical mounting separately
- Mains connection cables see page 3.70
- 19" power distributor to connect multiple socket strips see page 3.66
- Individual online configuration www.schroff.biz/conf

Order Information

Description	Sockets	Length Inch	Length mm	Depth mm	Functional element	Part no.
IEC, white, Wieland®, with over-current protection switch	6	19"	438.5	44	Overcurrent protection	60110-349
IEC, black, Wieland®, with over-current protection switch	6	19"	438.5	44	Overcurrent protection	60110-350
IEC, red, Wieland®, with over-current protection switch	6	19"	438.5	44	Overcurrent protection	60110-351
IEC, white, Wieland®	12	19"	438.5	44	–	60110-340
IEC, black, Wieland®	12	19"	438.5	44	–	60110-341
IEC, red, Wieland®	12	19"	438.5	44	–	60110-342
Delivery: fitted in cabinet or on frame						Part no./05
Delivery: supplied loose with cabinet or frame						Part no./35
Accessories						
Item 6 Mounting bracket for one socket strip for vertical mounting, St, 2 mm, PU 2 pieces						20110-068
Mounting plate for mounting of two socket strips side by side for vertical mounting, St, 2 mm, height 70 mm, depth 135 mm, PU 2 pieces						23130-010
Locking tab for IEC 60320-C13 connector PU 12 pieces						60110-362
Mains cable, IEC for locking tab IEC 60320-C14 plug, IEC 60320 C13 socket, 0.5 m, 1 piece						60110-360
Mains cable, IEC for locking tab IEC 60320-C14 plug, IEC 60320 C13 socket, 1 m, 1 piece						60110-361

Cabinet Accessories – Socket strips

Connecting cables for Wieland® socket strips



- Enables simple connection to current supply (e.g. for socket strips)
- Different connecting plugs
- Different cable lengths available



Delivery comprises

Pos.	Menge	Beschreibung
1	1	Connecting cable, 1.5 mm ² , black, input, output and cable lengths see Order information

Order Information

00708031

Input	Current A	Output	Length m	Part no.
Open end	16	Wieland® GST 18	1	60110-320
Open end	16	Wieland® GST 18	2.5	60110-321
Open end	16	Wieland® GST 18	5	60110-322
IEC 60309	16	Wieland® GST 18	1	60110-323
IEC 60309	16	Wieland® GST 18	2.5	60110-324
IEC 60309	16	Wieland® GST 18	5	60110-325
IEC 60320 C20	16	Wieland® GST 18	1	60110-326
IEC 60320 C20	16	Wieland® GST 18	2.5	60110-327
IEC 60320 C20	16	Wieland® GST 18	5	60110-328
SCHUKO				
(German 3-wire earthed) / UTE	16	Wieland® GST 18	1	60110-329
SCHUKO				
(German 3-wire earthed) / UTE	16	Wieland® GST 18	2.5	60110-330
BS plug	13	Wieland® GST 18	1	60110-331
BS plug	13	Wieland® GST 18	2.5	60110-332

Note

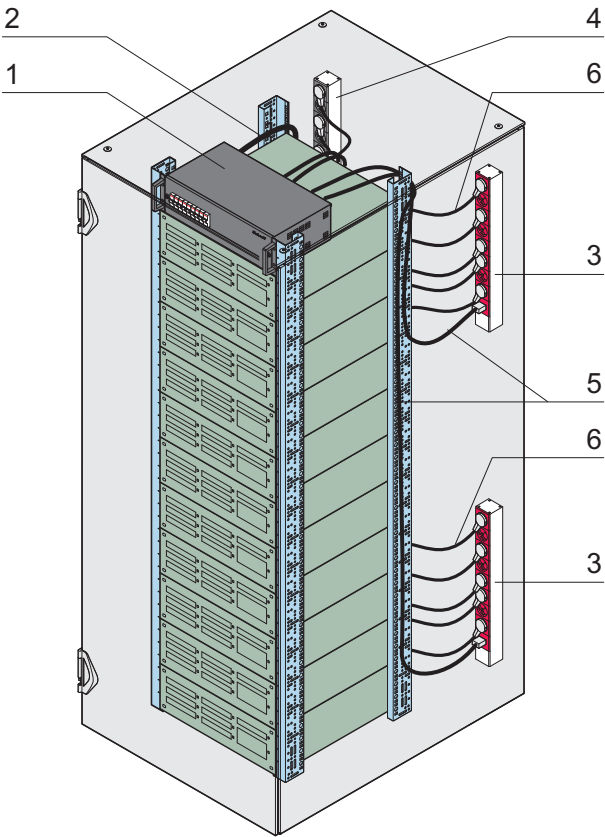
- Other inputs, outputs and cable lengths available on request
- Individual online configuration www.schroff.biz/conf



ServicePLUS see page 3.71

Cabinet Accessories – Socket strips

Three phase power distribution with 19" power distributor and socket strips with Wieland® connection



01008070

- Modular construction
- Connection of 19" power distributor (3-phase) in cabinet requires an electrician
- Simple cabling of socket strips with plug-and-play functionality

Cabling example

Item	Description
1	19" power distributor
2	3-phase current connecting cable
3	Socket strips with Wieland® connection, red
4	Socket strips with Wieland® connection, black
5	Mains cable, from 19" power distributor to socket strip
6	Mains cable, from socket strip to consumer (e.g. server)



configuration

Components can be varied and combined freely

Simple. Fast. For the product you want.

- Configuration
 - Various constructions (lengths)
 - Various sockets
 - Various mains connector cables
 - Single and multi-phase
 - Combinations of functions (interference suppression filters, residual current circuit breakers, overcurrent protection, transient protection)
- Online configuration: www.schroff.co.uk/configuration



solution

Integration and customised developments

Simple. Fast. From one source.

- Integration in cabinet incl. cabling and function test
- Customised solutions

Power Management

- Monitoring of power, current and voltage of the entire socket strip or for each separate socket insert
- Telemonitoring and local indication via display
- Remote control of individual inserts (switch on/off)
- Programmable sequential switch-on/off of individual inserts
- Individual user access authorisations for each socket insert



00715002

Multimeter

- Measurement of current, voltage, apparent power, true power and power factor per phase or outlet
- Data sent to network or shown on local display

Multimeter 3.74



00715006

Telemonitored socket strips

- Measurement of current, voltage, apparent power, true power and power factor per phase or outlet
- Data sent to network or shown on local display
- Measurement at phase level and switch function on request

Telemonitored (per phase) socket strips 3.75

Telemonitored and remote-controlled socket strips

- Measurement of current, voltage, apparent power, true power and energy consumption at outlet level
- Data sent to network or shown on local display
- Remote-controlled switch-on/off of individual outputs

Remote-controlled socket strips, telemonitored on each phase 3.76

Remote-controlled socket strips, telemonitored on each outlet 3.77



00715007

Environmental sensors

- Sensors (temperature, humidity, differential pressure, airflow...) and hub for connecting multiple sensors, see from page 3.49

Power management software 3.78



30407004

ServicePLUS from page 3.79

e.g. individual configuration (dimensions, socket inserts, mains supply)

www.schroff.biz/ServicePLUS

ServicePLUS 3.79

Cabinet Accessories – Power Control socket strips

Telemonitored multimeter



Front view

00715002



Rear view

00715003

- Inline meter, 1 U, 19" case with 19" mounting brackets
- Measures current, voltage and power (apparent and true power) per phase and total
- Local display of current and voltage per phase and sum values
- Ethernet interface and web interface
- 4 consumers or socket strips can be connected; input via IEC 60320 C20 plug; outlet via IEC 60320 C19 sockets
- Mains input via C13 socket conforming to IEC 60320
- To record temperature, humidity etc, environmental sensors can be connected



NEW

Delivery includes

Item	Qty	Description
1	1	Case, black, width 440.0 mm, display and control keys, interfaces on front and rear
2	1	Mains cable, C13 socket to IEC 60320, cable length 1.5 m
3	2	19" mounting bracket, length 305 mm, St, 1 mm, black
4	1	Cable support rail

Order Information

Height U	Width mm	Depth mm	Input	Number of outputs	Output current A	Part no.
1	440.0	183	4 × IEC C20	4 × IEC C19	16	60110-446

Accessories

Temperature sensor Cable length 3 m, 1 piece	60110-313
Temperature/humidity combi sensor Cable length 3 m, 1 piece	60110-314
Two temperature/humidity combi sensors Cable length 2 x 3 m, 2 pieces	60110-315
Dual potential-free contact sensor Cable length x m, 1 piece	DPX-CC2-TR
Two temperature sensors and one temperature/humidity combi sensor Cable length 3 x 3 m, 1 piece	DPX-T3H1
Differential pressure and temperature sensor Cable length 3 m, 1 piece	DPX-T1DP1
Airflow sensor Cable length 3 m, 1 piece	DPX-AF1
Hub to accept 4 sensors connecting cable 1 m, assembly kit, 1 piece	60110-316

Note

- 3-phase version on request
- User manual and current firmware is available for download: Please enter order number at www.schroff.biz/oneclick/
- For power management software see page 3.78
- Suitable socket strips see Socket Strips chapter, page 3.58
- Sensors (temperature, humidity, differential pressure, airflow...) and hub for connecting multiple sensors, see from page 3.48
- 19" assembly kit, see page 3.17

Cabinet Accessories – Power Control socket strips

Telemonitored (per phase) socket strips




- Measurement of current, voltage and power (apparent and true power) per phase and sum value
- Local display of current and voltage per phase and sum value
- Ethernet interface and web interface
- Outlets to IEC 60320 with C13 sockets (230 V_{AC}, 10 A) and C19 sockets (230 V_{AC}, 16 A)
- Mains supply 230 V_{AC}/400 V_{AC}, 16 A or 32 A plug, cable length 3 m
- With magnetic circuit breakers to UL 489 (for 32 A version)
- To record temperature, humidity etc, environmental sensors can be connected



Delivery includes

Item	Qty	Description
1	1	Socket strip, black, with interfaces, socket inserts and display, mains cable length 3 m
2	1	Fixing materials kit
3	1	User manual



Display, interface

Order Information

Length mm	Inch	Height mm	Depth mm	Input	Number of outputs	Part no.
440	19"	44	133.0	230 V _{AC} , 16 A, 1-phase, IEC 60320 C20	8 x IEC C13	60110-306
1298	-	52	43.0	230 V _{AC} , 16 A, 1-phase, IEC 60320 C20	24 x IEC C13	60110-307
1539	-	52	53.0	230 V _{AC} , 32 A, 1-phase, IEC 60309	20 x IEC C13, 4 x IEC C19	60110-308
1780	-	52	65.0	400 V _{AC} , 32 A, 3-phase, IEC 60309	24 x IEC C13, 12 x IEC C19	60110-309
Accessories						
Temperature sensor Cable length 3 m, 1 piece						60110-313
Temperature/humidity combi sensor Cable length 3 m, 1 piece						60110-314
Two temperature/humidity combi sensors Cable length 2 x 3 m, 2 pieces						60110-315
Dual potential-free contact sensor Cable length x m, 1 piece						DPX-CC2-TR
Two temperature sensors and one temperature/humidity combi sensor Cable length 3 x 3 m, 1 piece						DPX-T3H1
Differential pressure and temperature sensor Cable length 3 m, 1 piece						DPX-T1DP1
Airflow sensor Cable length 3 m, 1 piece						DPX-AF1
Hub to accept 4 sensors connecting cable 1 m, assembly kit, 1 piece						60110-316

Note

- Versions with additional switching function on request
- Interface description, user manual, current firmware: To download please enter part number at www.schroff.biz/oneclick/
- For power management software see page 3.78
- Sensors (temperature, humidity, differential pressure, airflow...) and hub for connecting multiple sensors see from page 3.48

Cabinet Accessories – Power Control socket strips

Remote-controlled socket strips, telemonitored on each phase

- Measures current, voltage and power (apparent and true power) per phase and total
- Local display of current and voltage per phase and sum values
- Remote-controlled on/off switching of connected consumers
- Ethernet interface and web interface
- Outlets to IEC 60320 with C13 sockets (230 V_{AC}, 10 A) and C19 sockets (230 V_{AC}, 16 A)
- Mains supply 230 V_{AC}/ 400 V_{AC}, 16 A or 32 A plug, cable length 3 m
- With magnetic circuit breakers to UL 489 (for 32 A version)
- To record temperature, humidity etc, environmental sensors can be connected



NEW

Delivery includes

Item	Qty	Description
1	1	Socket strip, black, with interfaces, socket inserts and display, mains cable length 3 m
2	1	Fixing materials kit
3	1	User manual



00711001



00711009

Display, interface

Order Information

Length mm	Inch	Height mm	Depth mm	Input	Number of outputs	Part no.
440	19"	44	133	230 V _{AC} , 16 A, 1-phase, IEC 60320 C20	8 x IEC C13	60110-447
1297	–	52	65	230 V _{AC} , 16 A, 1-phase, IEC 60320 C20	24 x IEC C13	60110-449
1539	–	52	65	230 V _{AC} , 32 A, 1-phase, IEC 60309	20 x IEC C13, 4 x IEC C19	60110-448
1780	–	52	65	400 V _{AC} , 32 A, 3-phase, IEC 60309	24 x IEC C13, 12 x IEC C19	60110-450

Accessories

Temperature sensor Cable length 3 m, 1 piece	60110-313
Temperature/humidity combi sensor Cable length 3 m, 1 piece	60110-314
Two temperature/humidity combi sensors Cable length 2 x 3 m, 2 pieces	60110-315
Dual potential-free contact sensor Cable length x m, 1 piece	DPX-CC2-TR
Two temperature sensors and one temperature/humidity combi sensor Cable length 3 x 3 m, 1 piece	DPX-T3H1
Differential pressure and temperature sensor Cable length 3 m, 1 piece	DPX-T1DP1
Airflow sensor Cable length 3 m, 1 piece	DPX-AF1
Hub to accept 4 sensors connecting cable 1 m, assembly kit, 1 piece	60110-316

Note

- Interface description, user manual, current firmware: To download please enter part number at www.schroff.biz/oneclick/
- For power management software see page 3.78
- Sensors (temperature, humidity, differential pressure, airflow...) and hub for connecting multiple sensors see from page 3.48

Cabinet Accessories – Power Control socket strips

Remote-controlled socket strips, telemonitored on each outlet



00715009

- Remote-controlled on/off switching of connected consumers
- Measures current, voltage and power (apparent and true power) per outlet, phase and total
- Local display of current and voltage per outlet, phase and total
- Ethernet interface and web interface
- Outlets to IEC 60320 with C13 sockets (230 V_{AC}, 10 A) and C19 sockets (230 V_{AC}, 16 A)
- Mains input 230 V_{AC}, 32 A plug to IEC 60309, cable length 3 m
- With magnetic circuit breakers to UL 489
- To record temperature, humidity etc, environmental sensors can be connected



NEW

Delivery includes

Item	Qty	Description
1	1	Socket strip, black, with interfaces, socket inserts and display, mains cable length 3 m
2	1	Fixing materials kit
3	1	User manual

Order Information

Length mm	Inch	Height mm	Depth mm	Input	Number of outputs	Part no.
440	19"	44	183	230 V _{AC} , 16 A, 1	8 x IEC C13	60110-442
1539	-	52	65	230 V _{AC} 32 A, 1-phase, IEC 60309	20 x IEC C13	60110-443
1539	-	52	65	230 V _{AC} , 32 A, 1-phase, IEC 60309	20 x IEC C13, 4 x IEC C19	60110-444
1539	-	52	65	400 V _{AC} , 32 A, 3-phase, IEC 60309	21 x IEC C13, 3 x IEC C19	60110-445

Accessories

Temperature sensor Cable length 3 m, 1 piece	60110-313
Temperature/humidity combi sensor Cable length 3 m, 1 piece	60110-314
Two temperature/humidity combi sensors Cable length 2 x 3 m, 2 pieces	60110-315
Dual potential-free contact sensor Cable length x m, 1 piece	DPX-CC2-TR
Two temperature sensors and one temperature/humidity combi sensor Cable length 3 x 3 m, 1 piece	DPX-T3H1
Differential pressure and temperature sensor Cable length 3 m, 1 piece	DPX-T1DP1
Airflow sensor Cable length 3 m, 1 piece	DPX-AF1
Hub to accept 4 sensors connecting cable 1 m, assembly kit, 1 piece	60110-316

Note

- Differential current measurement available on request
- Interface description, user manual, current firmware: To download please enter part number at www.schroff.biz/oneclick/
- For power management software see page 3.78
- Sensors (temperature, humidity, differential pressure, airflow...) and hub for connecting multiple sensors see from page 3.48

Cabinet Accessories – Power Control socket strips

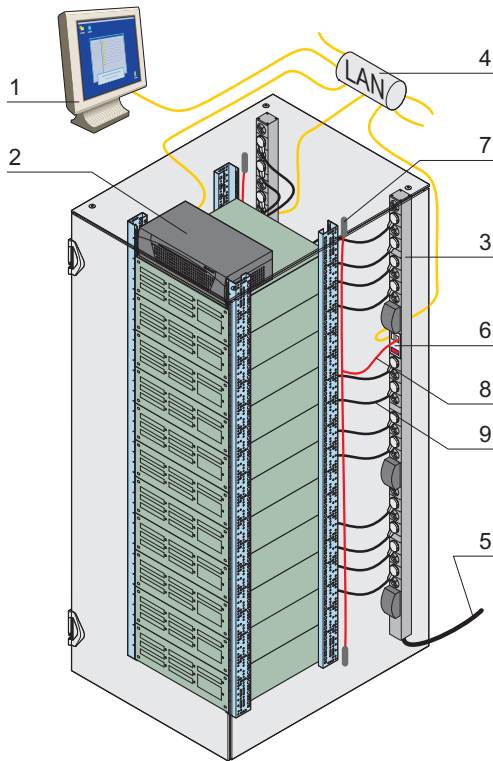
Power management software

Energy management with Power IQ®

- Centralised administration with mass configuration, firmware administration and designation of outputs
- Create energy, cost and active current reports at levels from individual plugs or IT devices through to the entire data centre
- Export graphical data
- Aggregate data from different manufacturers

Order Information

Description	Part no.
Power management software	on request



01009050

Cabling example

Item	Description
1	Real-time monitoring of web graphical user interface (GUI)
2	Existing customer server or an optionally available hardware system on which the software is installed
3	Telemonitored and remote-controlled socket strip, available with IEC C13 and C19 socket inserts
4	Linking of items 1, 2 and 3 to LAN
5	CEE power connection cable available with 230 V _{AC} (16 A or 32 A) or 400 V _{AC} (16 A and 32 A) supply
6	Local display
7	Telemonitored environmental sensors
8	Connection of sensors to socket strip
9	Mains cable, from socket strip to consumer (e.g. server)

Cabinet Accessories – Power Control socket strips ServicePLUS



configuration

Simple. Fast. For the product you want.

Components can be varied and combined freely

- Configuration options
 - Various constructions (height, length)
 - Various mains supply cables
 - Single phase and multiphase
- Measurement at phase level and switch functions
- Online configuration: www.schroff.co.uk/configuration



solution

Simple. Fast. From one source.

Integration and custom developments

- Cabinet integration, complete construction incl. cabling and function test
- Customised solutions, e.g. software modifications

Appendix – Order notes

Packaging units

A packaging unit (PU) - e.g. carton, bag - contains the stated quantity. If you order the quantity 1, you will automatically receive the quantity defined as PU.

Example: EMC textile gasket
See page 5.22
Part number 21101-853

Quantity (per part number): 10 pieces

Order quantity: Delivery quantity:

1	10 pieces
2	20 pieces
3	30 pieces

Price list

Our price list is available by e-mail from your customer consultant. Please find all contact details at www.schroff.biz/contact.

Always up-to-date

Please visit our website www.schroff.biz where we continuously inform about news and technical changes.

Quick links

Catalogue request: www.schroff.biz/catalogues

Product configurators: www.schroff.biz/conf

Contact details: www.schroff.biz/contact

Product search: www.schroff.biz/oneclick

Front Panel Express: www.frontpanelexpress.eu

VARISTAR: www.varistar.co.uk

Railway technology: www.schroff.co.uk/railway

IT Infrastructure: www.schroff.co.uk/datacom

Standard pack quantity (SPQ)

Please take into consideration that deliveries may be carried out in the stated SPQs (SPQ, e.g. 5 pieces, 10 pieces, 50 pieces, etc.). Differing order quantities (e.g. 2 pieces) may be changed to the next possible delivery quantity = Standard Pack Quantity (in this case 10 pieces).

Example: Front horizontal rail
See page 5.31
Part number 34560-228

Quantity (per part number): 1 piece
Standard pack quantity (SPQ): 10 pieces

Order quantity: Delivery quantity:

≤ 10	10 pieces
> 10 ≤ 20	20 pieces
> 20 ≤ 30	30 pieces

Delivery times

Part numbers in bold face type are ready for despatch within 2 working days; part numbers in normal type are ready for despatch within 10 working days.

Business relations

Schroff is exclusively operating in Business to Business (B2B). Private individuals can buy Schroff products via our sales representatives (see www.schroff.biz/contact).

Responsible for contents and print

Schroff GmbH, Marketing Communication,
D-75334 Straubenhardt, Germany

The data in this catalogue have been thoroughly edited and checked - in assistance with an accredited Quality Management System in accordance with EN ISO 9001:2008.

Faults and spelling mistakes, but mainly changes due to improvements and further developments of our products are subject to change. There is no possibility to claim indemnity/compensation.

Cabinets	Overview.....	1.0	LHX 20/40 Air/water heat exchangers.....	1.224	1
	Varistar Cabinet platform.....	1.2	LHX 3 Air/water heat exchangers.....	1.236	
	Varistar Electronics.....	1.10	Novastar.....	1.240	
	Varistar EMC.....	1.54	Eurorack.....	1.270	
	Varistar Seismic.....	1.84	Outdoor.....	1.316	
	Varistar MIL.....	1.120	Etsirack.....	1.346	
	Varistar Data/network systems.....	1.124	19" lab racks.....	1.354	
	Varistar Containment.....	1.202	PROLINE.....	1.362	
Wall mounted case	Overview.....	2.0			2
	Epcase.....	2.36			
	LAN wall-mounted distributors.....	2.46			
Cabinet and wall-mounted case accessories	Overview.....	3.0	Monitors, keyboards, monitoring.....	3.44	3
	Mechanics.....	3.2	Socket strips.....	3.50	
	Telescopic slides.....	3.24	Power control socket strips.....	3.72	
	Electrical.....	3.29			
Climate control	Overview.....	4.0	Accessories.....	4.58	4
	Cooling concepts/service.....	4.2			
	19" fan trays.....	4.4			
	Air filtered fans.....	4.20			
Desktop enclosures	Overview.....	5.0	Comptec.....	5.100	5
	RatiopacPRO.....	5.6	Accessories.....	5.108	
	PropacPRO.....	5.44	Interscale.....	5.200	
	CompacPRO.....	5.76	Minipac.....	5.230	
Subracks/ 19" chassis	Overview.....	6.0	EuropacPRO industrial applications.....	6.86	6
	EuropacPRO.....	6.2	EuropacPRO Rugged.....	6.92	
	EuropacPRO for railroad applications.....	6.70	MultipacPRO.....	6.112	
			Inpac.....	6.128	
Front panels, Plug-in-units, Frame type plug-in-units	Overview.....	7.0	PCB accessories.....	7.102	7
	Front panels.....	7.2			
	Plug-in units.....	7.16			
	Frame type plug-in units.....	7.64			
Systems	Overview.....	8.0	AdvancedMC modules.....	8.56	8
	AdvancedTCA.....	8.2	CompactPCI, Serial, PlusIO, PSB.....	8.68	
	AdvancedMC carriers.....	8.26	VME, VME64x, VXS, VPX.....	8.88	
	MicroTCA.....	8.36	Accessories.....	8.106	
Power supply systems	Overview.....	9.0	19" accessories.....	9.18	9
	19" AC/DC switched-mode PSUs.....	9.2	PSUs for MicroTCA.....	9.20	
	19" AC/DC linear regulators.....	9.12	PSUs for VMEbus.....	9.22	
	19" AC/DC convertors.....	9.15	PSUs for CompactPCI, VME64x.....	9.24	
Backplanes	Overview.....	10.0	VME64x, VMEbus.....	10.15	10
	CompactPCI, Serial, PlusIO.....	10.4	Power.....	10.18	
	PXI.....	10.11	Universal.....	10.19	
	VXS.....	10.14	Test adaptors.....	10.20	
Connectors, Front panel component systems	Overview.....	11.0			11
	Connectors.....	11.2			
	Front panel component system.....	11.12			
Appendix	Standards abbreviations.....	12.0			12
	Notes on ordering.....	12.10			
	Order number index.....	12.11			
	Product index.....	12.62			