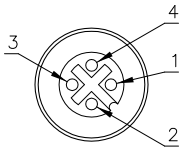


FEMALE END VIEW

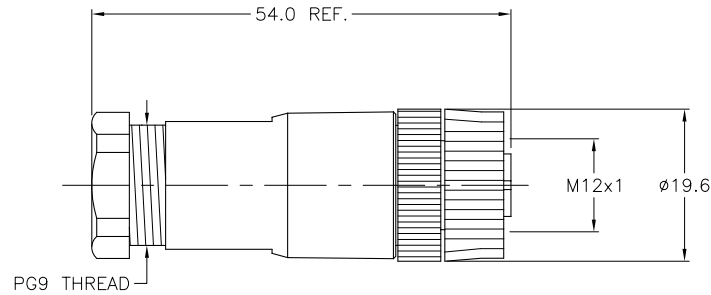


- 1 = BROWN (+ VOLTAGE)
- 2 = N/C
- 3 = BLUE (- VOLTAGE)
- 4 = N/C




SPECIFICATIONS

HOUSING MATERIAL/COLOR	NYLON/BLACK
CONTACT MATERIAL/PLATING	BRASS/GOLD
COUPLING NUT MATERIAL/COLOR	NYLON/BLACK
RATED CURRENT [A]	4.0 A
RATED VOLTAGE [V]	250 V
MAXIMUM WIRE SIZE	18 AWG
CABLE GRIP RANGE	6-8mm
TEMPERATURE RATING	-25°C to +85°C (-13°F to +185°F)
PROTECTION CLASS	IEC IP67
TERMINATION TYPE	SCREW TERMINAL



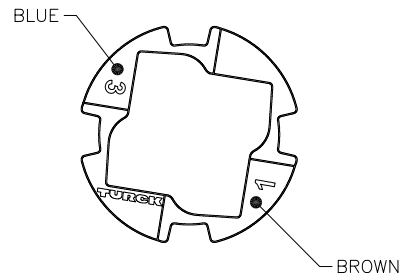
DETAIL "A"

WIRE SIDE VIEW OF CONTACT HOLDER TO SHOW LABEL DETAILS



(SCALE 2:1)

LABEL DETAIL



(CONTACT HOLDER REMOVED)

SOURCE DRAWING - FOR REFERENCE ONLY

RELATED DOCUMENTS		3RD ANGLE PROJECTION		THIS DRAWING IS PROPERTY OF TURCK INC. USE OF THIS DOCUMENT WITHOUT WRITTEN PERMISSION IS PROHIBITED.		TURCK INC High Technology Sensors and Automation Controls 3000 CAMPUS DRIVE MINNEAPOLIS, MN 55441 1-800-544-7769 (763) 553-7300 (763) 553-0708 fax turck.com		
1.			ALL DIMENSIONS DISPLAYED ON THIS DRAWING ARE FOR REFERENCE ONLY	DRFT	RDS	DATE	05/16/08	
2.				DSGN		SCALE	1=1.0	DESCRIPTION
3.		UNIT OF MEASUREMENT		MILLIMETERS		IDENTIFICATION NO.		REV
4.		CONTACT TURCK FOR MORE INFORMATION		DO NOT SCALE THIS DRAWING		U2-13620		A
MATERIAL		SEE SPECIFICATIONS		FILE: U2-13620		SHEET 1 OF 1		
FINISH		SEE SPECIFICATIONS						

A	DRAWING RELEASE	RDS	11/24/09	
REV	DESCRIPTION	BY	DATE	ECO NO.