

# Printed-circuit board connector - MSTB 2,5 HC/ 4-ST-5,08 - 1911981

Please be informed that the data shown in this PDF Document is generated from our Online Catalog. Please find the complete data in the user's documentation. Our General Terms of Use for Downloads are valid (<http://phoenixcontact.com/download>)

Plug component, Nominal current: 16 A, Rated voltage (III/2): 320 V, Number of positions: 4, Pitch: 5.08 mm, Connection method: Screw connection, Color: green, Contact surface: Tin




The figure shows a 10-position version of the product

## Why buy this product

- Available as a T version (MSTBT 2,5 HC)
- The double steel spring provides additional safety, especially in the event of temperature and power fluctuations
- CP-MSTB coding profiles as protection against mismatching
- The "High Current" (HC) versions transmit a current of 16 A



## Key commercial data

Packing unit	50 pc
Minimum order quantity	50 pc
GTIN	 4 017918 191139
Weight per Piece (excluding packing)	6.81 g
Custom tariff number	85366990
Country of origin	Germany

## Technical data

### Dimensions

Pitch	5.08 mm
Dimension a	15.24 mm

### General

Range of articles	MSTB 2,5 HC/...-ST
Insulating material group	I
Rated surge voltage (III/3)	4 kV
Rated surge voltage (III/2)	4 kV
Rated surge voltage (II/2)	4 kV
Rated voltage (III/3)	250 V

# Printed-circuit board connector - MSTB 2,5 HC/ 4-ST-5,08 - 1911981

## Technical data

### General

Rated voltage (III/2)	320 V
Rated voltage (II/2)	630 V
Connection in acc. with standard	EN-VDE
Nominal current I <sub>N</sub>	16 A (see derating curve)
Nominal cross section	2.5 mm <sup>2</sup>
Maximum load current	16 A
Insulating material	PA
Inflammability class according to UL 94	V0
Internal cylindrical gage	A3
Stripping length	7 mm
Number of positions	4
Screw thread	M3
Tightening torque, min	0.5 Nm
Tightening torque max	0.6 Nm

### Connection data

Conductor cross section solid min.	0.2 mm <sup>2</sup>
Conductor cross section solid max.	2.5 mm <sup>2</sup>
Conductor cross section stranded min.	0.2 mm <sup>2</sup>
Conductor cross section stranded max.	2.5 mm <sup>2</sup>
Conductor cross section stranded, with ferrule without plastic sleeve min.	0.25 mm <sup>2</sup>
Conductor cross section stranded, with ferrule without plastic sleeve max.	2.5 mm <sup>2</sup>
Conductor cross section stranded, with ferrule with plastic sleeve min.	0.25 mm <sup>2</sup>
Conductor cross section stranded, with ferrule with plastic sleeve max.	2.5 mm <sup>2</sup>
Conductor cross section AWG/kcmil min.	24
Conductor cross section AWG/kcmil max	12
2 conductors with same cross section, solid min.	0.2 mm <sup>2</sup>
2 conductors with same cross section, solid max.	1 mm <sup>2</sup>
2 conductors with same cross section, stranded min.	0.2 mm <sup>2</sup>
2 conductors with same cross section, stranded max.	1.5 mm <sup>2</sup>
2 conductors with same cross section, stranded, ferrules without plastic sleeve, min.	0.25 mm <sup>2</sup>
2 conductors with same cross section, stranded, ferrules without plastic sleeve, max.	1 mm <sup>2</sup>
2 conductors with same cross section, stranded, TWIN ferrules with plastic sleeve, min.	0.5 mm <sup>2</sup>
2 conductors with same cross section, stranded, TWIN ferrules with plastic sleeve, max.	1.5 mm <sup>2</sup>
Minimum AWG according to UL/CUL	30
Maximum AWG according to UL/CUL	12

# Printed-circuit board connector - MSTB 2,5 HC/ 4-ST-5,08 - 1911981

## Classifications

### eCl@ss

eCl@ss 4.0	272607xx
eCl@ss 4.1	27260701
eCl@ss 5.0	27260701
eCl@ss 5.1	27260701
eCl@ss 6.0	27260704
eCl@ss 7.0	27440402
eCl@ss 8.0	27440309

### ETIM

ETIM 3.0	EC001121
ETIM 4.0	EC002638
ETIM 5.0	EC002638

### UNSPSC

UNSPSC 6.01	30211810
UNSPSC 7.0901	39121409
UNSPSC 11	39121409
UNSPSC 12.01	39121409
UNSPSC 13.2	39121409

## Approvals

### Approvals


#### Approvals

UL Recognized / VDE Gutachten mit Fertigungsüberwachung / cUL Recognized / IECCE CB Scheme / CCA / EAC / cULus Recognized

#### Ex Approvals

#### Approvals submitted

### Approval details

UL Recognized 		
	B	D
mm <sup>2</sup> /AWG/kcmil	30-12	30-12
Nominal current I <sub>N</sub>	16 A	10 A

# Printed-circuit board connector - MSTB 2,5 HC/ 4-ST-5,08 - 1911981

## Approvals

	B	D
Nominal voltage UN	300 V	300 V

VDE Gutachten mit Fertigungsüberwachung

mm <sup>2</sup> /AWG/kcmil	0.2-2.5	
Nominal current IN	16 A	
Nominal voltage UN	250 V	

cUL Recognized

	B	D
mm <sup>2</sup> /AWG/kcmil	30-12	30-12
Nominal current IN	16 A	10 A
Nominal voltage UN	300 V	300 V

IECEE CB Scheme

mm <sup>2</sup> /AWG/kcmil	0.2-2.5	
Nominal current IN	16 A	
Nominal voltage UN	250 V	

CCA

mm <sup>2</sup> /AWG/kcmil	0.2-2.5	
Nominal current IN	16 A	
Nominal voltage UN	250 V	

EAC

cULus Recognized

## Accessories

Accessories

Bridge

## Printed-circuit board connector - MSTB 2,5 HC/ 4-ST-5,08 - 1911981

### Accessories

Insertion bridge - EBP 2- 5 - 1733169

Insertion bridge, fully insulated, for connectors with 5.0 or 5.08 mm pitch, no. of positions: 2



---

### Cable housing

Cable housing - KGG-MSTB 2,5/ 2 - 1803934



Cable housing, Pitch: 0 mm, Number of positions: 2, Dimension a: 10 mm, Color: green

---

Cable housing - KGS-MSTB 2,5/ 8 - 1783779



Cable housing, Pitch: 0 mm, Number of positions: 8, Dimension a: 40 mm, Color: green

---

### Coding element

Coding profile - CP-MSTB - 1734634

Coding profile, is inserted into the slot on the plug or inverted header, red insulating material



---

### Labeled terminal marker

Marker card - SK 5,08/3,8:FORTL.ZAHLEN - 0804293



Marker card, Card, white, labeled, Horizontal: Consecutive numbers 1 - 10, 11 - 20, etc. up to 91 - (99)100, Mounting type: Adhesive, for terminal block width: 5.08 mm, Lettering field: 5.08 x 3.8 mm

---

### Screwdriver tools

# Printed-circuit board connector - MSTB 2,5 HC/ 4-ST-5,08 - 1911981

## Accessories

Screwdriver - SZS 0,6X3,5 - 1205053



Actuation tool, for ST terminal blocks, insulated, also suitable for use as a bladed screwdriver, size: 0.6 x 3.5 x 100 mm, 2-component grip, with non-slip grip

---

## Additional products

Base strip - MSTBA 2,5 HC/ 4-G-5,08 - 1923885



Header, Nominal current: 16 A, Rated voltage (III/2): 320 V, Number of positions: 4, Pitch: 5.08 mm, Color: green, Contact surface: Tin, Mounting: Soldering

Base strip - MSTBVA 2,5 HC/ 4-G-5,08 - 1924321



Header, Nominal current: 16 A, Rated voltage (III/2): 320 V, Number of positions: 4, Pitch: 5.08 mm, Color: green, Contact surface: Tin, Mounting: Soldering

Printed-circuit board connector - FKIC 2,5 HC/ 4-ST-5,08 - 1942617



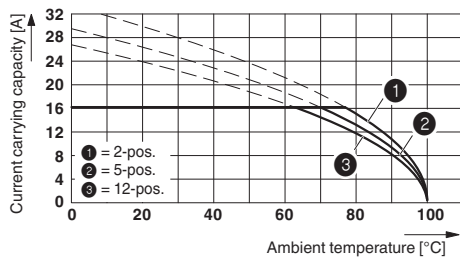
Plug component, Nominal current: 16 A, Rated voltage (III/2): 320 V, Number of positions: 4, Pitch: 5.08 mm, Connection method: Spring-cage connection, Color: green, Contact surface: Tin, COMBICON connectors may only be activated under no load conditions. If for operating reasons small loads must be switched, experimental values are available upon request.

---

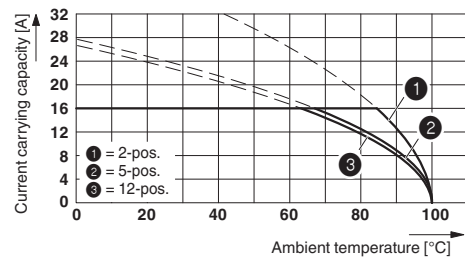
## Drawings

# Printed-circuit board connector - MSTB 2,5 HC/ 4-ST-5,08 - 1911981

Diagram



Diagram



Derating curve for: MSTB 2,5 HC/...-ST with MSTBA 2,5 HC/...-G

Derating curve for: MSTB 2,5 HC/...-ST with MSTBVA 2,5 HC/...-G

Dimensioned drawing

