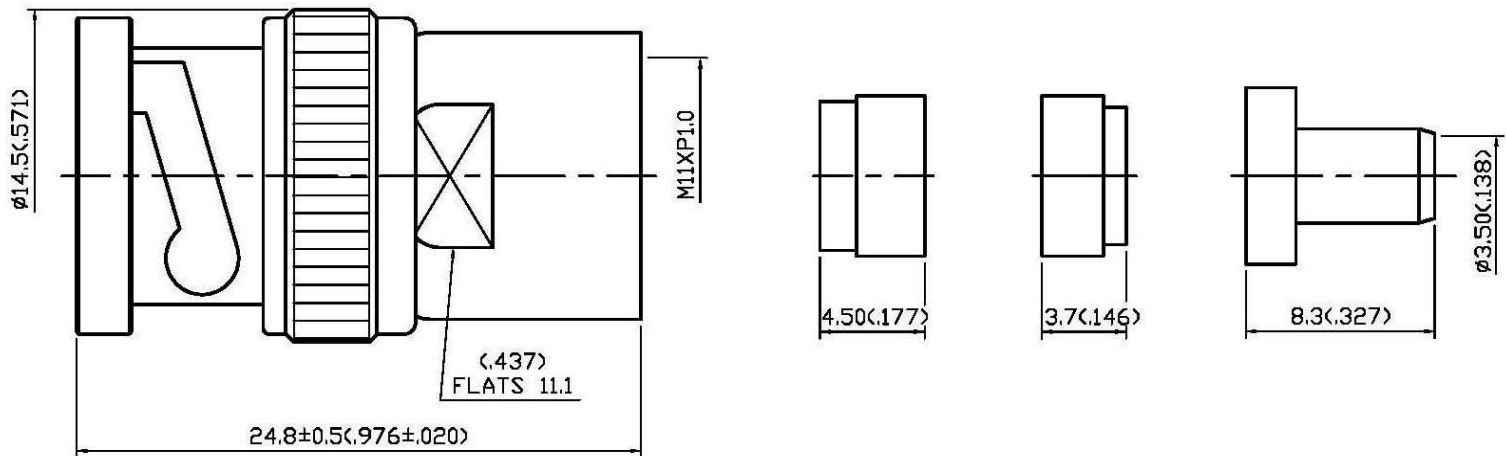


NO	DESCRIPTION	DATE
①	BACKGROUND FORMAT UPDATED	12.18.03'
②	ADD $\phi 6.4$; 5.9 \rightarrow 5.9 REF. BACKGROUND FORMAT UPDATED	07.19.12'
③	DEL PROOF VOLTAGE WORKING VOLTAGE \rightarrow VOLTAGE RATING	09.15.14'



1.0 ELECTRICAL

- 1.1 FREQUENCY RANGE: DC-1 GHz
- 1.2 NOMINAL IMPEDANCE: 75 OHMS
- 1.3 VOLTAGE RATING: 500 VOLTS MAX. ③
- 1.4 VSWR: 1.3 MAX.

2.0 MATERIALS

- 2.1 BODIES: BRASS PER JIS-C3604
- 2.2 CENTER CONTACT: BRASS PER JIS-C3604
- 2.3 INSULATION: TEFLON PER ASTM D1457 AND ASTM D1710

3.0 FINISHES AND OTHERS

- 3.1 SEE BELOW TABLE FOR DETAILS.

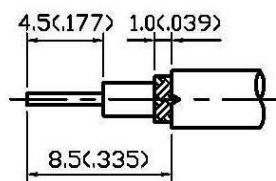
4.0 MECHANICAL

- 4.1 FOR USE WITH URM202 OR SIMILAR STYLE CABLE
- 4.2 CABLE ATTACHMENT: OUTER: CLAMP, INNER: SOLDER

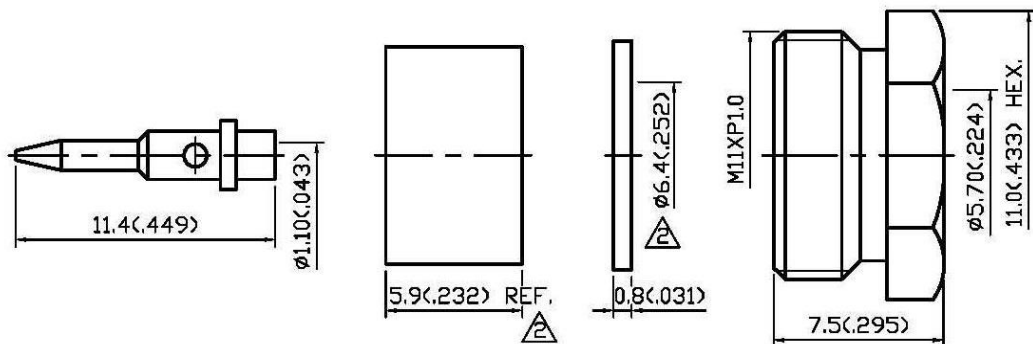
5.0 ENVIRONMENTAL

- 5.1 OPERATING TEMPERATURE RANGE: -85° C TO +165° C

13	NUT	BRASS	1	SILVER 70 μ " MIN.
12	BODY	BRASS	1	SILVER 70 μ " MIN.
11	WASHER	BRASS	1	SILVER 70 μ " MIN.
10	GASKET	SILICONE	1	RED
9	BRAID CLAMP	BRASS	1	SILVER 70 μ " MIN.
8	INSULATION	TEFLON	1	NONE
7	WASHER	BRASS	1	SILVER 70 μ " MIN.
6	SPRING WASHER	SK-5	1	NICKEL
5	WASHER	BRASS	1	NICKEL
4	GASKET	SILICONE	1	RED
3	CENTER CONTACT	BRASS	1	SILVER 70 μ " MIN.
2	INSULATION	TEFLON	1	NONE
1	SHELL	BRASS	1	SILVER 70 μ " MIN.
NO	DESCRIPTION	MATERIAL	Q'TY	FINISH



STRIPPING DIMENSION



APPROVED by _____ DATE: _____



DESCRIPTION		BNC STRAIGHT PLUG CLAMP	
製圖	DRAWN <i>Kristina</i>	TOLERANCE	品名 13-04-5 T.S.S URM202
檢圖	CHECK <i>Arc</i>	單位 mm(in)	DATE 01.20.00'
認定	APPROVAL <i>Angela</i>	比例 4:1	REV. A-3
		DWG.NO. 13-0517	