THIS DRAWING IS UNPUBLISHED. RELEASED FOR PUBLICATION - ,- .
© COPYRIGHT - BY TYCO ELECTRONICS CORPORATION. ALL INTERNATIONAL RIGHTS RESERVED.

LOC	DIST
—	—

REVISIONS

P	LTR	DESCRIPTION	DATE	DWN	APVD
	A1	REVISED PER ECO-10-014168	02AUG10	HMR	MW

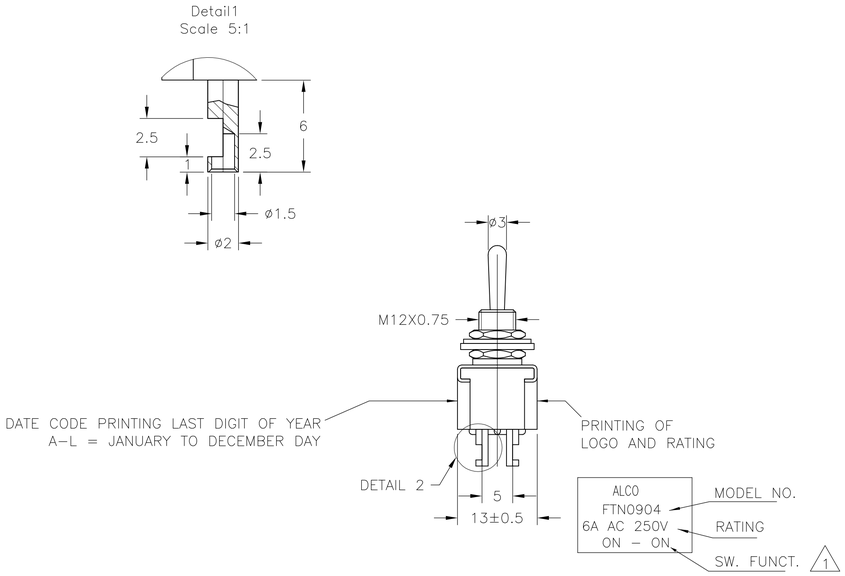

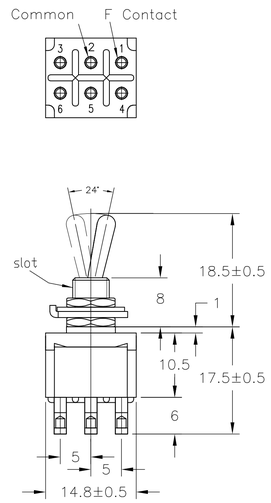

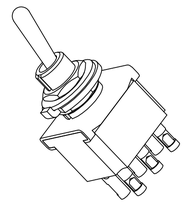

FUNCTION CHART

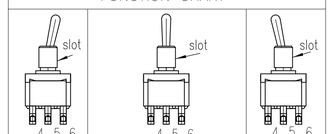

TE PN	PART	TERMINALS 1 AND 2 4 AND 5	TERMINALS 1 AND 2 5 AND 6	TERMINALS 2 AND 3 4 AND 5	TERMINALS 2 AND 3 5 AND 6
4-6437630-5	FTPA0904	ON	OFF	ON	ON
4-6437630-2	FTN0904	ON	NONE		ON
4-6437630-4	FTR0904	ON	NONE		(ON)
4-6437630-6	FTP0904	ON	OFF		ON
4-6437630-1	FTT0904	ON	OFF		(ON)
4-6437630-3	FTS0904	(ON)	OFF		(ON)
6-6437630-8	FTN09G04	ON	NONE		ON

(ON): MOMENTARY ACTION
OFF: MECHANICAL POSITION WITHOUT ELECTRICAL CONNECTION
NONE: NO MECHANICAL POSITION

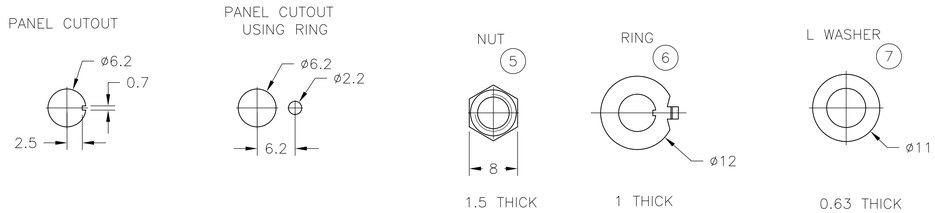

1. 0.5VA NO SWITCH FUNCTION WILL BE MARKED BUT WILL BE MARKED GOLD CON
2. OPERATING TEMPERATURE –20°C TO +70°C
3. ALL MATERIALS AND FINISHES COMPLY WITH RoHS DIRECTIVE

CONTACT MATERIAL				SPECIFICATIONS				
F CONTACT	COMMON	TE PN	PART	RATING	INITIAL CONTACT RESISTANCE	INSULATION RESISTANCE	DIELECTRIC STRENGHT	ENDURANCE
C3602BD Ep-Cu/Ni3,Au1b	C3602BD Ep-Cu/Ni3,Au1b	6-6437630-8	FTN09G04	20V AC/DC 0.4 VA MAX	MAX 10 MILLIOHMS AT DC 2~4V 0.1A	MIN 1000 M Ohms AT DC 500V	AC 1KV/1 Min (AC 1.2KV/1 SEC)	ELECTRICALLY 50,000 CYCLES AT 20 CYCLES/MIN (RATED LOAD RESISTIVE) MECHANICALLY 100,000 CYCLES AT 20 CYCLES/MIN
99,8% Silver + C3602BD Ep-Cu/Ni3,AuFb	C3602BD Ep-Cu/Ni3,Aufb	4-6437630-5 4-6437630-2 4-6437630-6 4-6437630-3	FTPA0904 FTN0904 FTP0904 FTS0904	AC 125V 6A AC 250V 6A	MAX 10 MILLIOHMS AT DC 2~4V 1A			
		4-6437630-4 4-6437630-1	FTR0904 FTT0904	AC 125V 6A AC 250V 6A	MAX 10 MILLIOHMS AT DC 2~4V 1A	MIN 1000 M Ohms AT DC 500V	AC 1KV/1 Min (AC 1.2KV/1 SEC)	ELECTRICALLY 30,000 CYCLES AT 20 CYCLES/MIN (RATED LOAD RESISTIVE) MECHANICALLY 50,000 CYCLES AT 20 CYCLES/MIN

MATERIALS CHART

Ep-Fe/Cu2,Ni4b	SK-5	L WASHER	7
Ep-Fe/Cu2,Ni3b	SPCC	RING	6
Ep-Cu/Ni3b	C3602BD	NUT	5
Ep-Cu/Ni3,Cr1b	C3602BD	ACTUATOR	4
Ep-Cu/Ni3b	C3602BD	BUSHING	3
	SUS	FRAME	2
	POLYESTER RESIN	CASE	1
OPTIONAL DESCRIPTION	MATERIAL/SURFACE	PART NAME	PART NO

PART LIST

THIS DRAWING IS A CONTROLLED DOCUMENT.

DIMENSIONS: mm

TOLERANCES UNLESS OTHERWISE SPECIFIED:
0 PLC ± –
1 PLC ± –
2 PLC ± –
3 PLC ± –
4 PLC ± –
ANGLES ± –

MATERIAL –
FINISH –

DWN RAGHAVENDRA 02AUG10
CHK MICHAEL WILBOURN 02AUG10
APVD MICHAEL WILBOURN 02AUG10
PRODUCT SPEC –
APPLICATION SPEC –
WEIGHT –

Tyco Electronics
Tyco Electronics Corporation
Harrisburg, PA 17105-3608

NAME
TOGGLE SWITCH F-SERIES DP
STANDARD LEVER

SIZE	CAGE CODE	DRAWING NO	RESTRICTED TO
A1	00779	C-1968511	–

CUSTOMER DRAWING | SCALE 1:1 | SHEET 1 OF 1 | REV A1

4805 (1/08)