

## PCB terminal block - MKDSF 3/ 4 - 1712041

Please be informed that the data shown in this PDF Document is generated from our Online Catalog. Please find the complete data in the user's documentation. Our General Terms of Use for Downloads are valid (<http://phoenixcontact.com/download>)



PCB terminal block, Nominal current: 24 A, Nom. voltage: 400 V, Pitch: 5 mm, Number of positions: 4, Connection method: Screw connection, Mounting: Soldering, Conductor/PCB connection direction: 90 °, Color: green, The article can be aligned to create different nos. of positions!


The illustration shows a 2-position version

### Why buy this product

- ✓ MKDSF 3 with angled solder pin guided out the back of the housing
- ✓ Horizontal series with vertical connection direction to the PCB
- ✓ Generously dimensioned wiring space, solid conductors up to 4 mm<sup>2</sup>



### Key commercial data

Packing unit	50 pc
GTIN	 4 017918 023782
Weight per Piece (excluding packing)	7.96 g
Custom tariff number	85369010
Country of origin	Germany

### Technical data

#### Dimensions

Length	18 mm
Pitch	5 mm
Dimension a	15 mm
Pin dimensions	0,9 x 0,9 mm
Hole diameter	1.3 mm

#### General

Range of articles	MKDSF 3
Insulating material group	I
Rated surge voltage (III/3)	4 kV
Rated surge voltage (III/2)	4 kV
Rated surge voltage (II/2)	4 kV

# PCB terminal block - MKDSF 3/ 4 - 1712041

## Technical data

### General

Rated voltage (III/3)	250 V
Rated voltage (III/2)	400 V
Rated voltage (II/2)	630 V
Connection in acc. with standard	EN-VDE
Nominal current $I_N$	24 A
Nominal cross section	2.5 mm <sup>2</sup>
Maximum load current	32 A (with 4 mm <sup>2</sup> conductor cross section)
Insulating material	PA
Solder pin surface	Sn
Inflammability class according to UL 94	V0
Internal cylindrical gage	A3
Stripping length	8 mm
Number of positions	4
Screw thread	M3
Tightening torque, min	0.5 Nm
Tightening torque max	0.6 Nm

### Connection data

Conductor cross section solid min.	0.2 mm <sup>2</sup>
Conductor cross section solid max.	4 mm <sup>2</sup>
Conductor cross section stranded min.	0.2 mm <sup>2</sup>
Conductor cross section stranded max.	2.5 mm <sup>2</sup>
Conductor cross section stranded, with ferrule without plastic sleeve min.	0.25 mm <sup>2</sup>
Conductor cross section stranded, with ferrule without plastic sleeve max.	2.5 mm <sup>2</sup>
Conductor cross section stranded, with ferrule with plastic sleeve min.	0.25 mm <sup>2</sup>
Conductor cross section stranded, with ferrule with plastic sleeve max.	2.5 mm <sup>2</sup>
Conductor cross section AWG/kcmil min.	24
Conductor cross section AWG/kcmil max	12
2 conductors with same cross section, solid min.	0.2 mm <sup>2</sup>
2 conductors with same cross section, solid max.	1.5 mm <sup>2</sup>
2 conductors with same cross section, stranded min.	0.2 mm <sup>2</sup>
2 conductors with same cross section, stranded max.	1.5 mm <sup>2</sup>
2 conductors with same cross section, stranded, ferrules without plastic sleeve, min.	0.25 mm <sup>2</sup>
2 conductors with same cross section, stranded, ferrules without plastic sleeve, max.	0.75 mm <sup>2</sup>
2 conductors with same cross section, stranded, TWIN ferrules with plastic sleeve, min.	0.5 mm <sup>2</sup>
2 conductors with same cross section, stranded, TWIN ferrules with plastic sleeve, max.	1.5 mm <sup>2</sup>

# PCB terminal block - MKDSF 3/ 4 - 1712041

## Classifications

### eCl@ss

eCl@ss 4.0	27141109
eCl@ss 4.1	27141109
eCl@ss 5.0	27141190
eCl@ss 5.1	27141190
eCl@ss 6.0	27261101
eCl@ss 7.0	27440401
eCl@ss 8.0	27440401

### ETIM

ETIM 3.0	EC001121
ETIM 4.0	EC002643
ETIM 5.0	EC002643

### UNSPSC

UNSPSC 6.01	30211801
UNSPSC 7.0901	39121432
UNSPSC 11	39121432
UNSPSC 12.01	39121432
UNSPSC 13.2	39121432

## Approvals

### Approvals

---

#### Approvals

CSA / UL Recognized / SEV / cUL Recognized / CCA / EAC / cULus Recognized

---

#### Ex Approvals

---

#### Approvals submitted

---


### Approval details

CSA 	B	D	
	mm <sup>2</sup> /AWG/kcmil	28-12	28-12
	Nominal current I <sub>N</sub>	10 A	10 A

# PCB terminal block - MKDSF 3/ 4 - 1712041

## Approvals


	B	D
Nominal voltage UN	300 V	300 V

UL Recognized 

	B	D
mm <sup>2</sup> /AWG/kcmil	30-12	30-12
Nominal current IN	15 A	10 A
Nominal voltage UN	250 V	300 V

SEV

mm <sup>2</sup> /AWG/kcmil	4
Nominal voltage UN	250 V

cUL Recognized 

	B	D
mm <sup>2</sup> /AWG/kcmil	30-12	30-12
Nominal current IN	15 A	10 A
Nominal voltage UN	250 V	300 V

CCA

mm <sup>2</sup> /AWG/kcmil	4
Nominal voltage UN	250 V

EAC

cULus Recognized 

## Accessories

Accessories

Bridge

## PCB terminal block - MKDSF 3/ 4 - 1712041

### Accessories

Insertion bridge - EBP 2- 5 - 1733169



Insertion bridge, fully insulated, for connectors with 5.0 or 5.08 mm pitch, no. of positions: 2

Insertion bridge - EBP 4- 5 - 1733185



Insertion bridge, fully insulated, for connectors with 5.0 or 5.08 mm pitch, no. of positions: 4

### Labeled terminal marker

Marker card - SK 5/3,8:FORTL.ZAHLEN - 0804183



Marker card, Card, white, labeled, Horizontal: Consecutive numbers 1 - 10, 11 - 20, etc. up to 91 - (99)100, Mounting type: Adhesive, for terminal block width: 5 mm, Lettering field: 5 x 3.8 mm

### Screwdriver tools

Screwdriver - SZS 0,6X3,5 - 1205053

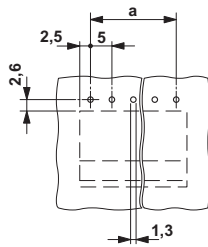


Actuation tool, for ST terminal blocks, insulated, also suitable for use as a bladed screwdriver, size: 0.6 x 3.5 x 100 mm, 2-component grip, with non-slip grip

### Drawings

## PCB terminal block - MKDSF 3/ 4 - 1712041

Drilling diagram



Dimensioned drawing

