

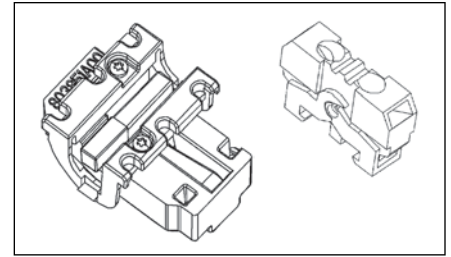
VL Molded Case Circuit Breakers

Internal Accessories for JG 400A and LG 600A Frames

Selection

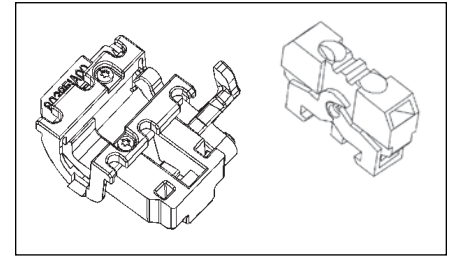
Auxiliary Switch and Alarm Switch Combination Kits

Description	Mounting Pocket ^①	Catalog Number	List Price \$
1 Alarm Switch 1A/B ^③ Bases AMBL2 & AMBL3	Left, Right ^②	ASKL1	
2 Aux. Switches 1A + 1B Bases AMBL1	Left, Right, Neutral	ASKL2	
2 Aux. + 1 Alarm Switches 1A + 1B, 1A/B ^③ Bases AMBL2 & AMBL3	Left, Right ^②	ASKL3	



Auxiliary/Alarm Switch Mounting Base Only

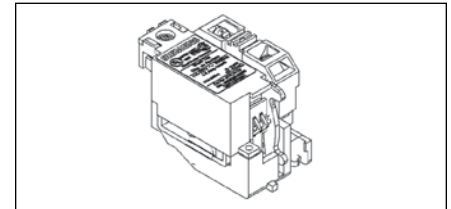
Description	Mounting Pocket	Catalog Number	List Price \$
Up to 3 Auxiliary Switches	Left, Right, Neutral	AMBL1	
2 Aux. + 1 Alarm Switch	Left Pocket Only	AMBL2	
2 Aux. + 1 Alarm Switch	Right Pocket Only	AMBL3	



Auxiliary/Alarm Switch Only

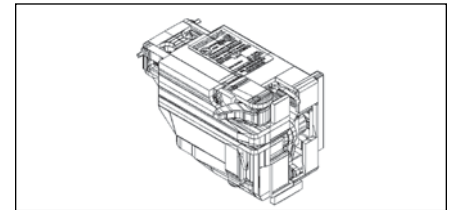
Common to DG - PG Frames

Description	Catalog Number	List Price \$
1 Normally Open Contact (1A)	ASWPA	
1 Normally Closed Contact (1B)	ASWPB	



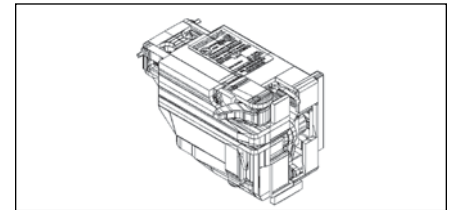
Shunt Trips

Description	Mounting Pocket	Catalog Number	List Price \$
24 VDC	Right Pocket Only	STRLB24DC	
48-60 VDC		STRLC60DC	
110-127 VDC		STRLD125DC	
220-250 VDC		STRLE250DC	
48-60 VAC		STRLM60	
110-127 VAC		STRLN120	
208-277 VAC		STRLS277	
380-600 VAC		STRLV600	



Undervoltage Release

Description	Mounting Pocket	Catalog Number	List Price \$
12 VDC	Right Pocket Only	UVRLA12DC	
24 VDC		UVRLB24DC	
48 VDC		UVRLC48DC	
60 VDC		UVRLG60DC	
110-127 VDC		UVRLD125DC	
220-250 VDC		UVRLE250DC	
24 VAC		UVRL24	
110-127 VAC		UVRLN120	
220-240 VAC		UVRLR240	
208 VAC		UVRLP208	
277 VAC		UVRLS277	
380-415 VAC		UVRLT415	
440-480 VAC		UVRLU480	



^① 'A' refers to a normally open contact (open when the breaker contacts are open).

^② 'B' refers to a normally closed contact (closed when the breaker contacts are open).

^③ Refer to the "Accessory Locations" chart for guidelines and limitations about which pockets may be used for accessory combinations.

^④ Includes 1A and 1B contact for alarm purposes, only one of which may be installed at any time.