Connection Units, 20A DP Switches & Flex Outlet Plates

LOGIC PLUS





Product range

	List No.
13A DP Connection unit, switched	K1040 WHI
with tamper-proof screw fuse carrier	K1040 KO WHI
with neon indicator	K1060 WHI
with bottom flex outlet*	K330 WHI
with bottom flex outlet* and neon indicator	K370 WHI
with front flex outlet* and neon indicator	K1070 WHI
13A Connection units, unswitched	
with bottom flex outlet	K337 WHI
with bottom flex outlet and tamper-proof screw fuse carrier	K337 KO WHI
with bottom flex outlet and neon indicator	K377 WHI
20A DP switches	
with bottom flex outlet	K5403 WHI
with bottom flex outlet and neon indicator	K5423 WHI
with bottom flex outlet and neon indicator, marked 'water heater'	K5423 WH WHI
Flex outlet plate, unswitched and unfused	K1090 WHI

Standards and approvals

All Logic Plus connection units comply with BS 1363: Part 4: 1995.
The 20A DP switch complies with BS 3676: Part 1: 1989
The flex outlet plate complies with BS 5733: 1995.
Fuses are to BS 1362.

Description

A range of 13A fused connection units and 20A DP switches designed for the connection of refrigerators, water heaters, central heating boilers and other fixed appliances.

The ranges are designed for ease of installation and have the advantageous design features of the Logic Plus range.

Neon indicators

Neon indicators can be included in the rockers of the switched connection units. In the case of unswitched units, they are located centrally and uppermost on the face plate. Neon indicators are integrally wired into the product and do not require separate connection when installing.
The design gives 170° visibility in the horizontal and vertical planes.

Description (continued)

Fuse carriers

These are captive and are opened by a fast acting, screwdriver operated worm drive for ease of replacement. A tamper-proof version is also available.
Fuse carriers can be locked open using a padlock, List No. K2000.

Flex outlets

Bottom outlet types are supplied with blanking plug allowing use where the bottom outlet is not required. Spare blanking plugs are available.

The products are equipped with very strong, push-fit nylon cord grips making installation safe, quick and easy.

Flex outlet plate

An unfused flex outlet with cord grip plate and 3 pairs of terminals.

Features

- *Optional indicators in the switch rockers with 170° visibility in the horizontal and vertical planes*
- *Worm-drive operated fuse carriers for additional security (tamper-proof version available)*
- *Fuse carrier lockable in open position*
- *All supply and load cores can be cut and stripped to the same length*
- *Integrally wired indicators save installation time*
- Push-fit cord grips, for safer, quicker installation
- Angled, top mounted terminal screws simplify wiring
- Moulded 'on' indicator flash on switches cannot rub off - totally safe
- Captive fuse carrier
- Additional electrical safety from neutral 'make first', 'break last' feature
- Secure cable and flexible cord connection
- All terminal and fixing screws operated by one-size (4 mm) screwdriver
- Backed out and captive terminal screws

Box types

	Flush box list no.	Surface (plastic) box list no.	Surface (metal) box list no.
All bottom flex outlet products	866 ZIC	K2140 WHI	K2213 or K221 (without knockouts)
Other products	866 ZIC	K2031 WHI	K2213 or K2211 (without knockouts)

Dimensions

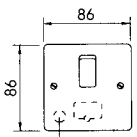

Connection unit/20 Amp DP switch

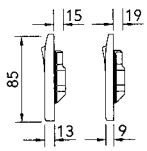

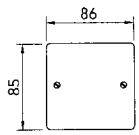

Flex outlet plate

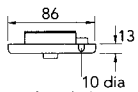

View from below showing bottom cable entry

Technical specification

Electrical

Voltage rating:	250 V AC
Current rating:	Connection units - 13 Amp D.P. switches - 20 Amp Flex outlets - 20 Amp
Terminal capacity:	
Supply terminal	2 x 6 mm^2 stranded 2 x 4 mm^2 3 x 2.5 mm^2
Load terminals:	2 x 6 mm^2 stranded (1 x 6 mm^2 on earth terminal) 2 x 4 mm^2 3 x 2.5 mm^2
Flex outlet/cord grip capacities:	Connection units: min: 2 core, 0.5 mm max: 3 core, 1.5 mm 20 Amp DP switches & flex outlet plate min: 3 core, 1.5 mm max: 3 core, 2.5 mm

Physical

Ambient operating temperature:	-5°C to + 40°C (not to exceed an average of more than 25°C in any 24 hour period)
IP rating:	IP4X
Max. installation altitude:	2000 metres

Connections and flex outlets

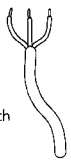

Supply and load cable cords cut and stripped to same length



Bottom outlet and cord grip

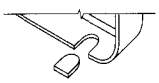

Blanking plug for bottom outlet



Front outlet and cord grip

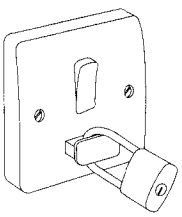

Lockable fuse carrier

Installation

Logic Plus connection units and 20A cable outlets and switches can be wall or bench mounted. Do not use on a trailing lead.

Wiring

Products must be installed in accordance with current IEE Regulations.

Cable Management

Logic Plus connector units and DP switches can be mounted in a variety of MK trunking systems. See main Catalogue for further details.