


KADS-8070/3 SERIES



ATTENTION
OBSERVE PRECAUTIONS
FOR HANDLING
ELECTROSTATIC
DISCHARGE
SENSITIVE
DEVICES



Features

- High efficient lightsource.
- Designed for high current operation.
- Low thermal resistance.
- Encapsulation : Silicone resin.
- Compatible with IR-reflow processes.
- ESD protection .
- Package : 500pcs / reel.
- RoHS compliant.

Applications

- Substitution of micro incandescent lamps.
- Portable light source.
- Signal and symbol luminaire for orientation.
- Marker lights (e.g. steps, exit ways, etc).
- Decorative and entertainment lighting.
- Commercial and residential lighting.
- Emergency-vehicle lighting.

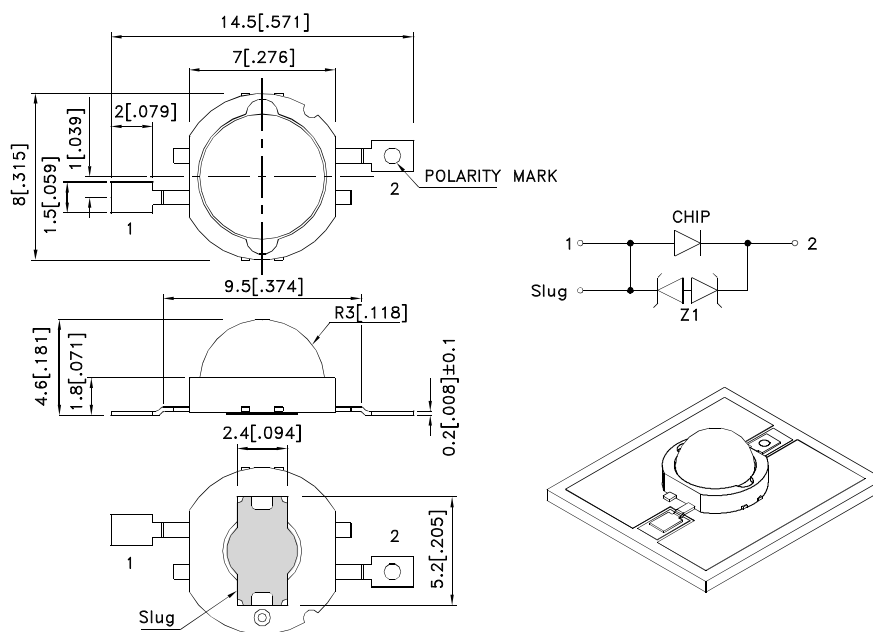
Application Note

Static electricity and surge damage the LEDs.

It is recommended to use a wrist band or anti-electrostatic glove when handling the LEDs.

All devices, equipment and machinery must be electrically grounded.

Package Dimensions



Notes:

1. All dimensions are in millimeters (inches).
2. Tolerance is $\pm 0.25(0.01")$ unless otherwise noted.
3. Specifications are subject to change without notice.
4. The device has a single mounting surface. The device must be mounted according to the specifications.



Flux Characteristics at 700mA Ambient Temperature, $T_a = 25^\circ\text{C}$

Color	Part No.	Luminous Flux (lm) @ 700mA [1]			Typical Luminous Flux (lm) [1]
		Code.	Min.	Max.	Typ.
Blue(InGaN)	KADS-8070QB11Z1S/3	B5	20	24	27
		B6	24	29	
		B7	29	35	

Note:

1. Minimum luminous flux performance guaranteed within published operating conditions. Kingbright maintains tolerance of +/-15% on flux.

Optical Characteristics at 700mA Ambient Temperature, $T_a = 25^\circ\text{C}$

Color	Dominant Wavelength [1] λ_D			Typical Spectral Halfwidth [2] (nm) $\Delta\lambda_{1/2}$	Typical Temperature Coefficient of Dominant Wavelength (nm/ $^\circ\text{C}$) $\Delta\lambda_D/\Delta T$	Typical Viewing Angle [3] (degrees) $2\theta_{1/2}$
	Min.	Typ.	Max.			
Blue	450nm	460nm	465nm	20	0.10	90°

Notes:

1. Dominant wavelength is derived from the CIE 1931 Chromaticity diagram and represents the perceived color.
2. Spectral width at 1/2 of the peak intensity.
3. Viewing angle is the off axis angle from lamp centerline where the luminous intensity is 1/2 of the peak value.

Electrical Characteristics at 700mA Ambient Temperature, $T_a = 25^\circ\text{C}$

Color	Forward Voltage V_f [1] (V)			Typical Temperature Coefficient of Forward Voltage [2] (mV/ $^\circ\text{C}$) $\Delta V_f/\Delta T$	Typical Thermal Resistance ($^\circ\text{C}/\text{W}$) $R_{th\ j\text{-slug}}$
	Min.	Typ.	Max.		
Blue	3.4	3.9	4.3	-4.3	7

Notes:

1. Kingbright maintains a tolerance of +/- 0.1V on forward voltage measurements.
2. Measured between $25^\circ\text{C} < T_J < 110^\circ\text{C}$ at $I_F = 700\text{ mA}$.

Absolute Maximum Ratings

Parameter	Blue
DC Forward Current (mA) [1]	700
Peak Pulsed Forward Current (mA)	1000
Average Forward Current (mA)	700
Reverse Voltage (V)	5
ESD Sensitivity	8000V HBM
LED Junction Temperature (°C)	110
Operation Temperature (°C)	-40 to + 100
Storage Temperature (°C)	-40 to + 110
Soldering Temperature (°C)	260 For 5 Seconds

Note:

1. Proper current derating must be observed to maintain junction temperature below the maximum.

Moisture Sensitivity

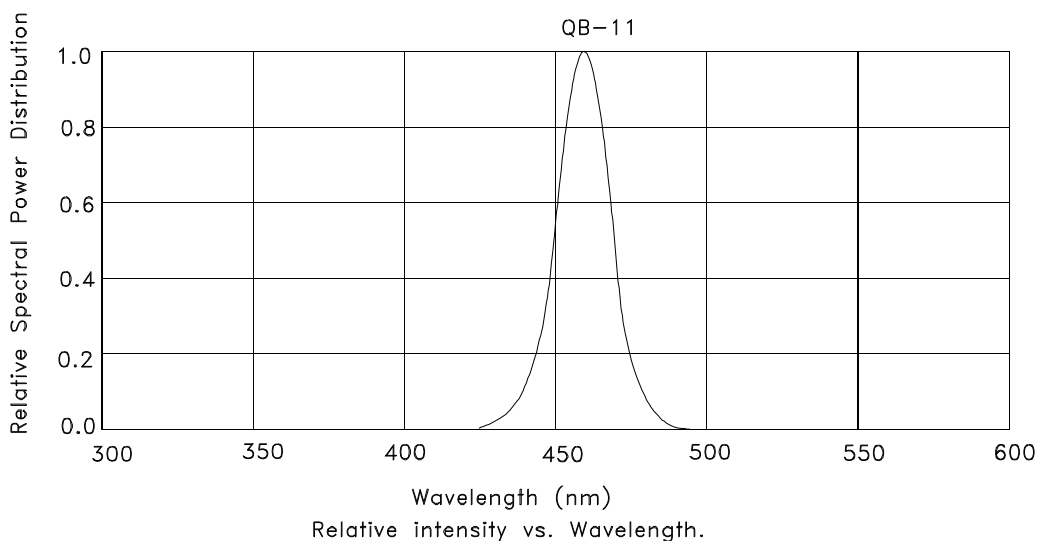
KADS-8070/3 LEDs are packaged in airtight and moisture-resistant bags to prevent moisture absorption which may lead to catastrophic failure in reflow soldering process. Kingbright recommends that the devices must be baked before soldering if they are removed from the original package, and are exposed to environmental conditions for longer than the durations (unit: days) defined in the table below. Recommended baking conditions are 24 hours at 80°C.

Temperature	Maximum Percent Relative Humidity						
	30%	40%	50%	60%	70%	80%	90%
30°C	9	5	4	3	1	1	1
25°C	12	7	5	4	2	1	1
20°C	17	9	7	6	2	2	1

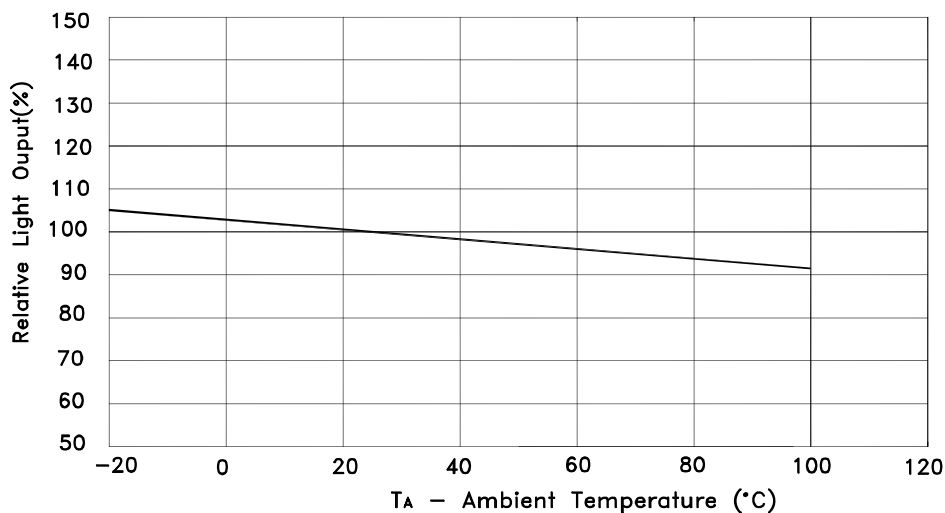
Storage Conditions

After being removed from the original sealed package, KADS-8070/3 LEDs should be stored at a temperature of 25 °C with a relative humidity lower than 10%. Under such conditions, storage duration is excluded from the exposure duration as defined in the Moisture Sensitivity section.

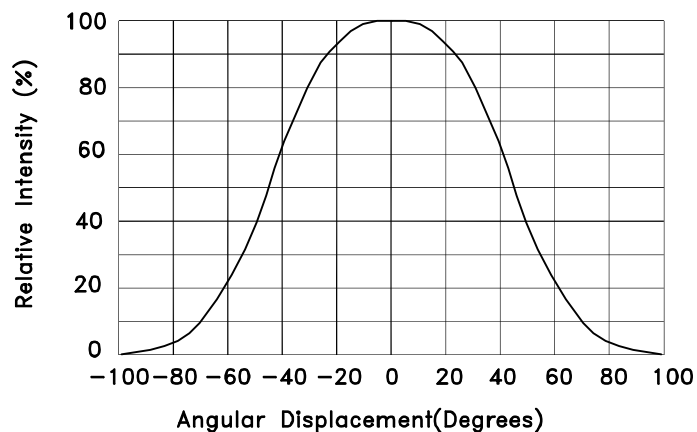
Wavelength Characteristics $T_a = 25^\circ\text{C}$



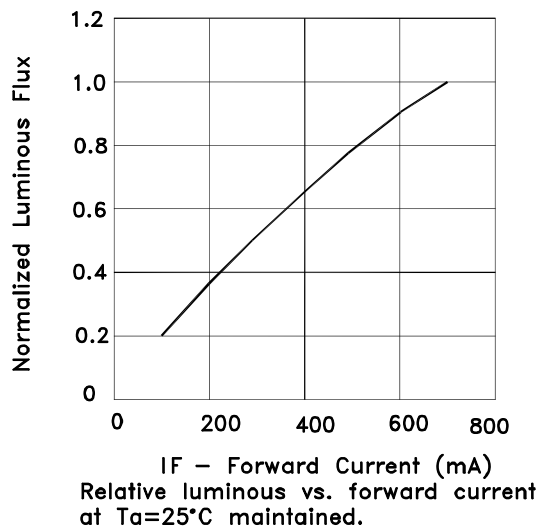
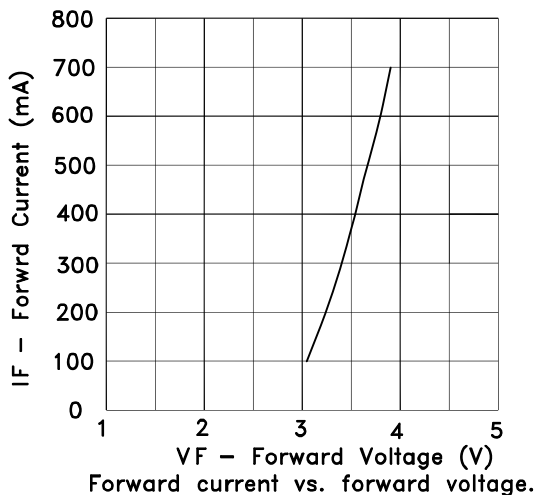
Light Output Characteristics



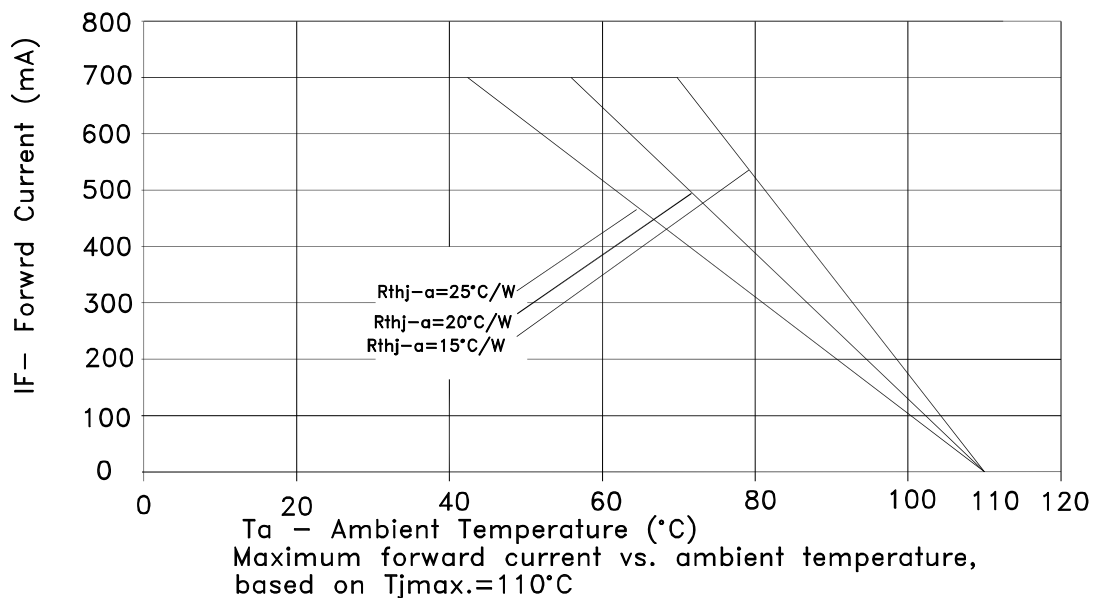
Representative Typical Spatial Radiation Pattern



Forward Current Characteristics, $T_a = 25^\circ\text{C}$

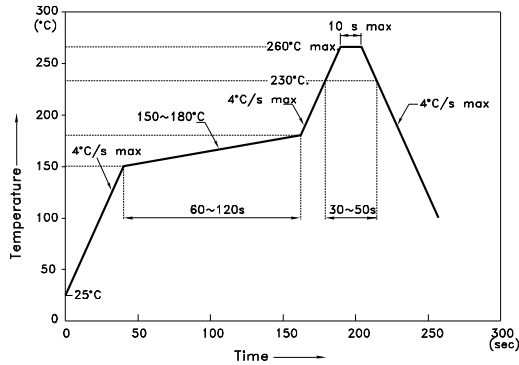


Current Derating Curves

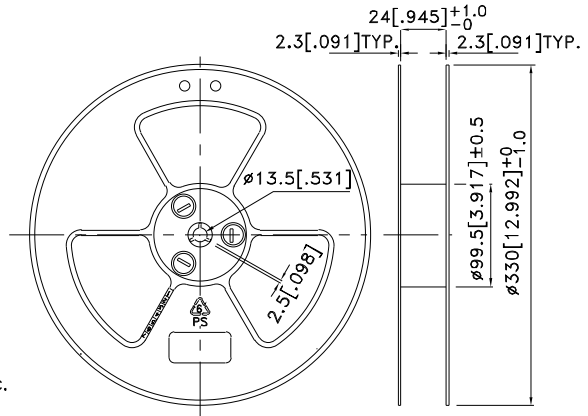


Reflow soldering is recommended and the soldering profile is shown below.
Other soldering methods are not recommended as they might cause damage to the product.

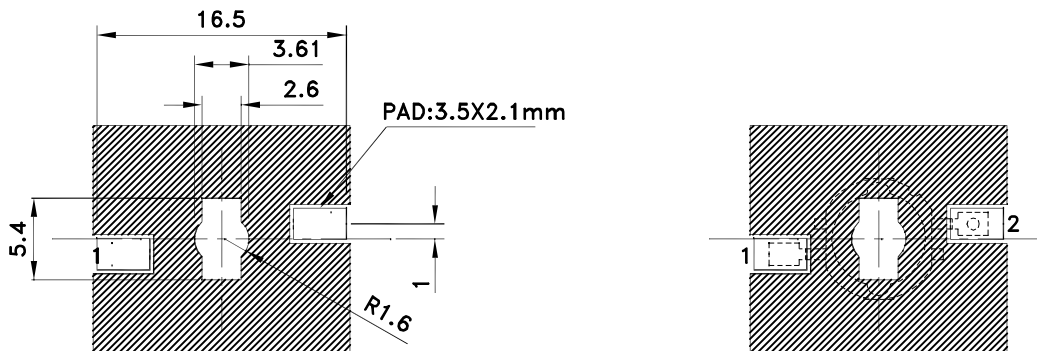
Reflow Soldering Profile For Lead-free SMT Process. Reel Dimension



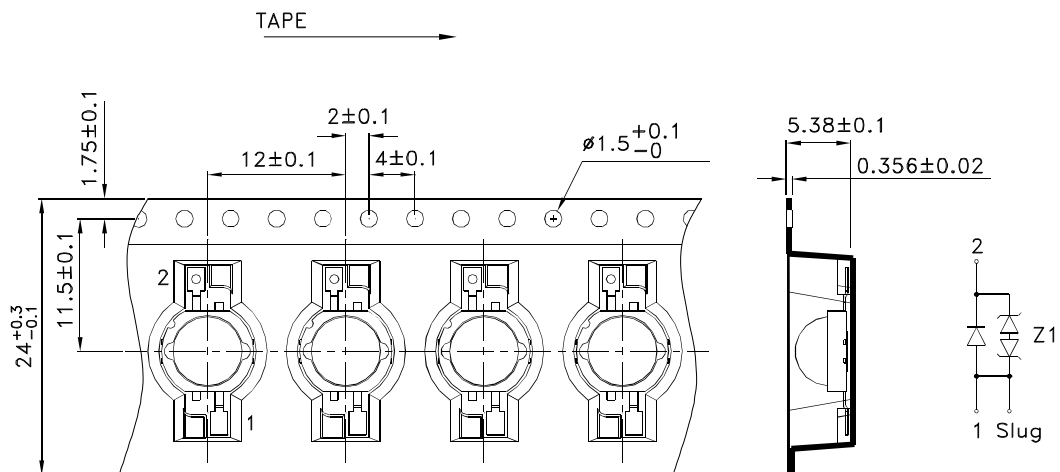
- NOTES:
1. We recommend the reflow temperature 245°C (+/-5°C). The maximum soldering temperature should be limited to 260°C.
 2. Don't cause stress to the epoxy resin while it is exposed to high temperature.
 3. Number of reflow process shall be 2 times or less.



Recommended Soldering Pattern (Units : mm ; Tolerance: ± 0.1)



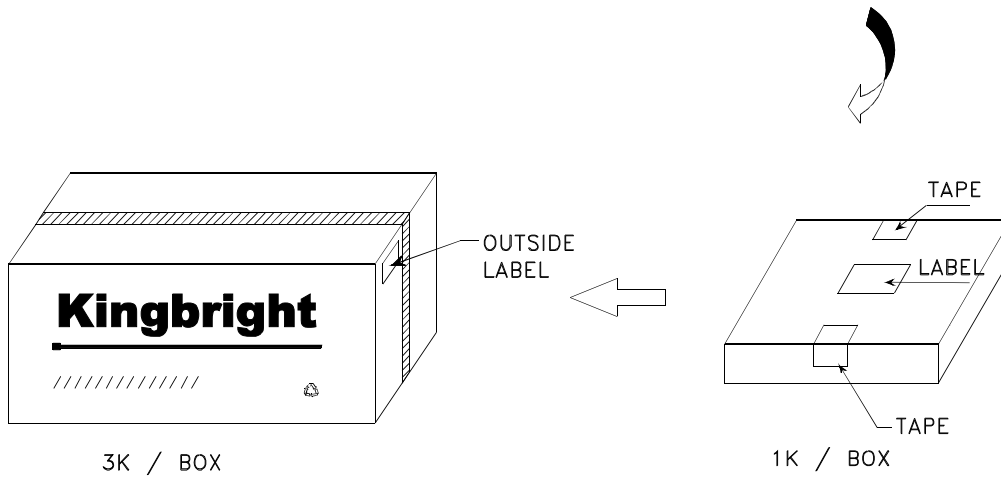
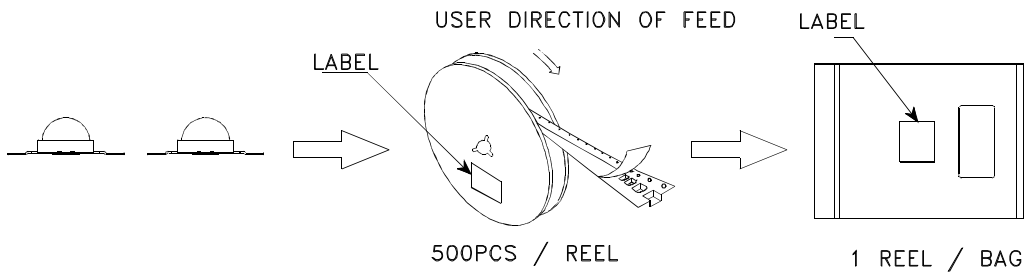
Tape Dimensions (Units : mm)




Kingbright

PACKING & LABEL SPECIFICATIONS

KADS-8070/3 SERIES



<h1>Kingbright</h1>	
P/NO: KADS-8070xxx	
QTY: 500 pcs	Q.C. Q C XX XX XXXX PASSED
S/N: XXXX	
CODE: XXX	
LOT NO:	
 XXXXXXXXXXXX	
RoHS Compliant	