

## Single relay - REL-PR3- 24DC/3X1 - 2903706

Please be informed that the data shown in this PDF Document is generated from our Online Catalog. Please find the complete data in the user's documentation. Our General Terms of Use for Downloads are valid (<http://download.phoenixcontact.com>)

Plug-in high-power relay with power contacts, 3 N/O contacts, coil voltage: 24 V DC



### Key commercial data

Packing unit	1 pc
Weight per Piece (excluding packing)	80.0 GRM
Custom tariff number	85364190
Country of origin	Poland

### Technical data

#### Dimensions

Width	38.6 mm
Height	45.5 mm
Depth	36.1 mm

#### Ambient conditions

Ambient temperature (operation)	-40 °C ... 70 °C
Ambient temperature (storage/transport)	-40 °C ... 85 °C

#### Coil side

Nominal input voltage $U_N$	24 V DC
Input voltage range in reference to $U_N$	(see diagram)
Nominal input current at $U_{IN}$	70 mA
Typical response time	20 ms
Typical release time	15 ms
Status display	Yellow LED
Protective circuit	Damping diode

# Single relay - REL-PR3- 24DC/3X1 - 2903706

## Technical data

### Contact side

Contact type	Single contact, 3 N/O contacts
Contact material	AgNi
Maximum switching voltage	440 V AC 250 V DC
Minimum switching voltage	10 V (At 24 mA)
Maximum inrush current	50 A (20 ms, N/O contact)
Min. switching current	10 mA (at 24 V)
Limiting continuous current	16 A
Interrupting rating (ohmic load) max.	384 W (at 24 V DC) 720 W (at 48 V DC) 600 W (at 60 V DC) 660 W (at 110 V DC) 183 W (at 220 V DC) 4000 VA (for 250 V AC) 4000 VA (At 440 V AC)
Switching capacity in acc. with DIN VDE 0660/IEC 60947	1 A (at 24 V, DC13) 1 A (at 120 V, DC13) 1 A (at 220 V, DC13) 1.5 A (at 24 V, AC15) 1.5 A (at 120 V, AC15) 1.5 A (at 240 V, AC15)
3-phase motor load	1500 W (bei 400 V, AC3)
Motor load according to UL 508	1/3 HP, 120 V AC (single-phase AC motor) 1/2 HP, 240 V AC (single-phase AC motor) 1/2 HP, 240 V AC (three-phase induction motor)

### General

Test voltage relay winding/relay contact	2.5 kV <sub>rms</sub> (50 Hz, 1 min.)
Test voltage relay contact/relay contact	2.5 kV <sub>rms</sub> (50 Hz, 1 min.)
Test voltage N/O contact/N/O contact	2.5 kV <sub>rms</sub> (50 Hz, 1 min.)
Operating mode	100% operating factor
Degree of protection	RT I
Mechanical service life	Approx. 10 <sup>7</sup> cycles
Name	Air and creepage distances between the power circuits
Standards/regulations	IEC 60664
Rated insulation voltage	250 V AC
Pollution degree	3

# Single relay - REL-PR3- 24DC/3X1 - 2903706

## Technical data

### General

Surge voltage category	III
Name	Standards/regulations
Standards/regulations	IEC 61810
Mounting position	any

### Connection data

Connection method	Plug connection
-------------------	-----------------

## Classifications

### eCl@ss

eCl@ss 4.0	27371104
eCl@ss 4.1	27371104
eCl@ss 5.0	27371001
eCl@ss 5.1	27371001
eCl@ss 6.0	27371001
eCl@ss 7.0	27371001
eCl@ss 8.0	27371001

### ETIM

ETIM 3.0	EC000196
ETIM 4.0	EC000196
ETIM 5.0	EC000196

### UNSPSC

UNSPSC 6.01	30211916
UNSPSC 7.0901	39121515
UNSPSC 11	39121515
UNSPSC 12.01	39121515
UNSPSC 13.2	39121515

## Approvals

### Approvals

---

### Approvals

CSA / UL Recognized / cUL Recognized / cULus Recognized

---

## Single relay - REL-PR3- 24DC/3X1 - 2903706

### Approvals



Ex Approvals

---

Approvals submitted

---

### Approval details



### Accessories

Accessories

Relay socket

Relay socket - RIF-4-BPT/3X21 - 2900961



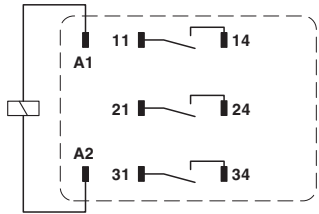
RIF-4... relay base, for high-power relay with 2 or 3 PDTs or 3 N/O contacts, push-in connection, plug-in option for input/suppressor modules, for mounting on NS 35/7,5

---

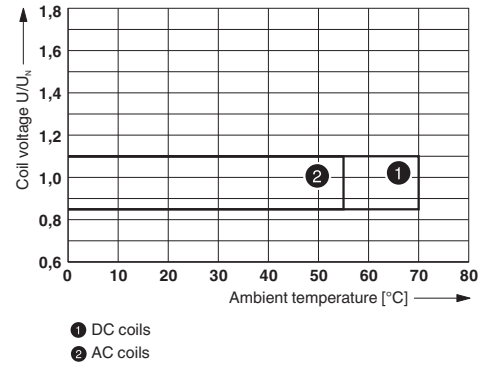
### Drawings

# Single relay - REL-PR3- 24DC/3X1 - 2903706

Circuit diagram

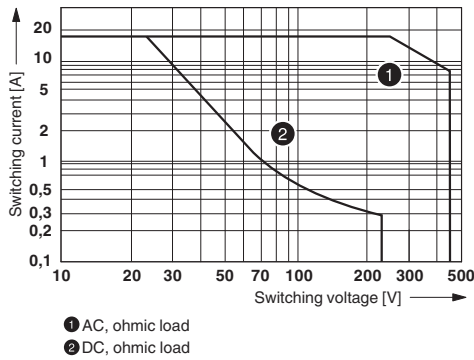


Diagram



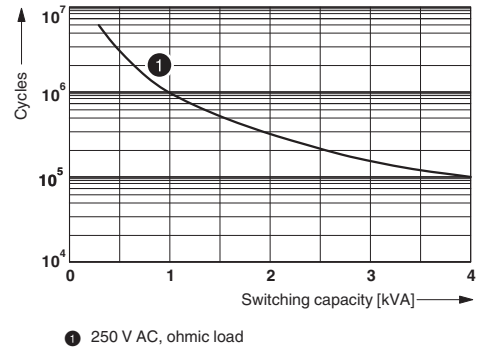
Operating voltage range

Diagram



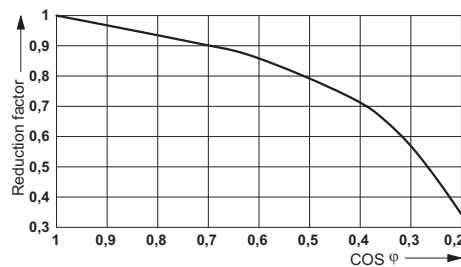
Interrupting rating

Diagram



Electrical service life

Diagram



Service life reduction factor

