

# CAB 3™ marking system

accessories



Pack	Cat.Nos	CAB 3 accessories
		<b>Marker-holders</b>
		For cables cross-section from 10 mm <sup>2</sup> to 70 mm <sup>2</sup> Capacity: 8 digits, letters or symbols markers from 0.5 to 1.5 mm <sup>2</sup> or 1.5 to 2.5 mm <sup>2</sup> cross section Black
100	0 384 90	10 to 16 mm <sup>2</sup> cross-section
50	0 384 91	25 to 35 mm <sup>2</sup> cross-section
50	0 384 92	50 to 70 mm <sup>2</sup> cross-section
		<b>Support for markers</b>
		Can be clipped on Viking 3 terminal blocks with screw connection Capacity: 7 markers from 0.15 to 0.5 mm <sup>2</sup> 6 markers from 0.5 to 1.5 mm <sup>2</sup>
		<b>Transparent applicators</b>
		For rapid selection and application of markers onto cable (except Cat.No 0 381 50 to 0 381 55 and Cat.No 0 381 60 to 0 381 65)
		For markers cross-section (mm <sup>2</sup> )
10	0 383 94	0.15 to 0.5
10	0 383 95	0.5 to 1.5
10	0 383 96	1.5 to 2.5
10	0 383 97	4 to 6
		Applicator colour for identification of cross-section
		green
		red
		blue
		yellow
		<b>Set of markers (digits)</b>
1	0 382 01	0.15 to 0.5 mm <sup>2</sup> : 2500 markers + 10 applicators (250 digits from 0 to 9)
1	0 382 02	0.5 to 1.5 mm <sup>2</sup> : 3000 markers + 10 applicators (300 digits from 0 to 9)
1	0 382 03	1.5 to 2.5 mm <sup>2</sup> : 3000 markers + 10 applicators (300 digits from 0 to 9)
1	0 382 04	4 to 6 mm <sup>2</sup> : 2000 markers + 10 applicators (200 digits from 0 to 9)
		<b>On-site toolbox</b>
1	0 382 00	With removable tray for CAB 3 markers and applicators, Starfix ferrules... Height 85 mm, depth 280 mm, width 450 mm Metal, padlockable Supplied empty

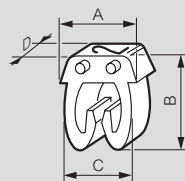
# CAB 3™ marking system

for wiring and Viking 3 terminal blocks

## Dimensions

### Markers

Polyamide 6/6



Dimensions	Cable cross-section (mm <sup>2</sup> )			
	0.15 to 0.5	0.5 to 1.5	1.5 to 2.5	4 to 6
A (mm)	5	5	5.6	8
B (mm)	5.05	6.4	7.6	9.6
C (mm)	3.7	4.3	4.9	7.1
D (mm)	2.3	3	3	3
Ø mini/maxi (mm)	0.8/2.2	2.2/3	2.8/3.8	4.3/5.3

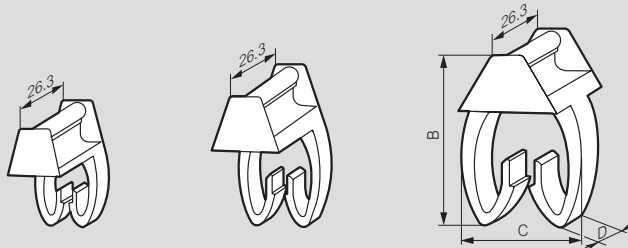
Cat.Nos 0 381 50 to 0 381 55 et 0 381 60 to 0 381 65: no liking stud.  
D = 6 mm

### Marker holders

Cat.No 0 384 90

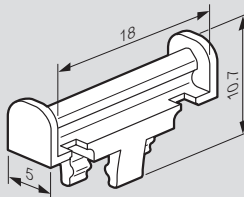
Cat.No 0 384 91

Cat.No 0 384 92



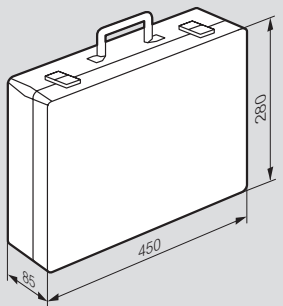
Dim.	Section of cable for marking (mm <sup>2</sup> )		
	10 to 16	25 to 35	50 to 70
B (mm)	18	24.3	27.2
C (mm)	8.9	12.2	17.2
D (mm)	7	7	10

### Support for markers Cat.No 0 383 92



## Characteristics and dimensions of on-site toolbox

Cat.No 0 382 00



Bottom tray consists of:

- 8 medium slots (around 8 CAB 3 boxes)
- 1 large slot

Top tray consists of:

- 12 small slots (<=> approx. 6 boxes of CAB 3)
  - 1 medium slot for applicators
- Capacity: approx. 15000 CAB 3 markers

## Examples

On terminal blocks with support Cat.No 0 383 92



On power terminal blocks



On cable with marker-holder Cat.No 0 384 92

