

Flush-type connector - SACC-CI-M12MS-5CON-L180 THR - 1552227


Please be informed that the data shown in this PDF Document is generated from our Online Catalog. Please find the complete data in the user's documentation. Our General Terms of Use for Downloads are valid (<http://phoenixcontact.com/download>)



Sensor/actuator flush-type plug, 5-pos., A-coded, with straight THR solder connection, only contact insert



Key commercial data

Packing unit	60 pc
Minimum order quantity	60 pc
GTIN	 4 046356 162081
Weight per Piece (excluding packing)	4.0 g
Custom tariff number	85366990
Country of origin	Germany

Technical data

Ambient conditions

Ambient temperature (operation)	-25 °C ... 85 °C (Plug / socket)
	-40 °C ... 85 °C (without mechanical actuation)

General

Note	The electrical and mechanical data specified assume that the connector pair is correctly locked and mounted. If the connector is unlocked and if there is a danger of contamination, the connector must be sealed using a protective cap > IP54. Influences arising from litz wires, cables or PCB assembly must also be taken into consideration.
Rated current at 40°C	4 A
Rated voltage	60 V
Number of positions	5
Contact resistance	≤ 3 mΩ
Insulation resistance	≥ 100 MΩ
Coding	A - standard
Standards/regulations	M12 connector IEC 61076-2-101
Status display	No
Surge voltage category	II

Flush-type connector - SACC-CI-M12MS-5CON-L180 THR - 1552227

Technical data

General

Pollution degree	3
Connection method	THR solder connection
Insertion/withdrawal cycles	> 100
Torque	3 Nm ... 4 Nm (Installation-side)
Mounting type	PCB mounting

Material

Inflammability class according to UL 94	V0
Contact material	CuZn
Contact surface material	Au
Contact carrier material	PA 66
Sealing material	FKM / EPDM

Cable

Ambient temperature (operation)	-40 °C ... 85 °C (cable, fixed installation)
	-25 °C ... 85 °C (cable, flexible installation)

Classifications

eCl@ss

eCl@ss 4.0	27250313
eCl@ss 4.1	27250313
eCl@ss 5.0	27143423
eCl@ss 5.1	27143423
eCl@ss 6.0	27143423
eCl@ss 7.0	27449001
eCl@ss 8.0	27440103

ETIM

ETIM 3.0	EC002061
ETIM 4.0	EC002062
ETIM 5.0	EC002061

UNSPSC

UNSPSC 6.01	31251501
UNSPSC 7.0901	31251501
UNSPSC 11	31251501
UNSPSC 12.01	31251501
UNSPSC 13.2	31251501

Approvals

Approvals

Flush-type connector - SACC-CI-M12MS-5CON-L180 THR - 1552227

Approvals

Approvals

UL Recognized / cUL Recognized / EAC / cULus Recognized

Ex Approvals

Approvals submitted

Approval details

UL Recognized	
mm ² /AWG/kcmil	26-20
Nominal current I _N	4 A
Nominal voltage U _N	60 V

cUL Recognized	
mm ² /AWG/kcmil	26-20
Nominal current I _N	4 A
Nominal voltage U _N	60 V

EAC

cULus Recognized	
------------------	--

Accessories

Accessories

Panel mounting base

Flush-type connector - SACC-CI-M12MS-5CON-L180 THR - 1552227

Accessories

Housing screw connection - SACC-M12-SCO PLUG - 1551493



M12 SPEEDCON housing screw connection for M12 male inserts, with O-ring, for all SPEEDCON-capable THR and wave soldering contact carriers

Housing screw connection - SACC-M12-SCO PLUG L90 - 1436709



M12-SPEEDCON housing screw connection for M12 male inserts, with flat gasket, for all Speedcon-compatible THR and wave soldering contact carriers

Housing screw connection - SACC-M12 PLUG PRESS - 1437892



M12 pin, housing screw connection, press-in version, for all Speedcon-compatible THR and wave soldering contact carriers

Protective cap

Sealing cap - PROT-M12 FS - 1560251



M12 sealing cap for unoccupied M12 plugs of the sensor/actuator cable, flush-type plugs and I/O devices in the field

Sealing cap - PROT-M12 FS-M - 1430488

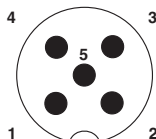


M12 metal sealing cap for unoccupied M12 plugs of the sensor/actuator cable, flush-type plugs and I/O devices in the field

Drawings

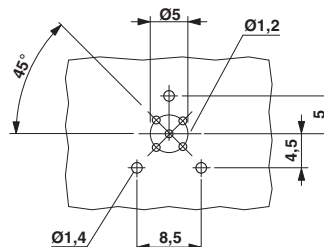
Flush-type connector - SACC-CI-M12MS-5CON-L180 THR - 1552227

Schematic diagram



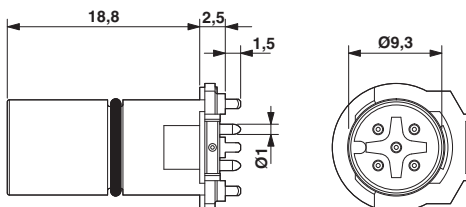
Pin assignment M12 male connector, 5-pos., A-coded, male side

Drilling diagram



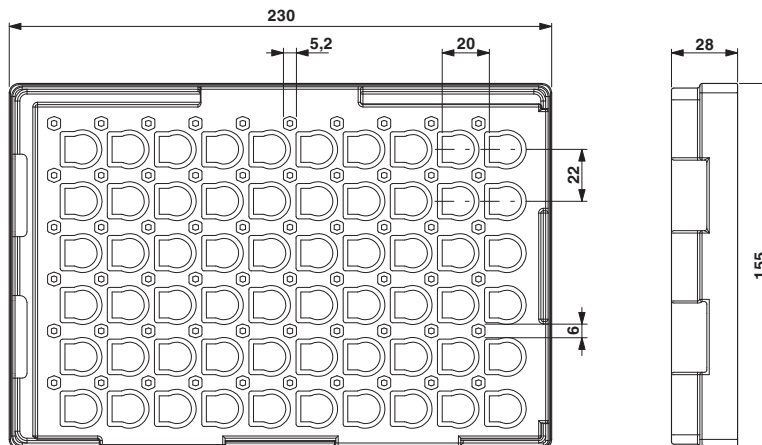
Drilling diagram

Dimensioned drawing



M12 male connector contact carrier

Dimensioned drawing



THR tray packaging