

PCB terminal block - PTS 1,5/ 3-5,0-H - 1792876

Please be informed that the data shown in this PDF Document is generated from our Online Catalog. Please find the complete data in the user's documentation. Our General Terms of Use for Downloads are valid (<http://download.phoenixcontact.com>)

PCB terminal block, Nominal current: 12 A, Nom. voltage: 400 V, Pitch: 5 mm, Number of positions: 3, Connection method: Spring-cage conn., Mounting: Soldering, Conductor/PCB connection direction: 0 °, Color: green




Why buy this product

- Compact design
- Conductor cross section up to 2.5 mm²
- Test connection
- Integrated release button
- Conductor connection with direct plug-in technology



Key commercial data

Packing unit	250 pc
GTIN	 4 046356 615358
Weight per Piece (excluding packing)	2.45 g
Custom tariff number	85369010
Country of origin	Germany

Technical data

Dimensions

Length	10.5 mm
Height	16.1 mm
Width	15 mm
Pitch	5 mm
Dimension a	10 mm
Pin dimensions	0,83 x 0,5 mm
Hole diameter	1.2 mm

General

Range of articles	PTS 1,5/..-H
Insulating material group	I

PCB terminal block - PTS 1,5/ 3-5,0-H - 1792876

Technical data

General

Rated surge voltage (III/3)	4 kV
Rated surge voltage (III/2)	4 kV
Rated surge voltage (II/2)	4 kV
Rated voltage (III/3)	250 V
Rated voltage (III/2)	400 V
Rated voltage (II/2)	630 V
Nominal current I _N	12 A
Nominal cross section	1.5 mm ²
Maximum load current	12 A
Insulating material	PA
Solder pin surface	Sn
Inflammability class according to UL 94	V0
Stripping length	8 mm
Number of positions	3

Connection data

Conductor cross section solid min.	0.14 mm ²
Conductor cross section solid max.	2.5 mm ²
Conductor cross section stranded min.	0.14 mm ²
Conductor cross section stranded max.	2.5 mm ²
Conductor cross section stranded, with ferrule without plastic sleeve min.	0.25 mm ²
Conductor cross section stranded, with ferrule without plastic sleeve max.	1.5 mm ²
Conductor cross section stranded, with ferrule with plastic sleeve min.	0.25 mm ²
Conductor cross section stranded, with ferrule with plastic sleeve max.	1.5 mm ²
Conductor cross section AWG/kcmil min.	26
Conductor cross section AWG/kcmil max	14
Minimum AWG according to UL/CUL	26
Maximum AWG according to UL/CUL	14

Classifications

eCl@ss

eCl@ss 4.0	272607xx
eCl@ss 4.1	27141109
eCl@ss 5.0	27141190
eCl@ss 5.1	27141190
eCl@ss 6.0	27261101
eCl@ss 7.0	27440401
eCl@ss 8.0	27440401

PCB terminal block - PTS 1,5/ 3-5,0-H - 1792876

Classifications

ETIM

ETIM 4.0	EC002643
ETIM 5.0	EC002643

UNSPSC

UNSPSC 6.01	30211801
UNSPSC 7.0901	39121432
UNSPSC 11	34131203
UNSPSC 12.01	39121432
UNSPSC 13.2	39121432

Approvals

Approvals


Approvals


UL Recognized / cUL Recognized / GOST / GOST / VDE Gutachten mit Fertigungsüberwachung / CCA / IECCEB Scheme / cULus Recognized

Ex Approvals

Approvals submitted

Approval details

UL Recognized 		
	B	D
mm ² /AWG/kcmil	26-14	26-14
Nominal current I _N	10 A	10 A
Nominal voltage U _N	300 V	300 V

cUL Recognized 		
	B	D
mm ² /AWG/kcmil	26-14	26-14
Nominal current I _N	10 A	10 A
Nominal voltage U _N	300 V	300 V

PCB terminal block - PTS 1,5/ 3-5,0-H - 1792876

Approvals

GOST

GOST

VDE Gutachten mit Fertigungsüberwachung	
mm ² /AWG/kcmil	0.2-2.5
Nominal current IN	16 A
Nominal voltage UN	250 V

CCA	
mm ² /AWG/kcmil	0.2-2.5
Nominal current IN	16 A
Nominal voltage UN	250 V

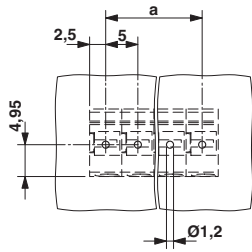
IECEE CB Scheme	
mm ² /AWG/kcmil	0.2-2.5
Nominal current IN	16 A
Nominal voltage UN	250 V

cULus Recognized	
------------------	--

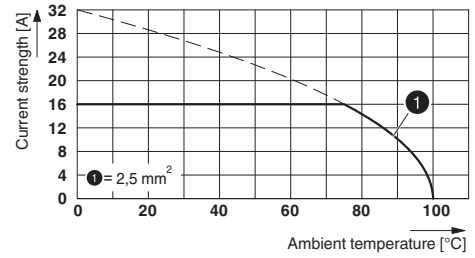
Drawings

PCB terminal block - PTS 1,5/ 3-5,0-H - 1792876

Drilling diagram



Diagram



Dimensioned drawing

