

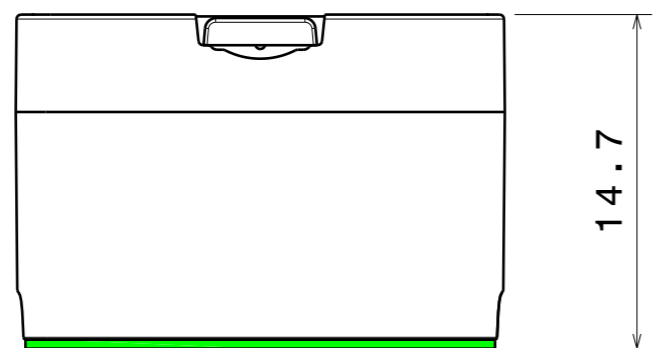
DETAILS

Product Number	FA10661_LXP-RS
Family	Leila
Type	Assembly
Color	black
Diameter	21,6 mm
Height	14,7 mm
Style	round
Optic Material	PMMA
Holder Material	PC
Fastening	tape
Status	ready
ROHS Compliant	Yes
Date Updated	10/04/2014

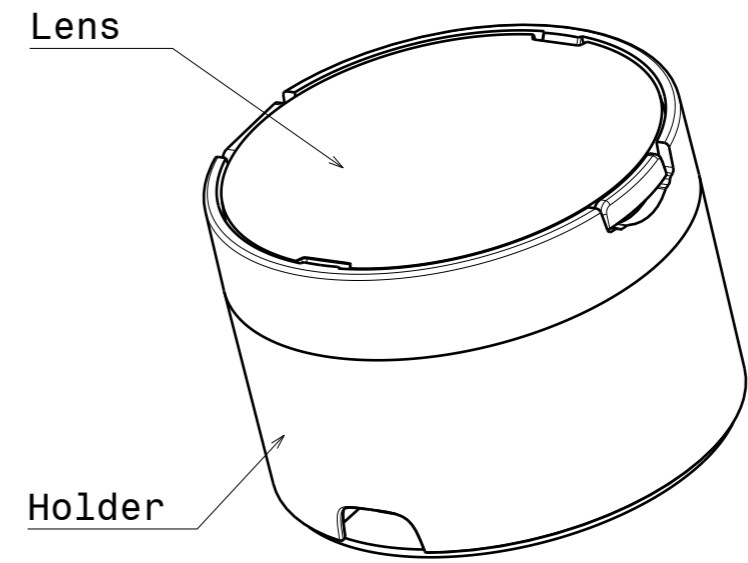


OPTICAL PROPERTIES

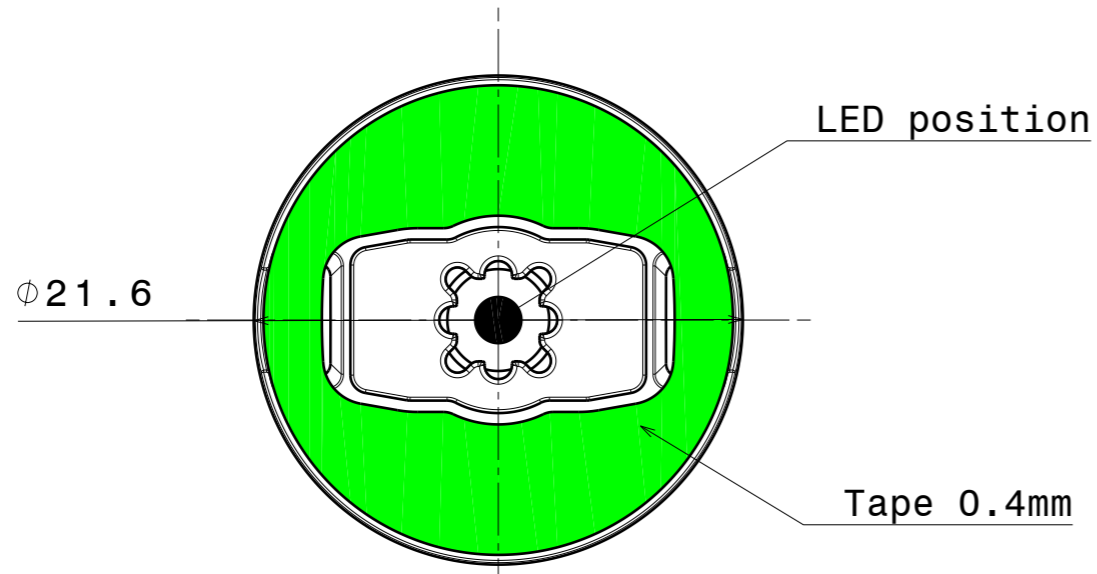
LED	Viewing Angle	Light Beam	Efficiency	cd/lm	Connector
XP-E	7.5 deg	Real spot	92 %	39.700	-
Z5	10 deg	Real spot	-	-	-
XP-E-HEW	10 deg	Real spot	92 %	-	-
XP-L HI	10 deg	Real spot	90 %	22.000	-
XP-G	11 deg	Real spot	95 %	20.800	-



Front view
Scale: 3:1



Isometric view
Scale: 3:1



Bottom view
Scale: 3:1

INDEX	DESCRIPTION	MATERIAL	COLOUR
1	Lens	PMMA	
2	Holder	PC	black
3	Tape	PU 2-sided foam tape	adhesive

Tolerances if not otherwise shown
According to DIN ISO 2768-1
Linear measures:
Up to 30mm class M, otherwise class C.
According to DIN ISO 2768-2
Form and position: class L

LEDiL LediL Oy
Salorankatu 10
FIN 24240 SALO
Finland

THIRD ANGLE PROJECTION:

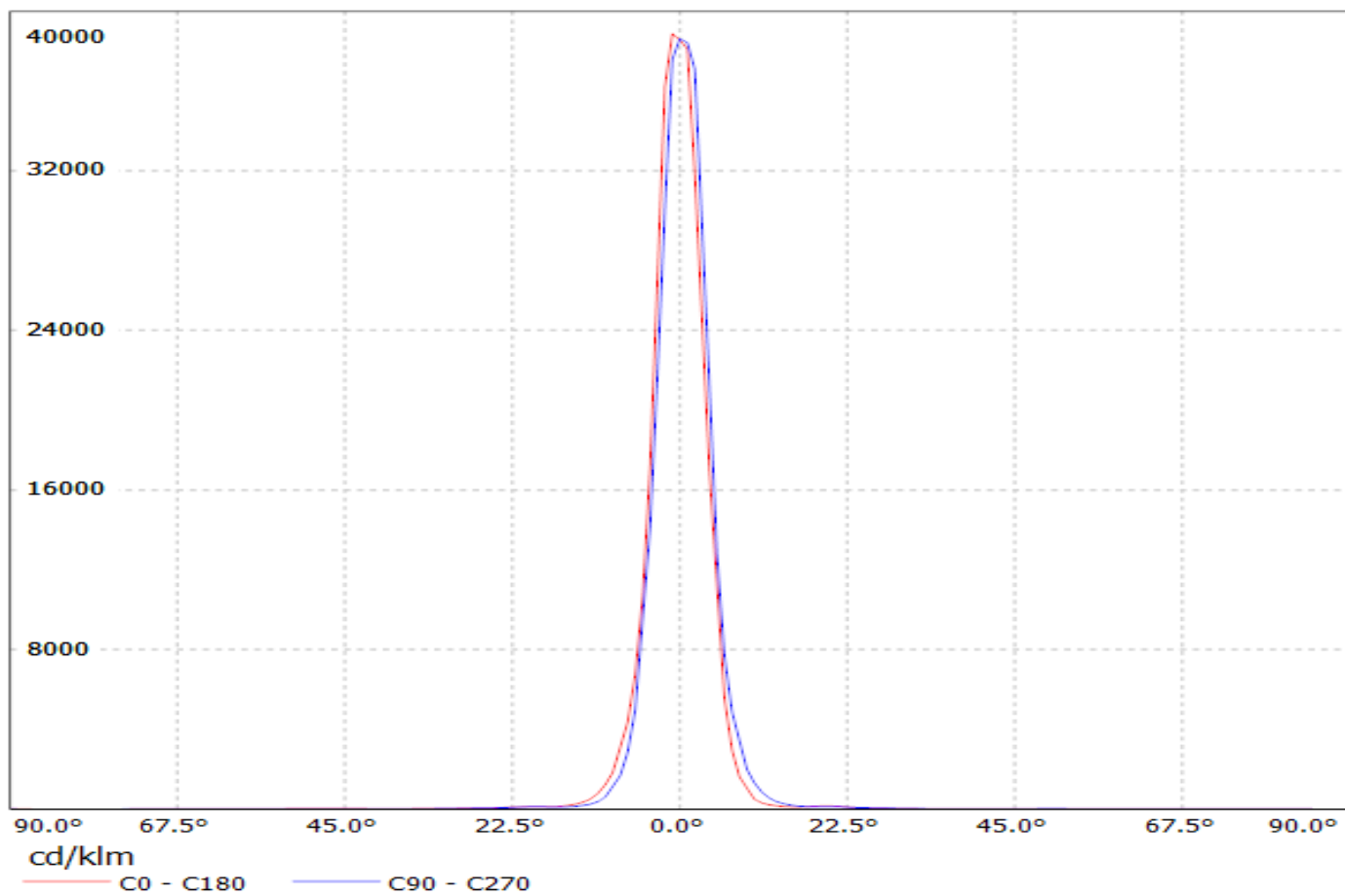
DRAWING TITLE
Datasheet_LXP-Series

This drawing is the property of LEDiL Oy. It may not be reproduced, copied or communicated without a written agreement with LEDiL Oy.

SIZE PART NUMBER
A3 -

SCALE 3:1 WEIGHT - SHEET 1/1

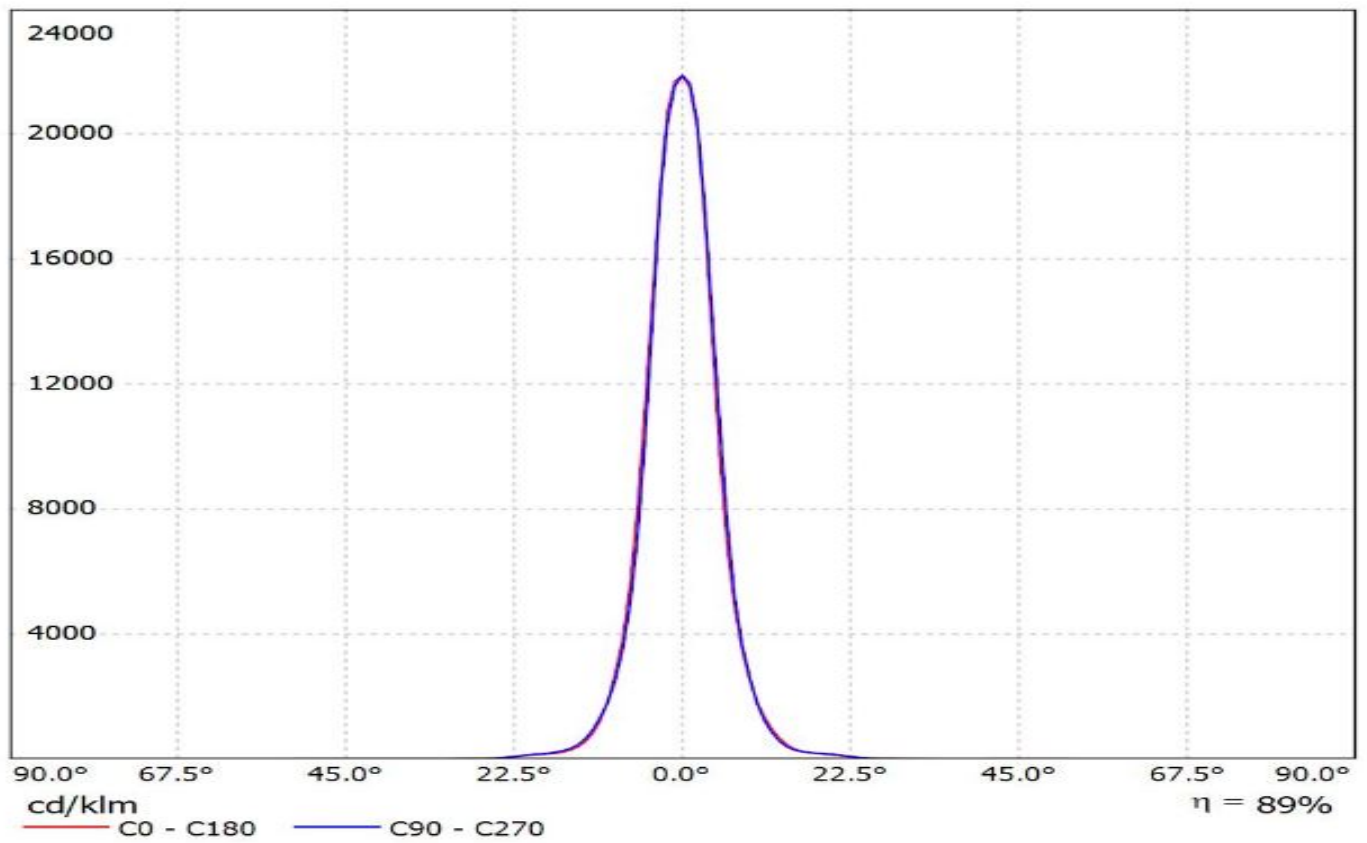
Luminaire: LEDiL Oy FA10661 _(XP-E) Eff.96.5%
Lamps: 1 x XP-E (50.7382lm@250mA)



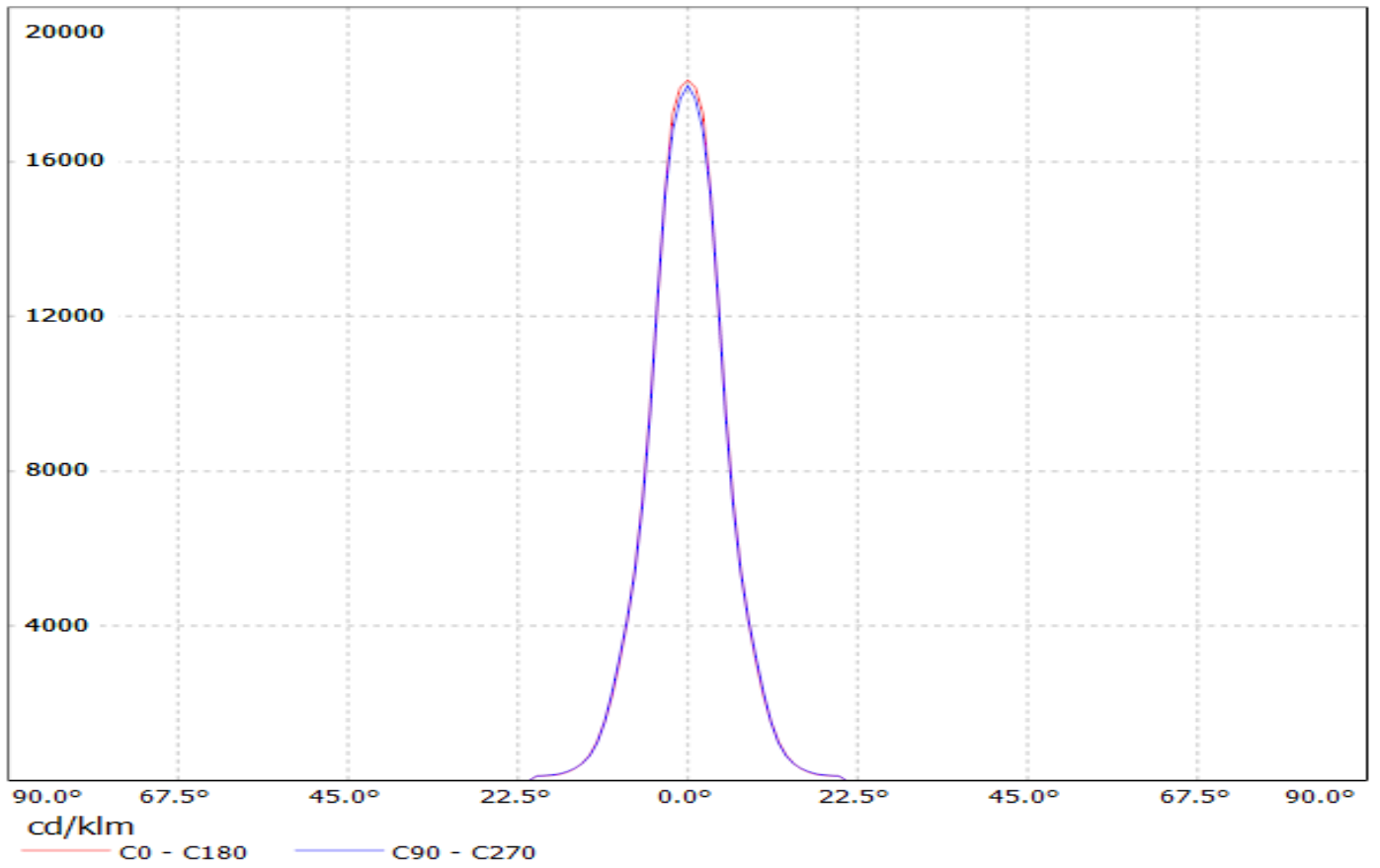
Ledil FA10661_LXP-RS_(XP-L_HI) / LDC (Linear)

Luminaire: Ledil FA10661_LXP-RS_(XP-L_HI)

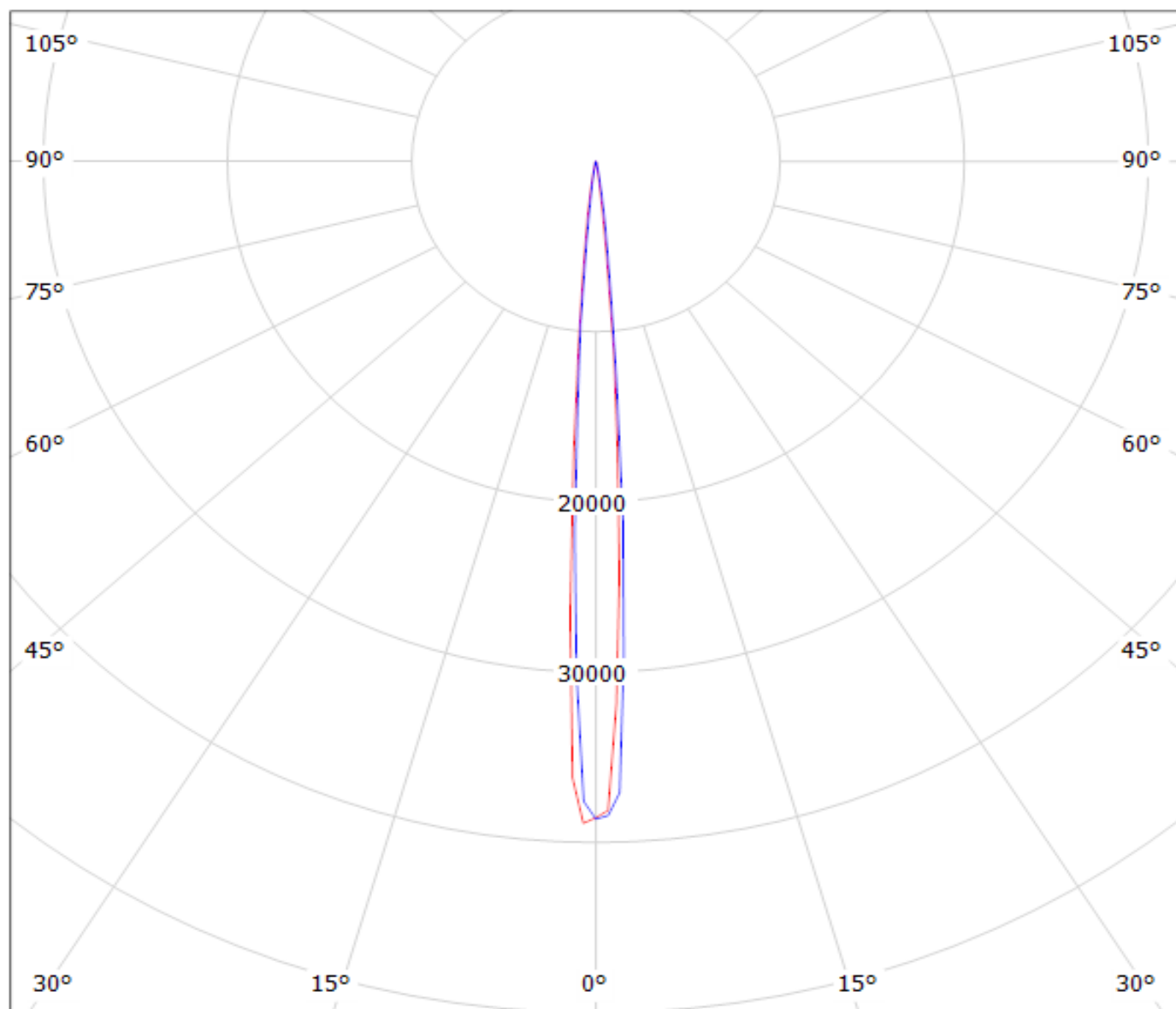
Lamps: 1 x CREE_XP-L_HI_116.971lm@250mA_P=0.75W_I=0.25A



Luminaire: Ledil Oy FA10661_LXP-G-RS FA10661_LXP-G-RS
Lamps: 1 x Cree XP-G (White)



Luminaire: LEDiL Oy FA10661 _(XP-E) Eff.96.5%
Lamps: 1 x XP-E (50.7382lm@250mA)



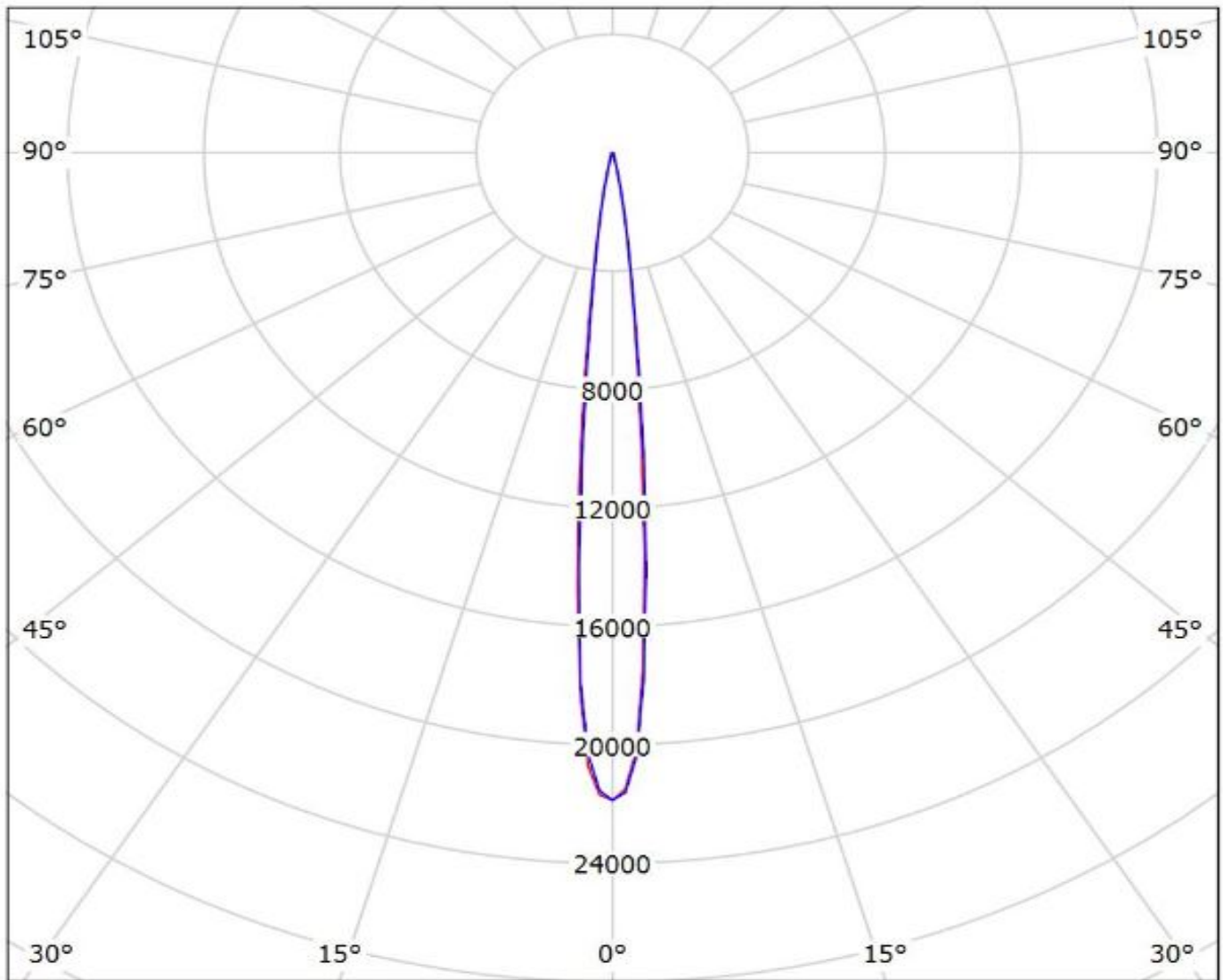
cd/klm

— C0 - C180 — C90 - C270

Ledil FA10661_LXP-RS_(XP-L_HI) / LDC (Polar)

Luminaire: Ledil FA10661_LXP-RS_(XP-L_HI)

Lamps: 1 x CREE_XP-L_HI_116.971lm@250mA_P=0.75W_I=0.25A

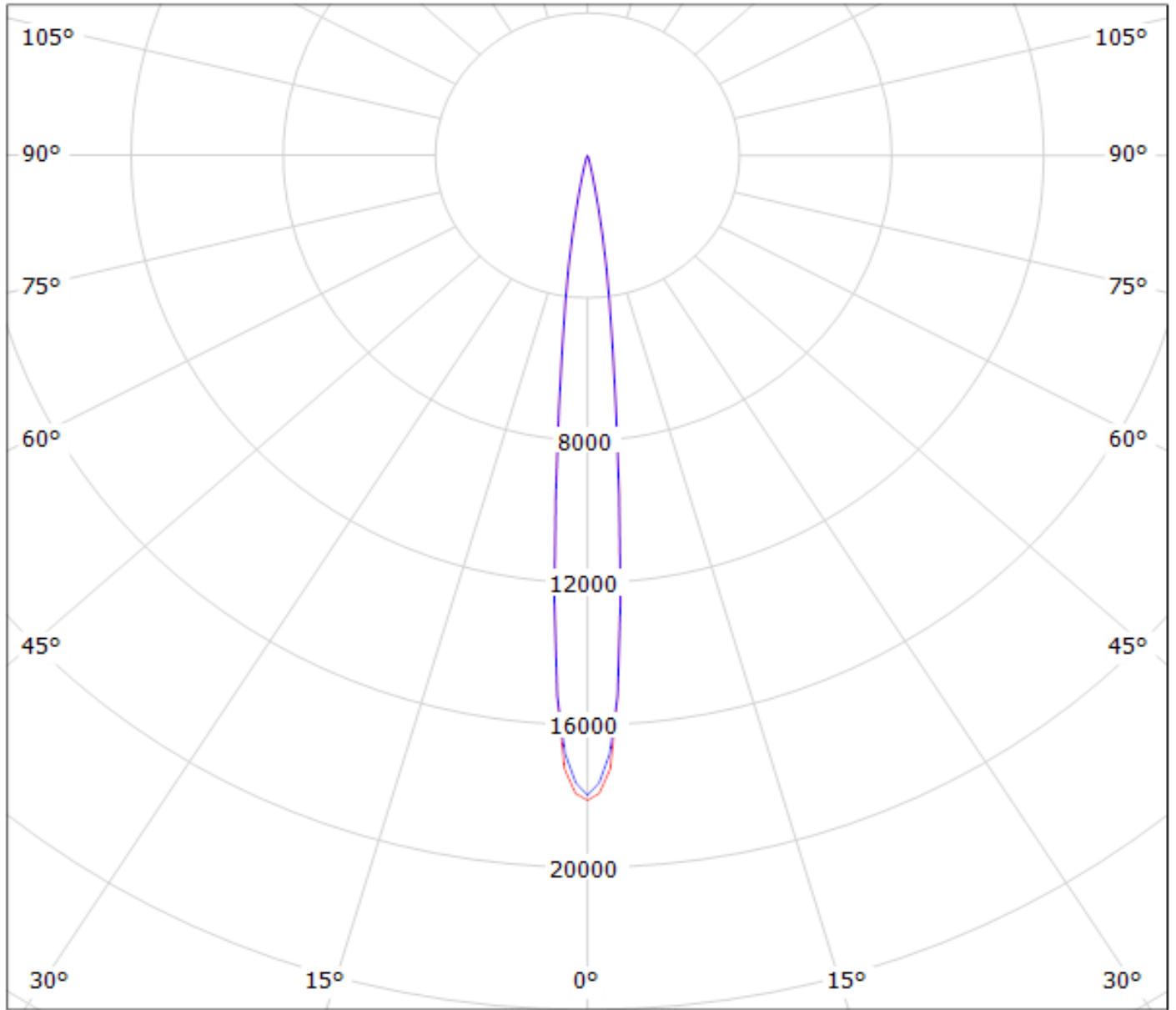


cd/klm

— C0 - C180 — C90 - C270

$\eta = 89\%$

Luminaire: Ledil Oy FA10661_LXP-G-RS FA10661_LXP-G-RS
Lamps: 1 x Cree XP-G (White)



cd/klm

— C0 - C180

— C90 - C270

NOTE: The typical divergence will be changed by different color, chip size and chip position tolerance. The typical total divergence is the full angle measured where the luminous intensity is half of the peak value.

GENERAL INFORMATION

- Product series especially designed & optimized for series of LEDs.
- Special care taken to make light distribution as uniform as possible.
- Fastening to heat sink with a PU foam adhesive tape of automotive grade. Please find fastening details by clicking link: http://www.ledil.com/datasheets/DataSheet_TAPE.pdf

NOTE 1: We advise customer to ensure the suitability and sufficiency of the bond in the end product. For example, mechanical stress, vibration and holes on the surface of the circuit board weaken the strength of the tape.

NOTE 2: Assembly to the surface must be made straight, so the tape bonds constant and balanced with fastening surface. Slanted assembly might cause unbalanced bond to the surface. All surfaces where tape is applied must be clean, dry and free from grease and dirt.

If cleaning of PCB surfaces is needed, please follow strictly the cleaning instructions of your LED manufacturer - this is important as cleaning shall under no circumstances damage LEDs or other electronics components on the PCB.

Further note that optical components shall not be cleaned with any chemicals - only micro fiber cloth may be used to remove fingerprints or other traces from handling.