

## Single relay - REL-OR3/L- 24AC/3X21 - 2903694

Please be informed that the data shown in this PDF Document is generated from our Online Catalog. Please find the complete data in the user's documentation. Our General Terms of Use for Downloads are valid (<http://download.phoenixcontact.com>)



Pluggable octal relay with power contacts, 3 PDT, test button, mechanical switching position indication, coil voltage 24 V AC

The figure shows version REL-OR3/  
LDP-24DC/3X21



### Key commercial data

Packing unit	1 pc
Minimum order quantity	10 pc
Weight per Piece (excluding packing)	88.0 GRM
Custom tariff number	85364190
Country of origin	Poland

### Technical data

#### Dimensions

Width	35 mm
Height	54.4 mm
Depth	35 mm

#### Ambient conditions

Ambient temperature (operation)	-40 °C ... 55 °C
Ambient temperature (storage/transport)	-40 °C ... 85 °C

#### Coil side

Nominal input voltage $U_N$	24 V AC
Input voltage range in reference to $U_N$	(see diagram)
Nominal input current at $U_{IN}$	108 mA
Typical response time	5 ms ... 15 ms (depending on phase relation)
Typical release time range	5 ms ... 20 ms (depending on phase relation)

# Single relay - REL-OR3/L- 24AC/3X21 - 2903694

## Technical data

### Coil side

Status display	Yellow LED
----------------	------------

### Contact side

Contact type	Single contact, three PDTs
Contact material	AgNi
Maximum switching voltage	250 V AC/DC
Minimum switching voltage	10 V (At 24 mA)
Maximum inrush current	30 A (20 ms, N/O contact)
Min. switching current	10 mA (at 24 V)
Limiting continuous current	10 A
Interrupting rating (ohmic load) max.	240 W (at 24 V DC)
	124 W (at 48 V DC)
	108 W (at 60 V DC)
	52 W (at 110 V DC)
	48 W (at 220 V DC)
	2500 VA (for 250 V AC)
Switching capacity min.	0.24 W
Switching capacity in acc. with DIN VDE 0660/IEC 60947	2 A (at 24 V, DC13)
	0.22 A (at 120 V, DC13)
	0.11 A (at 250 V, DC13)
	3 A (at 24 V, AC15)
	3 A (at 120 V, AC15)
	1.5 A (at 240 V, AC15)

### General

Test voltage relay winding/relay contact	2.5 kV <sub>rms</sub> (50 Hz, 1 min.)
Test voltage relay contact/relay contact	2 kV <sub>rms</sub> (50 Hz, 1 min.)
Test voltage PDT/PDT	2 kV <sub>rms</sub> (50 Hz, 1 min.)
Operating mode	100% operating factor
Degree of protection	RT I
Mechanical service life	Approx. $2 \times 10^7$ cycles
Name	Air and creepage distances between the power circuits
Standards/regulations	IEC 60664
Rated insulation voltage	250 V AC
Pollution degree	3
Surge voltage category	III
Name	Standards/regulations
Standards/regulations	IEC 61810

# Single relay - REL-OR3/L- 24AC/3X21 - 2903694

## Technical data

### General

Mounting position	any
-------------------	-----

### Connection data

Connection method	Plug connection
-------------------	-----------------

## Classifications

### eCl@ss

eCl@ss 4.0	27371104
eCl@ss 4.1	27371104
eCl@ss 5.0	27371001
eCl@ss 5.1	27371001
eCl@ss 6.0	27371001
eCl@ss 7.0	27371001
eCl@ss 8.0	27371001

### ETIM

ETIM 3.0	EC000196
ETIM 4.0	EC000196
ETIM 5.0	EC000196

### UNSPSC

UNSPSC 6.01	30211916
UNSPSC 7.0901	39121515
UNSPSC 11	39121515
UNSPSC 12.01	39121515
UNSPSC 13.2	39121515

## Approvals

### Approvals

---

#### Approvals

CSA / UL Recognized / cUL Recognized / VDE Zeichengenehmigung / cULus Recognized

---

#### Ex Approvals

---


## Single relay - REL-OR3/L- 24AC/3X21 - 2903694

### Approvals

Approvals submitted

---

#### Approval details



### Accessories

#### Accessories

##### Relay socket

Relay socket - RIF-3-BPT/3X21 - 2900938



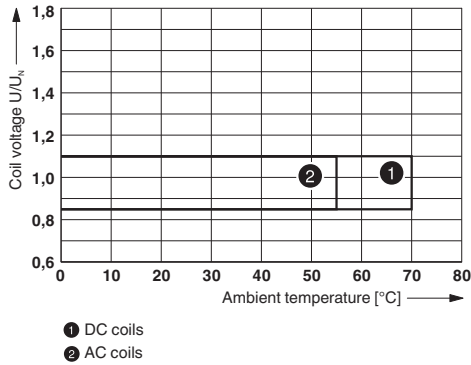
RIF-3... relay base, for octal relay with 3 PDTs, push-in connection, plug-in option for input/suppressor modules, for mounting on NS 35/7,5

---

### Drawings

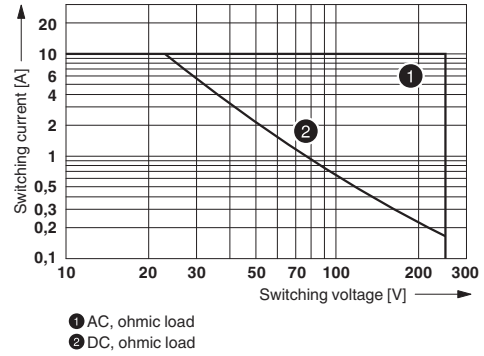
# Single relay - REL-OR3/L- 24AC/3X21 - 2903694

Diagram



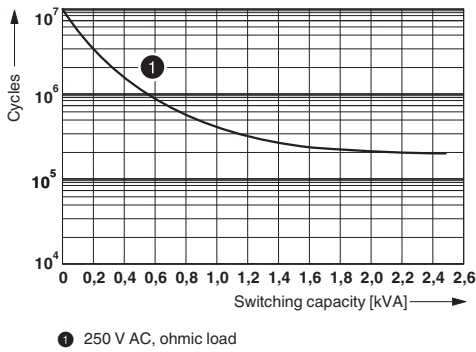
Operating voltage range

Diagram



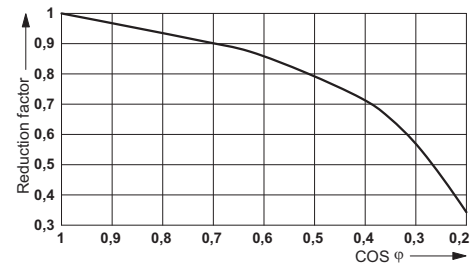
Interrupting rating

Diagram



Electrical service life

Diagram



Service life reduction factor

Circuit diagram

