

Printed-circuit board connector - FKCN 2,5/15-ST-5,08 - 1754694

Please be informed that the data shown in this PDF Document is generated from our Online Catalog. Please find the complete data in the user's documentation. Our General Terms of Use for Downloads are valid (<http://phoenixcontact.com/download>)

Plug component, Nominal current: 12 A, Rated voltage (III/2): 320 V, Number of positions: 15, Pitch: 5.08 mm, Connection method: Spring-cage connection, Color: green, Contact surface: Tin




The figure shows a 10-position version of the product

Why buy this product

- ✓ Maximum contact and packing density in combination with double-level CCDN 2,5 headers
- ✓ User-friendly actuation of the terminal point using a screwdriver
- ✓ Plug-in direction parallel to the conductor axis
- ✓ Wiring space for conductor cross sections up to 2.5 mm²
- ✓ Ultra-flat design height of just 10.9 mm
- ✓ Fast conductor connection thanks to Push-in spring-cage connection



Key commercial data

Packing unit	50 pc
Minimum order quantity	50 pc
GTIN	 4 046356 330350
Weight per Piece (excluding packing)	17.0 g
Custom tariff number	85366990
Country of origin	Bulgaria
Note	Made to Order (non-returnable)

Technical data

Dimensions

Pitch	5.08 mm
Dimension a	71.12 mm

General

Range of articles	FKCN 2,5/..-ST
Insulating material group	I
Rated surge voltage (III/3)	4 kV

Printed-circuit board connector - FKCN 2,5/15-ST-5,08 - 1754694

Technical data

General

Rated surge voltage (III/2)	4 kV
Rated surge voltage (II/2)	4 kV
Rated voltage (III/3)	320 V
Rated voltage (III/2)	320 V
Rated voltage (II/2)	630 V
Connection in acc. with standard	EN-VDE
Nominal current I _N	12 A
Nominal cross section	2.5 mm ²
Maximum load current	12 A
Insulating material	PA
Inflammability class according to UL 94	V0
Stripping length	10 mm
Number of positions	15

Connection data

Conductor cross section solid min.	0.2 mm ²
Conductor cross section solid max.	1.5 mm ²
Conductor cross section stranded min.	0.2 mm ²
Conductor cross section stranded max.	2.5 mm ²
Conductor cross section stranded, with ferrule without plastic sleeve min.	0.25 mm ²
Conductor cross section stranded, with ferrule without plastic sleeve max.	1.5 mm ²
Conductor cross section stranded, with ferrule with plastic sleeve min.	0.25 mm ²
Conductor cross section stranded, with ferrule with plastic sleeve max.	1.5 mm ²
Conductor cross section AWG/kcmil min.	24
Conductor cross section AWG/kcmil max	16
Minimum AWG according to UL/CUL	24
Maximum AWG according to UL/CUL	14

Classifications

eCl@ss

eCl@ss 4.0	272607xx
eCl@ss 4.1	27260701
eCl@ss 5.0	27260701
eCl@ss 5.1	27260701
eCl@ss 6.0	27260704
eCl@ss 7.0	27440402
eCl@ss 8.0	27440309

Printed-circuit board connector - FKCN 2,5/15-ST-5,08 - 1754694

Classifications

ETIM

ETIM 3.0	EC001121
ETIM 4.0	EC002638
ETIM 5.0	EC002638

UNSPSC

UNSPSC 6.01	30211810
UNSPSC 7.0901	39121409
UNSPSC 11	39121409
UNSPSC 12.01	39121409
UNSPSC 13.2	39121409

Approvals

Approvals


Approvals


UL Recognized / cUL Recognized / EAC / cULus Recognized

Ex Approvals

Approvals submitted

Approval details

UL Recognized 		
	B	D
mm ² /AWG/kcmil	24-14	24-14
Nominal current I _N	10 A	10 A
Nominal voltage U _N	300 V	300 V

cUL Recognized 		
	B	D
mm ² /AWG/kcmil	24-14	24-14
Nominal current I _N	10 A	10 A
Nominal voltage U _N	300 V	300 V

Printed-circuit board connector - FKCN 2,5/15-ST-5,08 - 1754694

Approvals

EAC

cULus Recognized  US

Drawings

Dimensioned drawing

