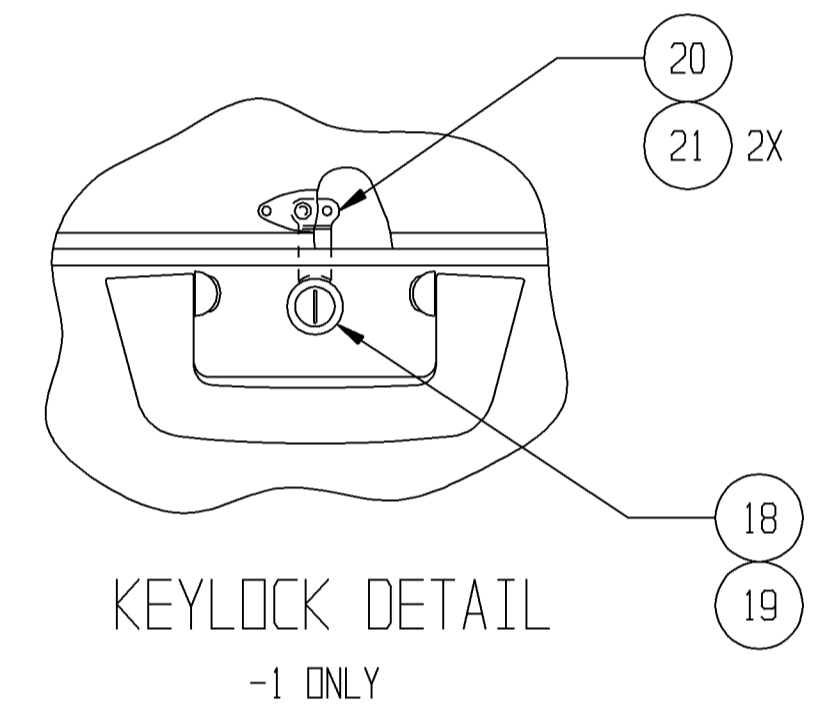
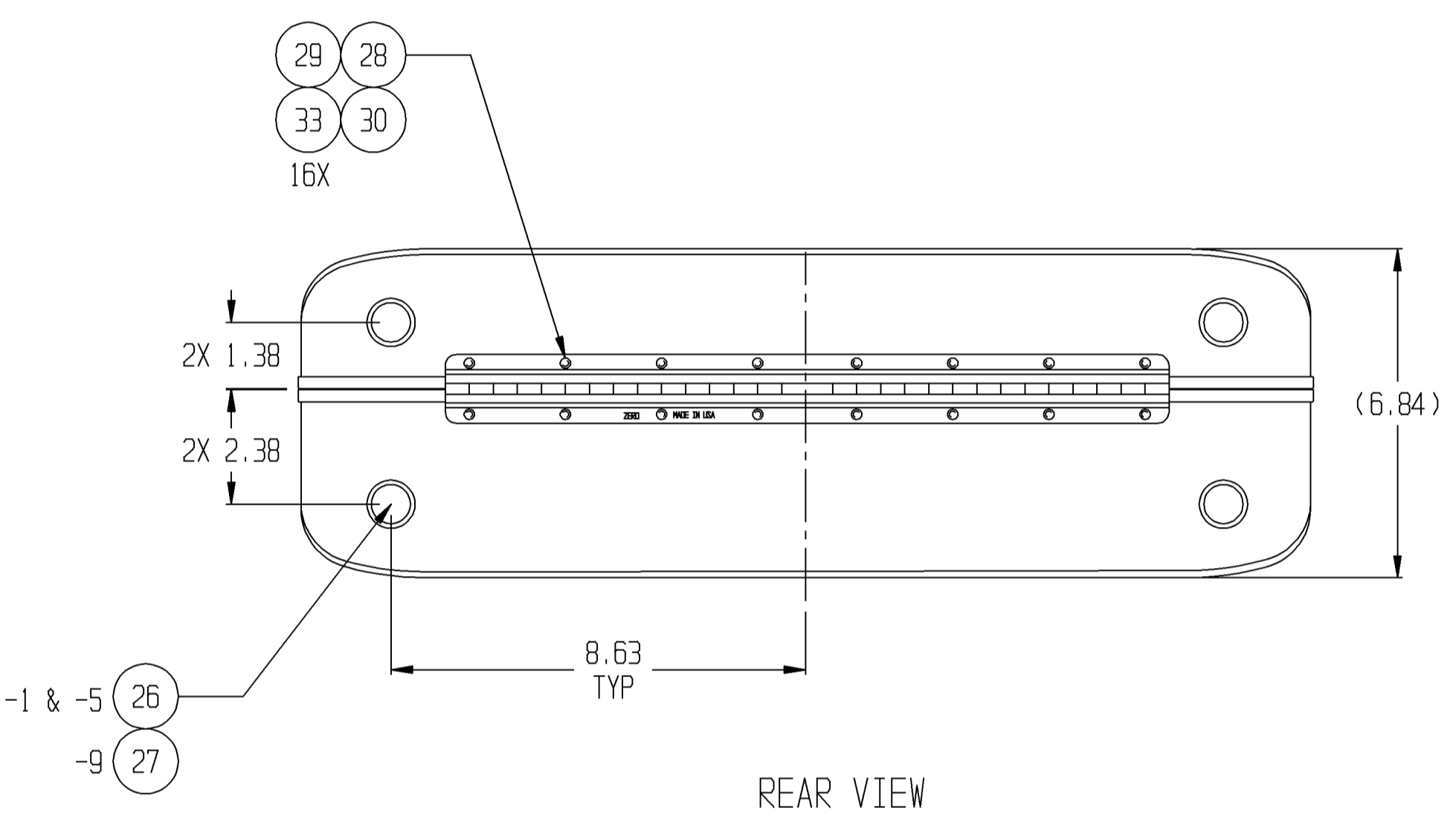
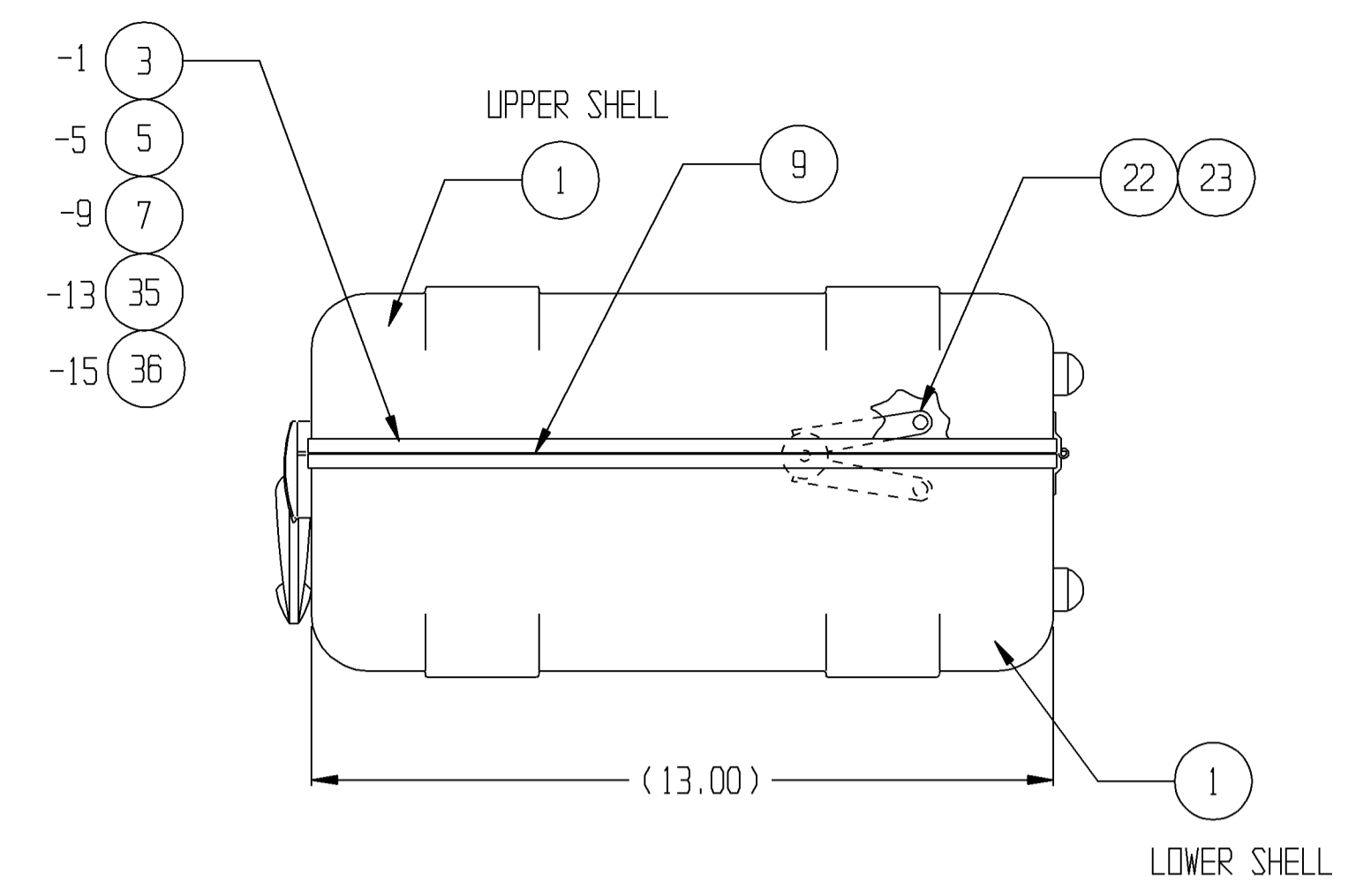
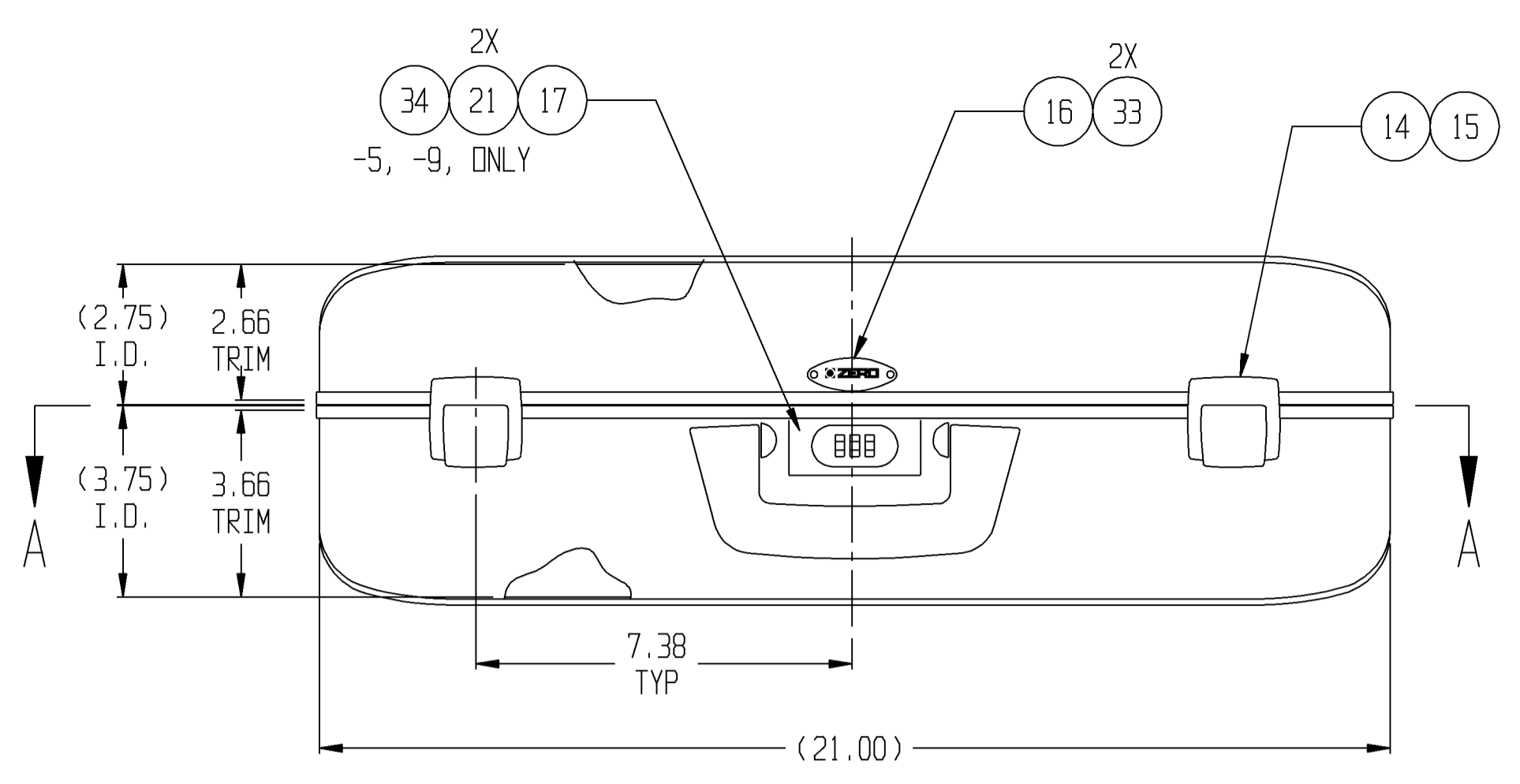


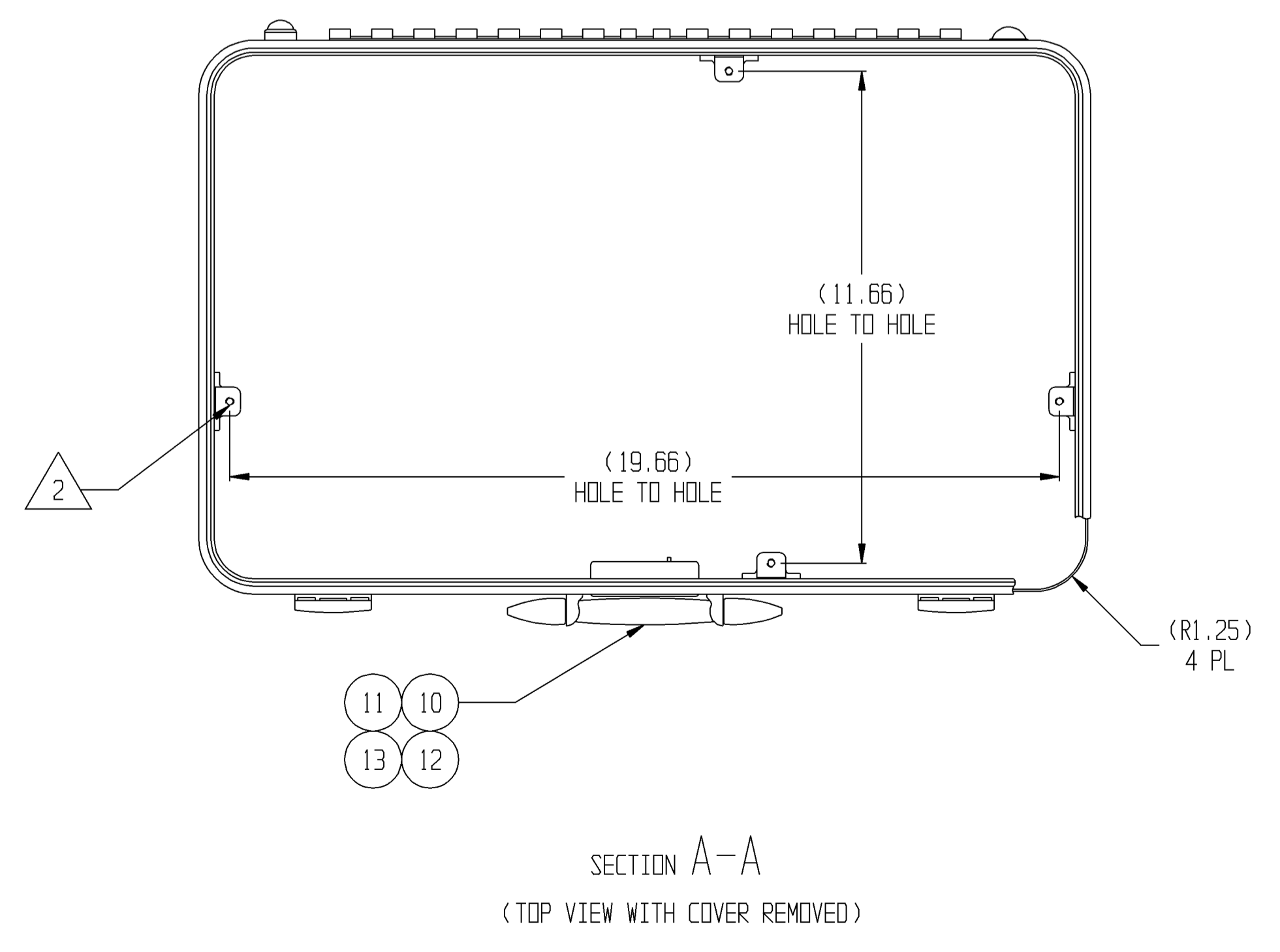
REVISIONS				
ZONE	REV	DESCRIPTION	DATE	APPROVED
	A	PRODUCTION RELEASE	6/4/13	C.READ
	B	ITEM 22-QTY ON -13 & -15 WAS 2	6-21-13	C.READ



TABULATION BLOCK				
DASH NO.	CAT. PART NO.	DESCRIPTION REF.	FINISH	
-1	Z105X-1	KEYLOCK	CLEAR ANODIZE	
-5	Z105X-SI	COMBINATION LOCK	CLEAR ANODIZE	
-9	Z105X-DN	COMBINATION LOCK	BLACK POWDER	
-13	Z105X-13	NO COMBO OR KEYLOCK	CLEAR ANODIZE	
-15	Z105X-15	NO COMBO OR KEYLOCK	BLACK POWDER	

- NOTES:**
- INSTALL PER HP25179.
  - MOUNTING FLANGE ASSY. P/N ZP20653-1 MAY BE ORDERED BY CUSTOMER AS REQ'D.
  - FINISH:  
-1, -5, & -13: SATIN BUFF AS REQUIRED AND CLEAR ANODIZE  
-9 & -15: BLACK POWDER PAINT, CARDINAL PAINT # E341-BK22, TEXTURED, EXTERIOR & INTERIOR OF CASE & COVER.
  - SEE Z705X DRAWING FOR SEPARABLE HINGE CONFIGURATION.
  - THIS DRAWING SUPERCEDES X27305, THE 105X CONFIGURATION

QTY	REGD	PART NO.	NOMENCLATURE OR DESCRIPTION	MATERIAL SPECIFICATION	ITEM			
1		HP25016-105-11	CLOSURE SET / NO LOCK CUTOUT / STANDOFF	NO FINISH	36			
1		HP25016-105-2	CLOSURE SET / NO LOCK CUTOUT / STANDOFF	ANODIZE	35			
18	18	HP25094	SCREW, PAN HD #6-32 X .375		34			
		HP25048-1	RIVET		33			
					32			
					31			
1	1	1	1	1	ZP22722-15	PIN, HINGE		30
2		2			ZP22710-15	HINGE HALF (NO FINISH)		29
	2		2	2	ZP22710-15-1	HINGE HALF (CLEAR ANODIZE)		28
4		4			10648-3	FOOT, LARGE (NO FINISH)		27
	4		4	4	10648-1	FOOT, LARGE (CLEAR ANODIZE)		26
								25
								24
4	4	2	2	2	10621-1	SCREW, SHOULDER #8-32 X .285		23
1	1	1	1	1	HP25075-1	STAYARM		22
			2	2	MS20470AD4-5A	RIVET		21
1					10630	STRIKE, LOCK		20
					10717	WASHER		19
					10303-6	LOCK AND KEY ASSEMBLY		18
			1	1	HP25058-4	COMBINATION LOCK		17
1	1	1	1	1	ZP22708	NAMEPLATE		16
8	8	8	8	8	HP25056	SCREW, SELF TAPPING #6-32 X .25		15
1	2	2	2	2	HP25052-1	LATCH		14
2	2	2	2	2	ZP20369	SCREW, PAN HEAD		13
1	2	2	2	2	10617-1	SOCKET		12
								11
1	1	1	1	1	ZP20280-3	HANDLE, BLACK		10
1	1	1	1	1	ZP20280-1	HANDLE, SILVER		11
1	1	1	1	1	-105	SEAL, RUBBER 6" LONG APPROX	HP25118	9
								8
								7
								6
								5
								4
								3
								2
2	2	2	2	2	-101	SHELL, UPPER & LOWER (.040 THICK)	10601-105-A	1
-15	-13	-9	-5	-1				



UNLESS OTHERWISE SPECIFIED DIMENSIONS ARE IN INCHES TOLERANCES ARE: FRACTIONS DECIMALS ANGLES ± 1/32 ± .03 ± 1/2°	CONTRACT NO.	<b>ZERO MANUFACTURING, INC.</b> North Salt Lake, Utah <b>CASE ASSEMBLY MODEL Z105X</b>
NEXT ASSY USED ON APPLICATION	APPROVALS DATE MM/DD/YY	
MATERIAL SEE P/L	DRAWN CSOSA 6/4/13	
FINISH 3	CHECKED C.READ 6/4/13	
DO NOT SCALE DRAWING	ISSUED	SIZE CAGE NO. <b>D198376</b> DWG. NO. <b>Z105X</b> SCALE 1:3 SHEET 1 OF 1

This document and the drawings and the technical data contained hereon are the property of Zero Mfg. Inc., formerly APW Zero Cases, Zero Enclosures, and Zero Mfg. Co. Reproduction or dissemination in any form except as expressly authorized by the owner is forbidden. The holder agrees to return this document to the owner on demand. Copyright by Zero Mfg. Inc.