

W1G230-EB97-01

# EC axial fan - ESM

sickled blades (S series)

ESM wall ring



## ebm-papst Mulfingen GmbH & Co. KG

Bachmühle 2 · D-74673 Mulfingen

Phone +49 7938 81-0

Fax +49 7938 81-110

info1@de.ebmpapst.com

www.ebmpapst.com

Limited partnership · Headquarters Mulfingen  
County court Stuttgart · HRA 590344

General partner Elektrobau Mulfingen GmbH · Headquarters Mulfingen  
County court Stuttgart · HRB 590142

## Nominal data

Type	W1G230-EB97-01	
Motor	M1G055-BD	
Phase		1~
Nominal voltage	VAC	115
Frequency	Hz	50/60
Type of data definition		ml
Speed	min <sup>-1</sup>	1500
Power input	W	23
Current draw	A	0.35
Max. back pressure	Pa	36
Min. ambient temperature	°C	-30
Max. ambient temperature	°C	50

ml = Max. load · me = Max. efficiency · fa = Running at free air · cs = Customer specs · cu = Customer unit  
Subject to alterations



### Technical features

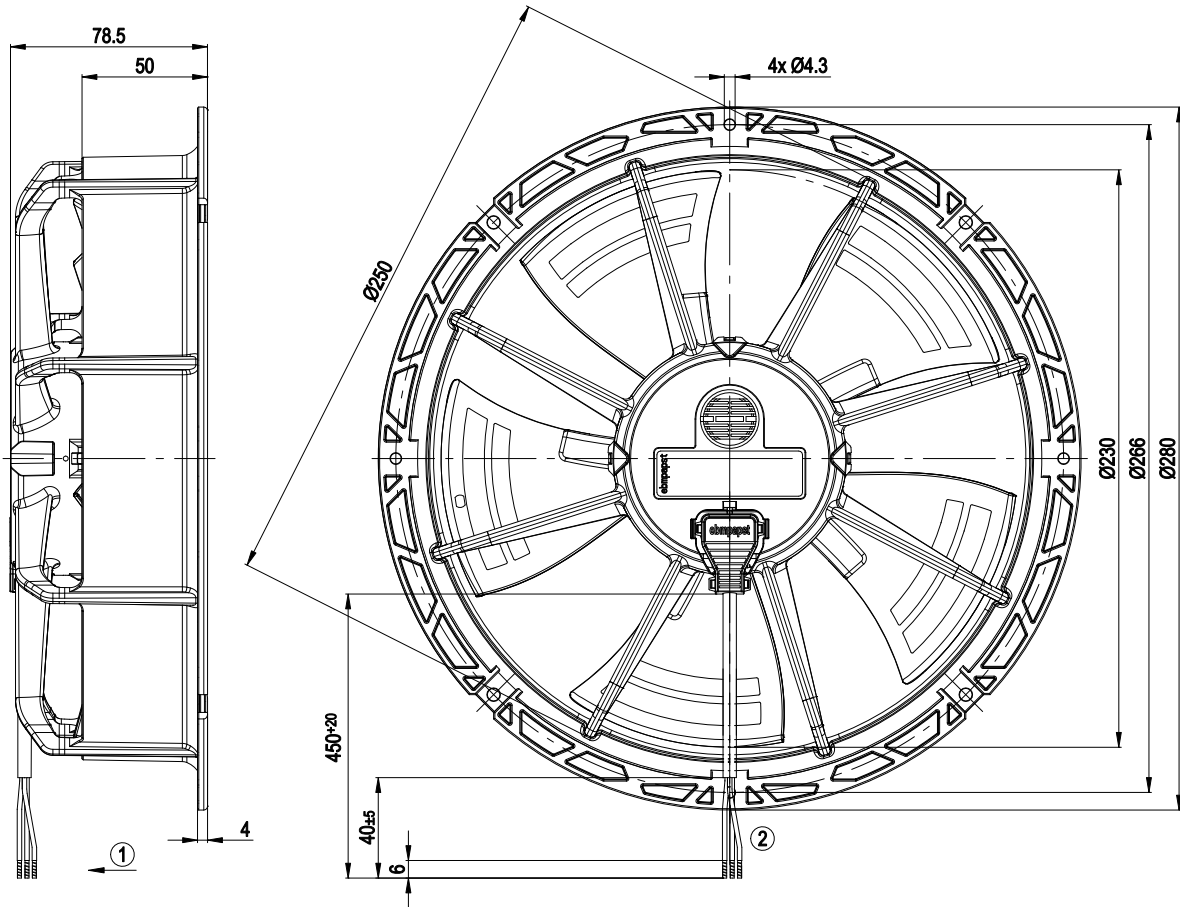
<b>Mass</b>	1.05 kg
<b>Size</b>	230 mm
<b>Material of impeller</b>	PA plastic 6, fibreglass-reinforced
<b>Material of wall ring</b>	Plastic, PPTD 20
<b>Number of blades</b>	5
<b>Direction of air flow</b>	"V"
<b>Direction of rotation</b>	Counter-clockwise, seen on rotor
<b>Type of protection</b>	IP 54
<b>Insulation class</b>	"B"
<b>Humidity class</b>	F3-1
<b>Max. permissible ambient motor temp. (transp./ storage)</b>	+80 °C
<b>Min. permissible ambient motor temp. (transp./storage)</b>	-40 °C
<b>Mounting position</b>	Any
<b>Condensate discharge holes</b>	None
<b>Operation mode</b>	S1
<b>Motor bearing</b>	Ball bearing
<b>Technical features</b>	<ul style="list-style-type: none"> <li>- Over-temperature protected motor</li> <li>- Soft start</li> <li>- Speed selection max/min</li> </ul>
<b>Speed steps</b>	2
<b>EMC interference immunity</b>	Acc. to EN 61000-6-2
<b>EMC interference emission</b>	Acc. to EN 61000-6-3
<b>Motor protection</b>	Thermal overload protector (TOP) wired internally
<b>Cable exit</b>	Lateral
<b>Protection class</b>	II
<b>Product conforming to standard</b>	CE
<b>Approval</b>	CSA C22.2 Nr.77; EAC; UL 2111; VDE

# EC axial fan - ESM

sickled blades (S series)

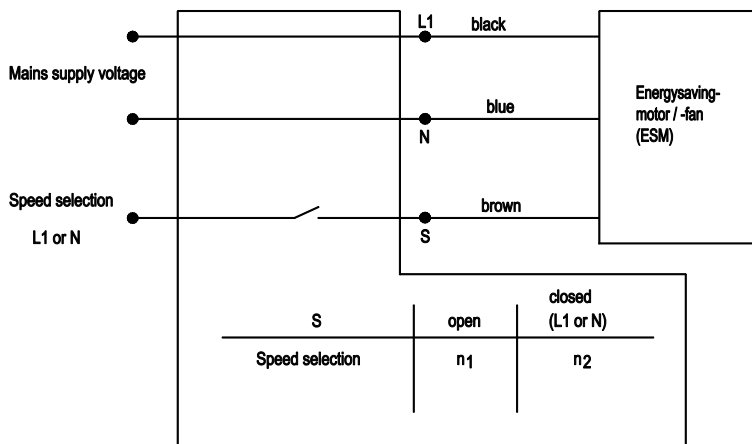
ESM wall ring

## Product drawing

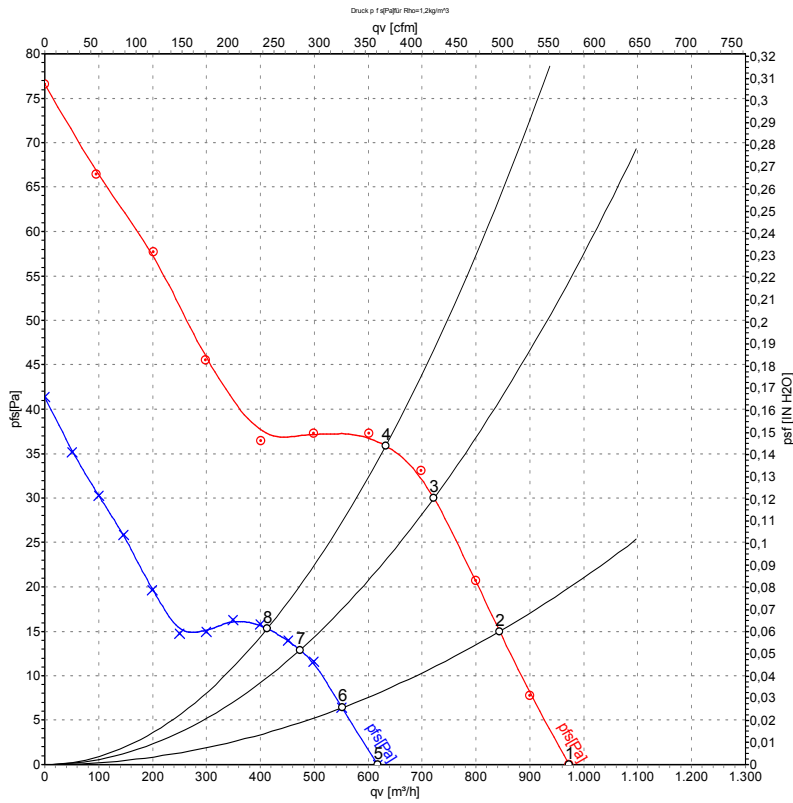


- 1 Direction of air flow "V"
- 2 Connection line AWG20; 3 x brass lead tips crimped

## Connection screen



## Charts: Air flow 50 Hz



Measurement: LU-115149  
Measurement: LU-115153

Air performance measured as per ISO 5801 Installation category A. For detailed information on the measuring set-up, please contact ebm-papst. Suction-side noise levels: L<sub>WA</sub> measured as per ISO 13347 / L<sub>pA</sub> measured with 1m distance to fan axis. The values given are valid under the measuring conditions mentioned above and may vary according to the actual installation situation. With any deviation from the standard set-up, the specific values have to be checked and reviewed with the unit installed.

## Measured values

	U	f	n	P <sub>ed</sub>	I	qv	P <sub>fs</sub>
	V	Hz	min <sup>-1</sup>	W	A	m <sup>3</sup> /h	Pa
1	115	50	1500	23	0.35	975	0
2	115	50	1500	23	0.35	845	15
3	115	50	1500	23	0.35	720	30
4	115	50	1500	23	0.35	630	36
5	115	50	1000	9.1	0.15	615	0
6	115	50	1000	10	0.16	550	6
7	115	50	1000	10	0.16	475	13
8	115	50	1000	10	0.16	415	15

U = Supply voltage · f = Frequency · n = Speed · P<sub>ed</sub> = Power input · I = Current draw · qv = Air flow · p<sub>fs</sub> = Pressure increase

